

REPLY
ANNUAL
FINANCIAL
REPORT
2015

CONTENTS

6	Board of Directors and Controlling Bodies
10	The Group's financial highlights
16	Letter to Shareholders
18	REPLY LIVING NETWORK
46	REPORT ON OPERATIONS
48	Main risks and uncertainties to which Reply S.p.A and the Group are exposed
52	Review of the Group's economic and financial position
58	Significant operations in 2015
60	Reply on the stock market
65	The Parent Company Reply S.p.A.
69	Corporate Governance
70	Other information
73	Events subsequent to 31 December 2015
73	Outlook on operations
74	Motion for the approval of the financial statement and allocation of the result for the financial year
76	CONSOLIDATED FINANCIAL STATEMENTS AS AT 31 DECEMBER 2015
78	Consolidated income statement
79	Consolidated statement of comprehensive income
80	Consolidated Statement of financial position
81	Consolidated Statement of changes in equity
82	Consolidated Statement of cash flows
83	Notes to the financial statements
146	Annexed tables
153	Report of the Statutory Auditors to the Shareholders' meeting
155	Statutory Auditors' Report
156	Relazione della Società di Revisione
158	FINANCIAL STATEMENTS AS AT 31 DECEMBER 2015
160	Income statement
161	Statement of comprehensive income
162	Statement of financial position
163	Statement of changes in equity
164	Statement of cash flows
165	Notes to the financial statements
222	Annexed Tables
229	Report on the Statutory Auditors to the Shareholders' meeting
239	Statutory Auditors' Report
242	REPORT ON CORPORATE GOVERNANCE AND OWNERSHIP STRUCTURE 2015
296	ANNUAL REPORT ON REMUNERATION

BOARD OF DIRECTORS AND CONTROLLING BODIES

Chairman and Chief Executive Officer

Mario Rizzante

Chief Executive Officer

Tatiana Rizzante

Executive Directors

Daniele Angelucci

Claudio Bombonato

Oscar Pepino

Filippo Rizzante

Fausto Forti ⁽¹⁾ ⁽²⁾ ⁽³⁾

Maria Letizia Jaccheri ⁽¹⁾ ⁽²⁾

Enrico Macii ⁽¹⁾ ⁽²⁾

Board of Statutory Auditors

President

Cristiano Antonelli

Statutory Auditors

Paolo Claretta Assandri

Ada Alessandra Garzino Demo

Auditing firm

Reconta Ernst & Young S.p.A.

(1) Amministratori non investiti di deleghe operative.

(2) Amministratori indipendenti ai sensi del Codice di Autodisciplina elaborato dal Comitato per la Corporate Governance

(3) Lead independent Director

THE GROUP'S FINANCIAL HIGHLIGHTS

ECONOMIC FIGURES (THSD EUROS)	2015	%	2014	%	2013	%
Revenue	705,601	100	632,184	100.0	560,151	100
Gross operating income	98,736	14.0	85,119	13.5	72,600	13.0
Operating income	90,558	12.8	80,663	12.8	64,171	11.5
Income before taxes	88,930	12.6	79,267	12.5	61,732	11.0
Group net income	56,748	8.0	47,909	7.6	34,449	6.2

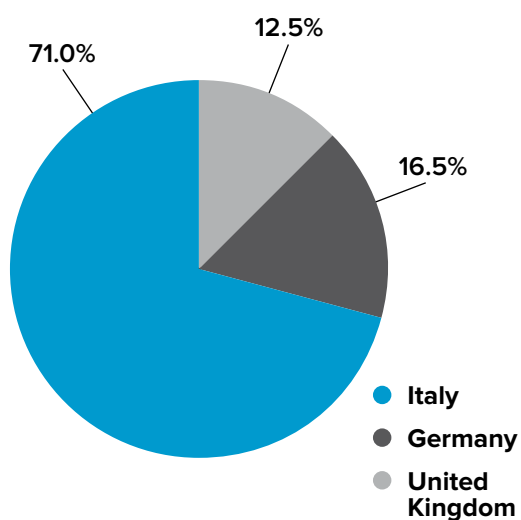
FINANCIAL FIGURES (THSD EUROS)	2015	2014	2013
Group shareholders' equity	295,425	251,908	211,808
Non-controlling interest	653	936	799
Total assets	700,745	616,712	549,531
Net working capital	162,566	134,341	124,373
Net invested capital	267,893	236,531	207,596
Cash flow	44,334	49,578	44,132
Net financial position	28,186	16,313	5,011

DATA PER SHARE	2015	2014	2013
Number of shares	9,352,857	9,352,857	9,307,857
Operating income per share	9.68	8.62	6.89
Net result per shares	6.07	5.12	3.70
Cash flow per share	4.74	5.30	4.74
Shareholders' equity per share	31.58	26.93	22.76

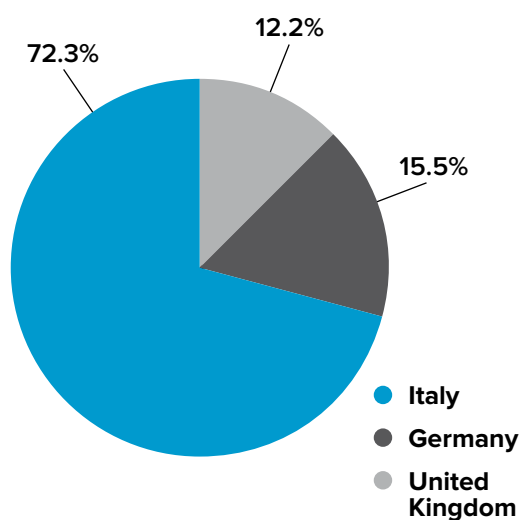
OTHER INFORMATION	2015	2014	2013
Number of employees	5,245	4,689	4,253

REVENUE BY GEOGRAPHICAL AREA

2015

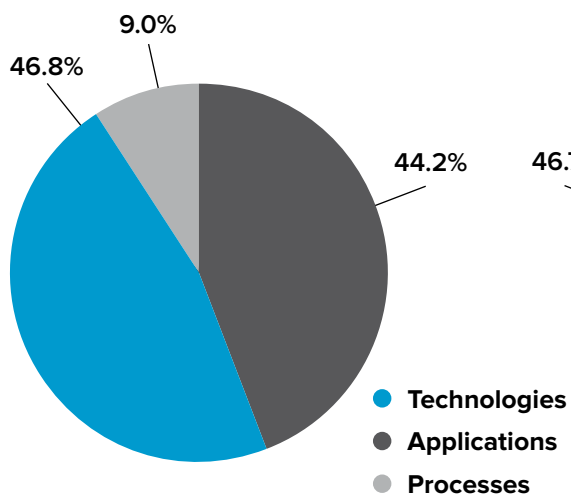


2014

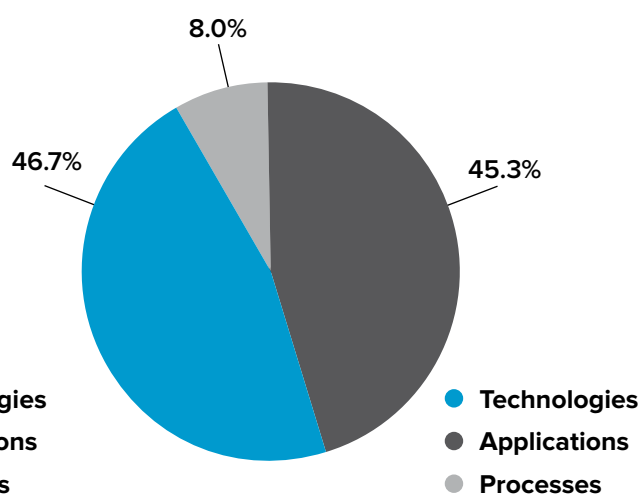


REVENUE BY BUSINESS LINES

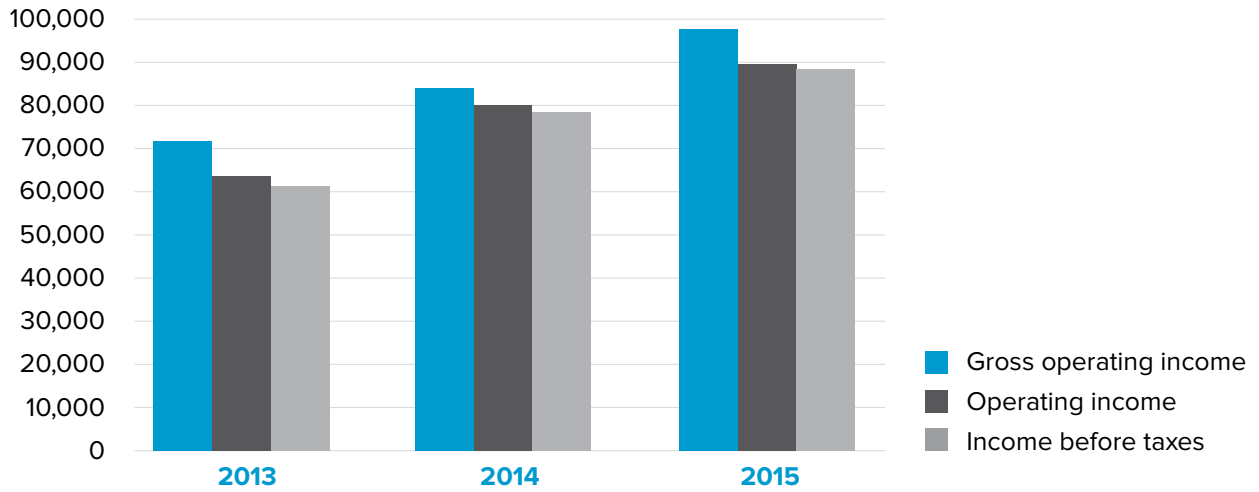
2015



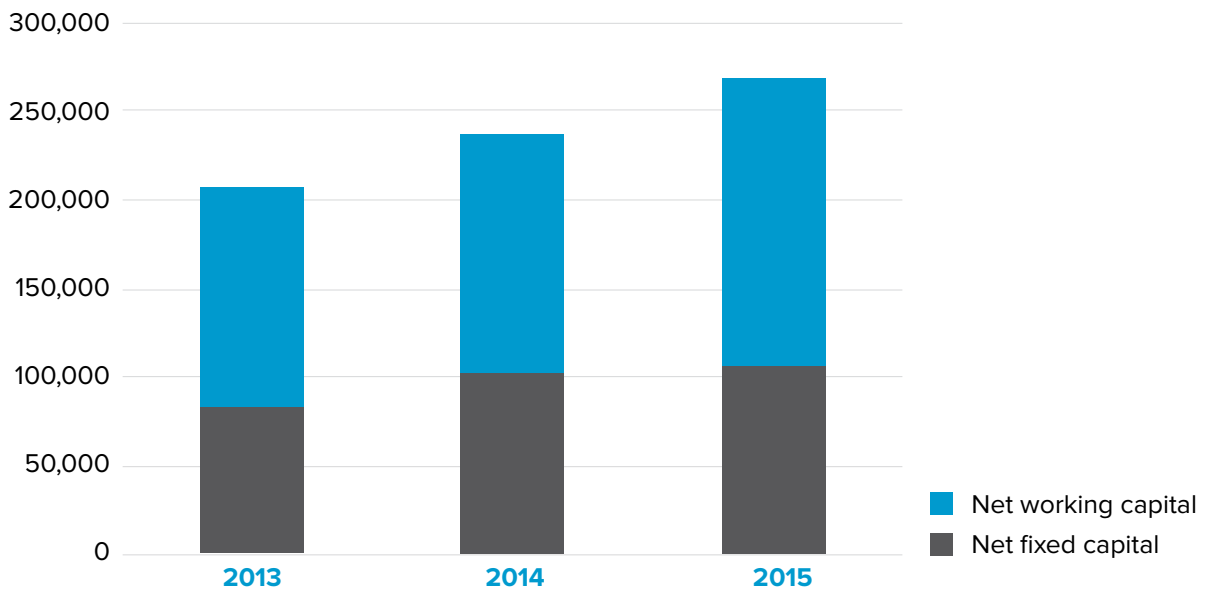
2014



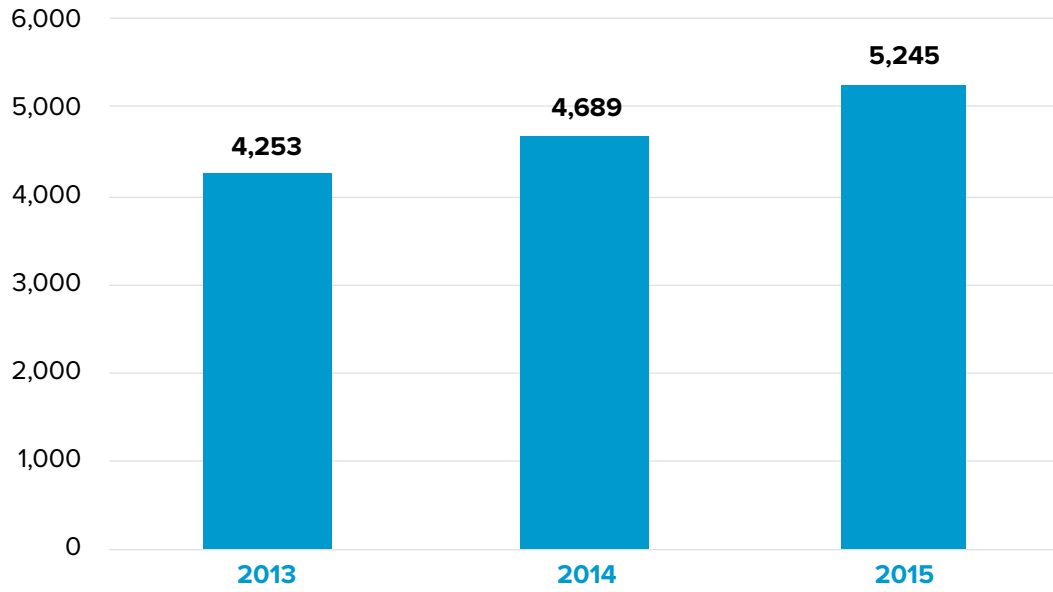
TREND IN THE PRINCIPLE ECONOMIC INDICATORS
(THOUSAND EUROS)



NET INVESTED CAPITAL
(THOUSAND EUROS)



HUMAN RESOURCES
(NUMBER)



LETTER TO SHAREHOLDERS

DEAR SHAREHOLDERS.

2015 has been a significant year for Reply. Our total sales exceeded 700 million Euros – with net profit growing by more than 18% over the figures recorded at the end of 2014 – while our capitalisation surpassed the billion Euro mark.

We were able to achieve these results by investing and focusing on those areas of expertise that, more and more, are proving to be vital for the competitiveness of our customers.

Indeed, Reply has established itself in recent months as a leader not only in technological innovation but also in terms of the main transformative processes that all companies are pursuing in order to operate in their sectors, characterised by continuous interactions and exchanges between the physical and the virtual worlds.

This transformation is now no longer confined purely to the digital domain. Its effects, in fact,

are also radically impacting on processes, production facilities, logistics chains, services and physical goods. These changes have been made possible – and often accelerated – by the ever increasing prevalence of new technological paradigms towards which the entire world economy is moving and which, in fact, are becoming the key enablers of every sector.

From the automotive sector to banking, from telecoms to media, from manufacturing to health care, and from communications to logistics, this digital transformation is changing the way we work, think and even live, leading us inexorably into a new era defined by the service economy.

For Reply, this new scenario represents a tremendous opportunity. Our company, in fact, has a unique mix of skills, extending from strategy to design; from digital technologies (cloud computing, big data, e-commerce, digital experience) to the area of enabling architectures.

We are well positioned in the market; our

customers are some of the world's leading concerns, but the context in which we operate is subject to ongoing and extensive change. More than ever it is therefore essential that the company avoids standing still.

We must be capable of understanding and interpreting the evolution of technology, in particular for the development of algorithms and data processing; their transformation into relevant information for business and their use in the automation of processes and decisions, and to make the products “smarter”.

We must continue to build new skills and strive to improve our results and the quality of our work day after day. That is the reason we have invested significantly, not only to develop the products and services we had already consolidated but also to extend our domain into new areas and paradigms such as, for example, immersive design and virtual reality, industry 4.0 and machine learning. These subjects certainly represent the frontier of technology, but will soon

play a central role in all industry sectors.


Today, Reply is a financially robust group, firmly established in markets with a high potential for growth, and having a strong entrepreneurial spirit, entirely built around the key values that inspire our day-to-day activities and performance: an ethical approach, honesty, transparency and reliability. Our achievements to date are – and always will be – our motivation to do more, and to do it better.

Chairman of the Board

Mario Rizzante



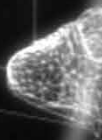
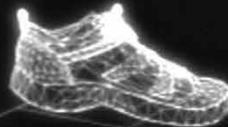


REPLY LIVING NETWORK



LOCAL TIME

09:20:08 AM

GMT+2 TEST MODE ALARM



SHO

OF WOMEN'S SHOES, AND THEY'RE ALSO ONE OF THE MOST DIFFICULT TO DEFINE IN THEIR MOST BASIC FORM. PUMPS HAVE CLOSED BACKS, AND LOW-CUT FRONTS THAT

SHO

STYLES OF WOMEN'S SHOES, AND THEY'RE ALSO ONE OF THE MOST DIFFICULT TO DEFINE IN THEIR MOST BASIC FORM. PUMPS HAVE CLOSED BACKS, AND LOW-CUT FRONTS

Reply is a company that specialises in consulting, system integration and digital services with a focus on the conception, design and implementation of solutions based on the new communication channels and digital media.

Composed of a network of companies, Reply partners with key industrial groups in defining and developing business models made possible by the new technological and communication paradigms such as big data, cloud computing, digital communication, the Internet of Things and mobile and social networking. In so doing, it aims to optimise and integrate processes, applications and devices.

REPLY IS CHARACTERISED BY:

- a **culture** focused on technological innovation;
- a flexible **structure** able to anticipate market developments and interpret new technological drivers;
- a delivery **method** of proven success and scalability;
- a **network** of companies with specialist areas of competence;
- **teams** composed of specialists, drawn from the best universities;
- a highly experienced **management team**;
- continuous **investment** in research and development;
- long-term **relationships** with its clients.

THE ORGANISATIONAL MODEL

With over 5200 employees (as of 31 December 2015), Reply operates through a network of companies that specialise in processes, applications and technologies, centres of excellence in their respective fields of expertise.

- **Processes** - For Reply, the understanding and use of technology involves the introduction of a new enabling factor for business processes, based on an in-depth knowledge of both the market and the specific industrial contexts of implementation.
- **Applications** - Reply designs and implements application solutions aimed at satisfying companies' core business requirements.
- **Technology** - Reply optimises the use of innovative technologies, implementing solutions capable of ensuring clients maximum efficiency and operational flexibility

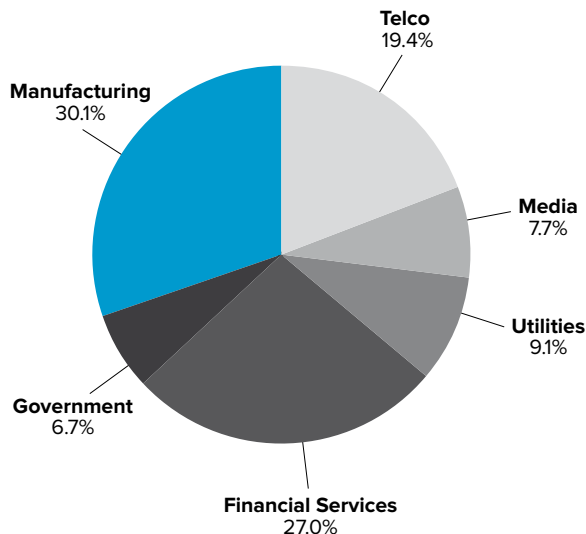
REPLY'S SERVICES INCLUDE:

- **Consulting** - strategy, communications, process and technology;
- **System Integration** - making the best use of the potential of technology, combining business consulting with innovative technological solutions and high added value;
- **Application Management** - management, monitoring and continuous improvement of application assets.

MARKET FOCUS

In every market segment in which it operates, Reply combines specific sector expertise with wide experience in the provision of services and a wealth of advanced technological capabilities.

In 2015, the breakdown of the group's sales in its various vertical sectors was as follows:



TELECOMS AND MEDIA

In a world that is evolving towards a proliferation of digital contacts, the types of relationship with the final customer are changing drastically. The digitalisation of services and the virtualisation of interactions present new challenges in business models and offerings and operating processes, which very often create scenarios of cross-industry competition. In this scenario, Reply works with major telecoms and media operators to define and implement digital transformation strategies applied to the main core processes.

In particular, the increasingly widespread affirmation of the Internet of Things requires a greater adaptability of the networks to transport enormous volumes of real-time data, generated no longer solely by smartphones and mobile devices, but by a multitude of smart objects with widely different functional characteristics. This new age of smart connection is characterised by a different approach

to the network that, through on-demand network provisioning, must be adapted and reconfigured on the basis of changing demands of consumers and the service supported.

In the telecom sector, Reply has defined an integrated offering of strategic and technological consultancy to support the design, definition and management of the new-generation networks, based on SDN (Software Defining Network) paradigms, capable of integrating and managing virtual networks (network virtualisation) through network engineering services and network operations. In the field of network security, in 2015, Reply provided an innovative solution, based on the paradigms of Ethereum Blockchain, in order to enable the identification, preemption and removal of attacks by hackers on SDN networks, typically more flexible and adaptable to the requirements of the service, but, at the same time, more vulnerable to external attacks.

Lastly, Reply assists its clients in the design and implementation of services and applications designed for latest generation devices and the design of omni-channel engagement models, both at the touchpoint level (physical and digital) and as the development of innovative solutions of customer experience, increasingly integrated with social logics.

BANKS, INSURANCE COMPANIES AND FINANCIAL OPERATORS

Reply is increasingly active in the digital transformation of financial institutions. In this field, Reply is working with some of the major European players in the sector on many key issues, such as the definition of complete multi-channel digital experience and customer engagement strategies: from digital branding to the implementation of apps strategy, from the development of a new generation of portals and multi-channel touchpoints to the complete redefinition of the underlying technological architecture, and the analysis of new customer journeys.

With regard to the distribution of wealth management products, Reply maintains a strong presence on the market and has developed a wide range of specific skills and solutions aimed at, for example, the emerging models of consultancy and remote-advice solutions. In the area of Governance Risk Control (GRC), Reply operates with a dedicated consulting division, integrated into a European network and highly specialised on the subjects of risk-evaluation and risk control. In this field, Reply is working with some leading institutions on activities connected with the implementation of European Banking Union standards.

In the increasingly strategic field of big data, Reply is investing greatly and operates with some of the most important financial institutions in two directions: the concrete integration of the new big data technologies and architectures with existing systems, and the development of skills and analytical models, aimed at extracting tangible business value from available databases.

Another subject in which Reply is strongly present and highly specialised is mobile payments and related m-commerce services. Reply offers both consultancy services and a verticalised proprietary platform for various industrial sectors (banks, insurance companies, payment service providers, telecoms, retailers, media and internet companies). In particular, the platform enables a wide range of personalised and context-aware mobile payment services and includes mobile pos solutions capable of accepting payments with the main types of cards active today.

Lastly, in the most advanced frontiers of innovation, Reply is present with numerous projects, such as, for example, in the area of the most recent biometric recognition technologies and digital identity, in IoT applied to specific insurance sectors (auto, home and health), in crypto currencies and in related solutions within the blockchain, in experimentation and assessment of "fintech" models of peer to peer lending, crowd funding and in the definition of specific e-marketplaces for financial institutions.

MANUFACTURING AND RETAIL

Reply accompanies companies in the phases of transformation and management of information systems: from strategic design to the understanding and redefinition of core processes, and the implementation of solutions that integrate the core applications in the production and distribution sectors.

The areas of focus and development of skills concern: support for supply and purchase management (SPM) processes; the design of production chain control systems (MES); distribution and movement of products on complex logistics networks (SCM).

Industry 4.0 and Logistics 4.0 are elements of particular focus for the strategic development of companies in the sector. This is why Reply has significantly increased its resources in these sectors, developing skills in new solutions in line with paradigms 4.0 such as experimental models using drones with the capability for autonomous indoor flying and applications for the automatic driving of industrial vehicles. At the same time, development is underway on a new platform for MES and SCE applications, which will be the backbone of the next generation of applications for logistics and manufacturing.

Reply has also defined a specific offering for the retail sector that combines e-commerce consulting with the design and development of multi-channel platforms (web, mobile, call centres and instore) in which digital devices, innovations and physical venues meet to create a unique and integrated customer experience.

ENERGY AND UTILITIES

The energy & utilities sector continues to be solicited with ever-increasing pressure by many forces in every area of the value chain. The world of hydrocarbon production has been shaken by a sudden decrease in the price of crude oil that is creating serious pressure on investments, costs and operations. Electric power stations continue to invest in generation plants from renewable sources, introducing a progressive replacement of less efficient energy sources and, in particular, the increasingly more dynamic and unforeseeable availability of electricity. The incumbent availability of storage systems at distribution and plant level also enables experimentation with the first micro-grid models. The enormous opportunities that they are creating are prompting progressive regulatory actions that find effective interest in customers' desire to benefit from new systems of control, analysis and management of consumption and generate a significant revision of operational, organisational and technological models for the energy transportation, distribution and sales industry.

Reply combines in-depth knowledge of the market and its typical processes with a distinctive ability in the design, implementation and management of application and technological solutions in support of core business in the areas of monitoring and optimisation of generation from renewable sources, trading & risk management, pricing & forecasting, metering, billing, CRM, etc. The ability to support and transform managerial models of operators in the sector and the verticalisation of specific skills and solutions (IoT, big data, cloud, mobile, etc.) will

enable Reply to assist energy generation, sales, transportation and distribution companies in defining and developing new operating models and raise cost efficiency, in situations of operational excellence, based on skills in fields such as smart metering, smart grid, asset & work management. Reply also assists its customers in the adoption of new energy management paradigms aimed at raising energy efficiency, a field in which a complete offering is provided, aimed at both energy sales companies and final consumers.

GOVERNMENT AND DEFENCE

The need for "cost saving" as well as the reorganisation of important sectors of the public administration, including health, have determined in Italy, in 2015, an initial legislative consolidation in central government, with the contextual redefinition of spending centres and, in various regions, the redefinition of organisational models that establish the centrality of citizens with regard to services supplied, be they health or of another kind. The slogan for this transformation is: Digital PA

In this scenario, Reply benefits from the experience it has built up in the most advanced online services, creating vertical applications and expertise that enable it to implement specific solutions for managing relationships with the public and with businesses.

Moreover, another important field of specialisation for Reply is telemedicine, or digital healthcare, which will increasingly move therapies and patient monitoring out of the hospital environment. The areas that

can impact the organisational model the most are: telemonitoring at the patient's home, electronic prescriptions and healthcare for the management of people suffering from chronic diseases. For these scenarios, Reply has created a series of applications and systems aimed at developing an integrated communications network between patients and community operators at various levels: hospitals, nursing homes, healthcare centres, community centres and so forth.

Lastly, in the United Kingdom Reply is working with various government agencies, including the Ministry of Defence (MoD) for which it has helped define and implement a new approach to the use of IT architecture in support of decision-making processes, capable of integrating flows of heterogeneous information, thus improving data management and ensuring at the same time the complete visibility of available resources.

TECHNOLOGICAL INNOVATION

Technological innovation has formed the basis for the development of Reply, a company that has always pursued the objective of providing its customers with the tools necessary to increase flexibility and efficiency. Reply is involved in a continuous process of research, selection and marketing of innovative solutions for sustaining the creation of value within organisations.

BIG DATA & ANALYTICS

In 2015, big data technologies moved on from being a strictly technological field to become one of the levers in the digital transformation of companies. Indeed, significant projects were initiated on data for the purpose of defining programmes aimed at improving business performance (e.g. the subject of risk management in financial institutions), innovating service models (e.g. passenger car policies in the insurance sector) or at understanding and serving its customers better (e.g. loyalty programs in the retail sector).

By combining technological skills in data analysis, data modelling and process re-engineering, Reply made it easier for its clients to approach the issue of big data, by favouring the activation of a real and concrete pathway of cultural change and by introducing a new approach to data management. In particular, in 2015, Reply assisted companies in the application of big data technology, creating architectures based on the new data lake concept and transforming models applied to data analysis through the insertion of specialised data scientists in projects to redefine core company processes. Reply has also begun to develop a specific proposal in the field of machine learning for the management of the enormous body of data produced by the world of the Internet of Things and for their use in

the creation of added value by companies. To this end, it supplemented analytics skills, typical of data scientists, with more specific capabilities connected with process automation techniques, by means of deep learning, image recognition and prescriptive analytics.

CLOUD COMPUTING

In recent years cloud computing has established itself as one of the most important areas of transformation that companies have had to face. The offering of virtual environments and services by leading vendors worldwide has in fact modified if not revolutionised the concept of IT as it had been traditionally interpreted, leading it to go from being a simple commodity to one of the basic elements on which to configure one's digital transformation.

At the same time, the ever increasing maturity of the cloud, whatever its declination (IaaS, PaaS or SaaS) is leading service providers and system integrators to define specific offers on highly strategic issues, such as the coexistence in the cloud with traditional on-premises applications and the issue of data management security.

In order to fulfil the requirements for strategic and technological transformation and change management required for the implementation of the

most suitable cloud model for specific situations, Reply has defined a service offering structured along the following lines:

- consulting support (from the business process to operational management) capable of helping clients to understand, select and develop the most appropriate technological and application solutions;
- an end to end provider service that, supported by the partnership with the major vendors worldwide including Amazon, Google, Microsoft, Oracle and Salesforce, allows customers to benefit from the most suitable solutions for their needs, both in terms of model and the technology chosen;
- SaaS services and solutions, based on Reply's proprietary application platforms.

CUSTOMER ENGAGEMENT

The new communication models and the ubiquity of connectivity, through a wide range of means (that support mobile phones and tablets, smart TV, beacons and devices for virtual reality), have demanded the implementation of CRM solutions that create value by helping to construct a pervasive, immersive and customer-centred experience.

The creation of an optimal customer experience is achieved by building a one-to-one relationship model that focuses on the distinctive aspects of company organisation, on an approach that places the customer and its interaction with the company at the centre of the processes, be they marketing, sales or support and services.

To this end, over the years Reply has built and developed a strategic CRM framework which

enables the creation of a unique customer experience for the client, defining an approach coherent with all possible customer journeys, maximising the attraction towards the prospects and the engagement of existing customers.

The Reply framework supports the development of company processes, based on the fusion of technical managerial and business logic skills with proven experience in the end-to-end management of digital transformation projects. Indeed, an ever increasing number of companies have been supported on a pathway that has led them to create a new and modern customer experience that incorporates the revision of company processes in support of strategic objectives of growth and innovation into the architectural design and the implementation of the technological solution.

By employing the skills gained in the fields of digital communication, social media, gamification, the Internet of things and the mobile, new techniques and methods have been identified for the purpose of defining an omni-channel CRM strategy that enables companies to coherently manage different touchpoints. This enables the management of customer engagement at any place and time, with constant monitoring (customer analytics) of final consumer satisfaction, based on the potential of the analysis of big data.

Finally, Reply invests constantly to strengthen its own skills and capabilities, thanks to partnerships with major global CRM vendors including Oracle, Microsoft, Salesforce.com and SAP.

DIGITAL EXPERIENCE

The digital marketing transformation process that has been redesigning the business world and company functions over the last few years is now also profoundly permeating the market of brand communications. This phenomenon has no geographical or product boundaries, where processes and branding strategy are radically imposing new paradigms and new economies, in a panorama of users who are now channel agnostic, moving freely between new technologies and constantly evolving platforms. There is now no aspect of a brand's life that does not require an omni-comprehensive digital presence that is competent and competitive, regarding a B2C as well as a B2B dimension of the brand. Fully consistent with this global trend, companies are realising the need to contact partners, capable of offering an extended and thorough skill set that is ready to move freely from digital creativity to the omni-channel strategic vision, from the domain of the most important fields of interaction with the consumer to the capacity for data recognition to capture large quantities of information, as well as data analysis to enable their transformation into effective marketing insights.

In order to further extend this scenario, it will be necessary to ensure coherent communication among the various media through a single provider of consulting, design and production services that also incorporates an internal multimedia asset management strategy. In addition to creating and managing every aspect of the brand image in an interactive digital environment, Reply's skills include creativity and technology, applied to important

sectors such as mobile telephony, e-commerce, gaming and the Internet of Things, present and, in particular, future targets of brand names, as can already be seen in the most important international communications markets.

Another important sector that Reply supports its clients in is communication on social networks, a fast developing mainstream phenomenon in recent years that is today, more than ever, being hailed as the global arena of brand-user relations. Therefore, Reply has included in its portfolio an offering to support companies in the strategic activities required to correctly position a brand in social channels: from monitoring and assessment activities to the design of the architecture of KPI reporting; from promotional activities, such as couponing and social gaming, by way of content marketing; to CRM activities and social sharing.

Social networks are increasingly connected to the digital marketing activities that Reply integrates into a universal relation model based on skills in the analysis and activation of paid, owned and earned media. This model enables and optimises the positioning of companies integrated on channels with their own ecosystem: social networks, search engines, comparison sites, shopping areas and social shopping, affiliation networks, email, applications and lead generation channels.

DIGITAL PAYMENTS

The wide diffusion of mobile devices with consumers and the creation of new payment instruments that see in the mobile component a supporting factor, make the payment sector one of the areas

with the highest growth rate. Reply has defined a dedicated offer - based on consultancy services and technological platforms - to assist banks, financial institutions, telecom companies, utilities and retailers in the processes to create and supply innovative services of remote and proximity digital payments.

The technological asset is Hi Credits™, the Reply platform that, by using the available smartphone technologies, enables personalised and contextualised payment services. In 2015, modules for the management of proximity payment transactions were developed according to the new HCE (host card emulation) standard and a solution for the transfer of funds between private individuals or Peer2Peer (P2P) was finalised. Hi Credits™ is capable of supplying, on the same platform, remote and proximity payment services with mobile POS solutions and enabling transfers between private individuals based on bank accounts with the P2P app.

E-COMMERCE

Increasingly more demanding, mobile consumers are now requesting a completely integrated experience from companies, personalised and unified as much as possible through various physical and digital channels. In a similar purchasing scenario, the success of this sector lies in the ability to invest in services aimed at promoting relations and interaction between sellers and customers, constantly innovating and extending sales models with new multi-channel strategies capable of offering consumers different touchpoints, both digital and physical, used to purchase products. One example is

the increasingly widespread success of purchasing processes based in click and collect models, very useful in order to avoid additional delivery costs or unexpected events such as delays: purchases are made online and the product is collected free of charge at the shop.

The increasingly widespread use of social media to compare prices and products has further enriched and modified purchasing processes which are increasingly based on an exchange of information and multi-channel interactions in which the transaction is begun and completed without a solution of continuity between chat, social media, online store and physical shop.

An evolution of this dimension in the traditional purchasing scenario has led Reply to define an omni-channel strategy centred on customer needs capable of enabling companies to provide the final consumer with a completely unified and integrated experience through online, mobile and physical channels. The solutions identified by Reply include, both for B2B and B2C companies, end-to-end management of the entire chain of the company sales cycle: from product and catalogue management to promotions and price optimisation, warehouse and logistics management, call centre operations, and customer engagement both in bricks-and-mortar stores, using proximity commerce techniques, and in online channels, exploiting the potential of social media.

ENTERPRISE ARCHITECTURE

Nowadays, digital transformation is the predominant issue in the agenda of companies. All the organisations have created or are creating systems and processes that require a bi-modal approach to information and development and management systems.

In order to excel in the digital economy, characterised by the convergence between the physical and the digital, the organisations must remove the boundaries between IT and business. This will allow companies to operate rapidly to exploit the new developments available to them, proceeding however with caution to avoid damaging existing systems and processes.

This new approach to IT requires agile delivery models in which small, highly qualified, multi-disciplinary teams implement a process of end-to-end change in very short timescales, working directly with the managers of the various business areas involved. Reply supports its customers in enterprise architecture, through the use of a vast catalogue of architectural frameworks, methods and models consolidated in many projects completed for large industrial, media and service groups.

THE INTERNET OF THINGS

The drive for convergence between the telecoms, media and consumer electronics sectors is making it necessary to treat items that currently lack any form of connectivity as “networked devices” (such as household appliances and home automation control systems). Consequently, one of the major

revolutions underway consists of the progressive connection not only of computers and devices but of a range of material objects. This will result in an increasingly more pervasive network integrated with the daily activities of people. There are various fields of application: from industrial applications (production processes) to logistics and info-mobility, energy efficiency, remote assistance and environmental protection.

Reply has designed and developed HI Reply™, a platform of services, devices and middleware, on which to base specific vertical applications such as advanced logistics, environmental security, contactless payment and product traceability. HI Reply™ was designed and produced at the Reply research and development centre on the Internet of Things.

In 2015, in addition to having significantly extended the fields of application of its platform, with specific developments for the main industries, Reply continued to invest in a series of start-ups closely connected to the IoT world both in Europe and in the USA. The main areas of interest are those connected with wearables, health&care, defence, building automation and entertainment.

MOBILE

Thanks to its many years of activity in the sector, Reply has gained extensive experience in the mobile segment, developing skills that range from strategy to the development of mobile applications, from user experience to testing, from payments in mobility to the most recent technologies and devices (beacons, wearables) introduced onto the market.

Reply uses these skills to enable customer companies to define interaction scenarios with their users and implement omni-channel applications and architectures capable of meeting the needs that the new market scene is imposing: appeal and high usability of services, high performance; creation of enabling architectures capable of integrating new channels and types of devices with flexibility through which to provide services and content on the basis of the specific guidelines of each platform.

In order to meet the ever-increasing requests for the supply of services with a high degree of interaction with the user on all mobile platforms, channels and devices, Reply has also set up its own application factory dedicated to the development of mobile applications in both the business and consumer sectors. A user experience laboratory is present in the factory, alongside teams of developers specialised in various mobile platforms, which bases its activity on a data-driven approach using empirical tools and methods that focus attention on users and their needs and behaviour.

The extension of mobile applications to every aspect of our personal and professional lives will be a key to

the current decade and will generate opportunities for transformation in all industrial sectors.

RISK MANAGEMENT, PRIVACY AND SECURITY

Reply is now one of the leading players in this sector, with a comprehensive portfolio of services for risk management, privacy and information security management. In particular, Reply has developed an integrated approach for measuring and managing risk that is capable of assessing, concurrently, both the risk involved and the potential loss of value and sales associated with that risk. Using this method, Reply enables its clients to implement a set of tools and activities aimed at cutting the operating costs associated with risk management, thereby ensuring that capital and resources can be allocated in the best possible ways.

Over recent years, IT-related risks have increased dramatically in terms of both their impact and their frequency, leading to serious security violations and causing hundreds of millions of client data records to be compromised worldwide. The parameters that should be considered and monitored are often interconnected and therefore difficult to catalogue in an orderly manner or tackle individually. In order to deal with this increasingly complex situation, Reply has defined an integrated, coherent and comprehensive range of services to support its clients in defining the best possible strategies for security governance and security technology. In particular, Reply is active in all the implementation phases of an integrated information security plan: from strategic planning and the definition

of enterprise architecture for security to the implementation of specific IT countermeasures.

Lastly, thanks to its cyber security command centre, Reply assists large organisations with advanced computer security incident response services.

SOCIAL MEDIA

In recent years, social media have profoundly changed the way in which individuals of all age groups communicate and interact both in their private and professional lives.

Consequently, the Internet has been transformed from a purely informative tool into a vast area of dialogue and conversation; new opportunities can therefore be found by brands that are capable of analysing and exploiting the interactions that they generate on social media with people: customers, prospective customers, employees, partners or suppliers. These analyses are based on listening to and observing relevant phenomena regarding the integration of the owned, paid and earned social media and on the definition of the most effective digital marketing activities to meet the needs of brand business, from position in the lead generation to loyalty.

Along with market solutions for social engagement and social listening, Reply bases its enterprise social networking offering ((business community, social intranet and consumer community) on the TamTamy™ proprietary platform, available in on-premises mode and as a service on cloud computing architecture. Reply has also defined a specific approach, based

on Starbytes™, in order to bring the organisational model deriving from crowdsourcing to companies that intend to request the development of a project, service or product by 'crowds' of people organised in a virtual community.

VIDEO AND GAMING GENERATION

The explosive phenomenon of mobile and apps that we have seen in recent years brings with it new social behaviour patterns and new habits. One especially obvious phenomenon involves the use of video games. Smartphones and tablets have seen the disproportionate growth of the gaming community, previously confined to owners of consoles or to the PC gaming community, transforming gaming into a mass phenomenon (over 50% of mobile consumers use their device to play and one-quarter of them play with their device daily).

Video gaming, as well as being a mass phenomenon, has now also become a language of communication. Brands, which require a continuous relationship with their customers, are therefore increasingly prioritising not only video games but also all of the technologies that are focused on fun, surprise and customer engagement. Providing customers with an entertaining experience that leaves a positive opinion of the brand in their memory is a priority and essential nowadays for any communications campaign or engagement, regardless of whether it is intended for the smartphone screen or packaged for a physical sales point.

Creating games is a highly professional and specialist activity. Reply's credibility in this sector

is guaranteed by the quality of the B2C products it has developed over recent years and by the success they have enjoyed in the global market. The games produced by Reply involve all of the group's technological and distribution platforms, while the portfolio includes titles of varying complexity aimed at a variety of target audiences. The experience acquired and the quality of the games produced position Reply as a major player in the international gaming industry. This is reflected both in the production of its own products and in the supply of vertical services to other industries in the sector.

VIRTUAL AND AUGMENTED REALITY

Augmented reality (the vision of the real world increased by digital information) and virtual reality (the exploration and interaction of virtual environments) are technologies that have continued to develop over the years, but are experiencing, in this particular period of history, a surprising expansion that involves important investments by the big names in digital technology.

Although this technology is developing mainly within the videogame industry, there are many applications in the professional and industrial fields. These include the presentation of very large projects that are difficult to transport, to the creation of training sessions on plants that are far away or have not even been built yet.

By combining experience in the 3D sector deriving from the gaming world with mobile skills and new technologies in the world of wearable devices, Reply has developed an offering specifically

orientated towards the development of solutions devised to increase user involvement. This offering includes the development of augmented reality applications (aimed at visualising a virtual product in a real environment) and immersive reality applications specifically designed to give the user an unforgettable experience, transporting him/her into a navigable virtual environment.

REPLY SERVICES & PLATFORMS





REPLY SERVICES

Nowadays, networks consist of distributed “information systems” that provide real-time access to an ever-increasing quantity of complex data, information and content.

This use of the Internet is creating new competitive models, based on approaches to service that depend on three fundamental components: the software platforms involved, an understanding of and expertise in the relevant processes, and service management.

Reply supports its clients in this quest for innovation with services and platforms that are designed to fully exploit the new potentials offered by networks and by communication technologies.

BUSINESS PROCESS OUTSOURCING

Reply provides specialist services in three fields of expertise:

- **Finance & Administration** - management of transnational accounting processes, writing of consolidated financial statements, management of tax obligations, dematerialisation of accounting documents and electronic storage.
- **Human Resources** - training, ECM, career profiles, company knowledge, dashboards for directional analysis.
- **Pharmaceutical** - management and control of pharmaceutical expenses.

CFO SERVICES

The role of the CFO is changing dramatically due to the increasing need to use complex reporting and simulation tools that can provide timely and adequate information on the success of a business and its ability to create value. In its business performance management offering, Reply has identified specific services capable of supporting the CFO in their development, which is increasingly seeing them confront issues that were once attributed to the CEO.

- definition of the business control model;
- strategic planning and budgeting;
- creation of the consolidated statement;
- IPO support.

APPLICATION MANAGEMENT

Reply has defined an application management model characterised by:

- a modular approach that allows the client to purchase either individual service components (for example, only application maintenance or only operational support) or structured groups of services;
- a flexible supply model aimed at integrating the Reply service in the best possible way with the client’s business processes while taking account of the specific needs involved.

REPLY PLATFORMS

CLICK REPLY™

Click Reply™ is the Reply suite for supply chain execution, intended for the management and optimisation of processes in the production or logistics and distribution sectors. Click Reply™ is one of the leaders in the automotive (parts & service,) fashion retail, grocery and contract logistics (3PL) sectors and used by over 400 companies and over 20,000 users worldwide. The platform's architecture is entirely service-oriented; it is based on open standards and integrates the most modern technologies used in the supply chain such as voice, mobile, RFID and augmented reality. The suite has obtained important awards, such as a place in the Magic Quadrant of the WMS of Gartner Group.

DEFINIO REPLY™

Definio Reply™ – the Reply platform for risk management and wealth management – targets the market of financial operators (banks, savings management companies, insurance companies, pension funds, bank foundations, investment and private banking, family office) that must analyse and control financial activities managed directly and by third parties. The platform also has all the engines for the implementation of a Robo Advisor platform.

DISCOVERY REPLY™

Discovery Reply™ – the Reply platform for digital asset management – makes the management of the entire life cycle of digital assets more effective, thanks to innovative methods for the organisation of work flow, the high level of interoperability with other company systems and advanced multi-channel content distribution services. Discovery Reply™

supports integrated production models and the use and storage of content, through an open, flexible platform and a simple, intuitive interface for the purchase, processing, cataloguing, access, research and distribution of digital assets on various delivery channels, both traditional (analogue and digital TV) and IP-based (web TV, over-the-top TV, mobile TV, connected TV, digital signage).

HI REPLY™

HI Reply™ – the Reply solution for the Internet of Things – is a platform of services, devices and middleware on which specific vertical applications are based, such as infomobility, advanced logistics, environmental security, contactless payment and product traceability. HI Reply™ enables simple and standard communication between web-connected objects. It comprises a combination of hardware, firmware and software components distributed on the actual objects, which vary from simple sensors and actuators to more sophisticated systems, such as smartphones and mini-computers. The machines equipped with the platform become “smart”, acquiring the ability to interact with one another by means of standard internet technologies and gaining a set of basic functions necessary for them to function “seamlessly” (auto-configuration, location, discovery and the nature of services displayed).

SIDEUP REPLY™

SideUp Reply™ is the Reply platform providing services for warehouse management and supply chain integration and collaboration. The solution is entirely cloud-based and integrates with both ERP systems and supply-chain-planning and e-commerce systems. SideUp Reply™ is intended for companies whose requirement is to improve the efficiency and visibility of their supply chain quickly. SideUp Reply can be used directly via the Internet with a pay-per-use model. The suite has obtained important awards, such as a place in the Magic Quadrant of the WMS of Gartner Group.

STARBYTES™

Starbytes™ – the crowdsourcing platform developed by Reply on cloud architecture – targets companies that intend to activate an open enterprise model, where it is possible to develop projects, services or products through access to the capabilities and skills of a digital community with a direct channel and without intermediaries between supply and demand. Starbytes™ introduces, within traditional mechanisms of engagement, new dynamics that stimulate interactivity, thanks to mechanics derived from the world of gamification, and also provides the complete management of the standards that regulate partnership contracts with freelancers. Starbytes™ is a new model in the workplace where supply and demand meet in a flexible way through contests and tenders and in which, thanks to a sophisticated and transparent feedback system, the best merit-based professionalism emerges. At the end of 2015, Starbytes™ had over 60,000 members, among ICT professionals and creative people.

TAMTAMY™

TamTamy™ – the enterprise social networking platform developed by Reply, available as an on-premise delivery modality and as a cloud computing service – enables companies to adopt an effective tool for interaction between companies, brands and people. TamTamy™ provides a series of social functions that can be extended and integrated into an enterprise context, thereby enabling the formation of communities, Internet participation and communications portals for the sales network. A customisable front-end that is flexible and responsive enables simple and intuitive access, also in a mobile context.

PARTNERSHIP - RESEARCH & DEVELOPMENT

Reply considers research and continuous innovation to be fundamental assets for the support of its clients as they adopt new technologies.

In order to offer the most appropriate solutions for different business requirements,

Reply has established important partnerships with major global vendors. In particular, Reply has achieved top levels of certification with regard to the leading technologies in the enterprise field, including:

MICROSOFT

Reply, like Microsoft Partner, pursues a constant policy of innovation of Microsoft technologies - demonstrated by the many certified skills obtained - including Cloud Productivity, SQL Server 2014, Microsoft .NET Framework, Dynamics CRM/AX/NAV. With regard to business solutions, Reply reiterates its position as leader of Microsoft Dynamics CRM/ERP solutions, confirming its pole position in the CRM Dynamics sector. And lastly, Reply holds centres of competence for Microsoft Cloud OS, Hybrid Cloud, Microsoft Data Platform, Microsoft Power BI and Application Integration.

ORACLE

Reply, an Oracle platinum partner, has always followed the evolution of the Oracle offering and has one of the main competency centres in Europe, capable of combining the complete coverage of the entire technology stack and the domain of application suites and principal vertical solutions for industry.

Thanks to the technical skills of its teams and successful projects with important European customers, Reply can boast 34 different Oracle specialisations. In particular, Reply has reaffirmed its place among the elite of the best Oracle Partners by winning the Oracle award again in 2015: "Cloud Partner of the year".

Reply boasts one of the first laboratories dedicated to the Oracle cloud technology platform, created to provide the best assistance for its customers adopting cloud computing and sustain ongoing technology update programmes.

In the Oracle big data sector, Reply has developed for the banking market a platform that integrates the strategic CRM with social networking logics, couponing and loyalty based on Oracle Fast Data technology. And lastly, in the e-commerce sector, Reply has developed various projects based on the Oracle Commerce suite, aimed at defining a customer-centric strategy, customised and unified through various channels.

SAP

Thanks to its wide international experience in the implementation of software solutions based on the SAP product suite, Reply is able to support companies with the optimisation of their activities and processes, taking an integrated approach to the design and development of business information systems. In particular, with regard to business components and changes required by digital transformation, the skills cover both traditional enterprise processes and extended company functions with a distinctive focus on components connected to customer engagement solutions and commerce, analytics on SAP HANA and specific

IoT solutions for industry 4.0 and preventive maintenance. The technology and design domain is significant, extending from SAP cloud architecture to the SAP Fiori suite. In 2015, Reply won the "SAP and Google Glass Challenge" award and was awarded by SAP as one of the most innovative SAP partners for having developed a smart glass application on the SAP HANA platform for the retail and fast moving consumer goods sector. For the second consecutive year, Reply won the "SAP Quality Award" thereby obtaining quality and performance awards from SAP, thanks to the SAP HANA solutions implemented. Reply also has the status of "SAP Hybris Platinum partner" and has been named "Global Partner of the Year" many times, thanks to important multi-channel e-Commerce projects implemented with major international customers and for the development of the SAP Hybris Airline Accelerator - a multi-channel customer engagement and commerce solution for the airline industry.

AMAZON

Reply is now among the main partners of Amazon Web Services (AWS), the division that supplies infrastructures in IaaS modality. In particular, Reply has completed numerous projects on infrastructures and components made available by AWS and supplied to companies, in both the B2B and B2C sector, providing complete end-to-end support, from the implementation and integration of custom applications and platforms to maintenance and management services based on consumption cost models. Reply is now able to steer the digital transformation of an enterprise, by using the the most appropriate cloud model for the requirements of

each individual company, and by adopting a strategy of governance that is secure, flexible and efficient. At the end of 2015, Amazon Web Services confirmed Reply, for the third consecutive year, Premier Consulting Partner, the highest level of certification attributable only to a select group of AWS partners worldwide.

GOOGLE

Reply is one of the most important global partners of Google for Work, the Google technology suite dedicated to solutions for enterprise companies. Thanks to the knowledge contained in the application, architectural and infrastructural field, Reply assists and supports its customers in the implementation of solutions such as Google Apps for Work (business collaboration), Google Maps (geolocation) and Google Cloud Platform (IaaS and PaaS), i.e. development of complex applications through cloud-based services. Reply in partnership with Google for Work introduces to the company innovative models of digital transformation, enterprise collaboration extended within and without the company, supplied through total service architectures.

SALESFORCE

Reply is now one of the most prestigious names in Europe specialised in Salesforce.com with over 90 projects and applications published on Appexchange and includes among its customers some of the most important industrial and media groups. In particular, Reply combines skills on the cloud paradigm, based on SaaS and PaaS with specific process and market know-how, focusing in particular on the areas of digital marketing, digital CRM and integration.

DEVELOPMENT AND EVOLUTION OF PROPRIETARY PLATFORMS

Reply constantly dedicates resources to Research & Development activities, concentrating them in two areas: development and evolution of proprietary platforms and the definition of a continuous scouting, selection and learning process of new technologies, aimed at bringing onto the market innovative solutions capable of sustaining the creation of value in companies.

CLICK REPLY™

The 2015 road map of Click Reply™ has seen a consolidation of modules aimed at the optimisation of logistic and operative processes, in particular modules for warehouse management, yard management (for inbound and outbound flows) and labour management (for the analysis of implementation times of warehouse activities and feedback in real time to the operator). At the same time, the development of Click Reply™ continued, aimed at the introduction of the latest technologies in the mobile, 3D visualisation and augmented reality sectors and also the use of drones to carry out indoor activities. And lastly, in 2015, the new base platform was completed, aimed in particular at the needs of new trends dictated by Industry 4.0 on which new Reply in-house supply chain applications will be developed in 2016.

DEFINIO REPLY™

In 2015, Definio Reply™ included the Definio data hub module. The module makes it possible to interrogate different data providers providing access to the financial data through a common interface. For each ticket pegged to the market, unloading strategies and processing of the historic series can be defined. The module also integrates with Definio engines enabling the creation of new financial measures or to proxy a discontinuous series correctly.

DISCOVERY REPLY™

During 2015, the platform was extended enabling integration with additional digital channels such as digital signage, the web and connected TV. In the context of communication systems oriented towards in-store digital in retail, the platform allows authorised and profiled users to insert, modify and approve content and programmes disseminated on a digital display network, just as, thanks to the technological evolutions developed over the year, it allows exports in automatic player video mode and multimedia media galleries.

HI REPLY™

In 2015 the vertical solution of contextual marketing of Reply, based on Hi Reply™, was integrated into company services operating in various sectors such as cultural heritage, automotive, large distribution and retail. In 2015, a new version of the Hi Reply™ platform that uses innovative cloud services of a strategic partner was released. The vertical declination is dedicated to the monitoring of production and consumption of electric energy and home automation. This evolution was also made possible thanks to the completion of the development of the proprietary solution in the field of devices for the measurement and optimisation of the electric energy production from renewable

sources. In 2016, investments and developments in the platform will focus on verticalisation connected to the issue of industry 4.0, predictive maintenance, automotive and home automation.

SIDEUP REPLY™

In 2015, the offering was increased with the addition of the new SideUp Dropshipment module. The use of SideUp Dropshipment allows the retailer to manage, on its e-commerce portal, both products shipped from warehouses under its control and products offered by third party sellers shipped by them to the customer. In other words, the e-Commerce site sends the customer basket to SideUp Dropshipment, which routes it to the WMS module for the part handled directly by the retailer and through API or web portal manages the progress of activities and subsequent tracking for third party sellers.

In 2015, the first porting of existing sideup modules to the new Reply technological platform was also completed. SideUp delivery is now available in the new version.

STARBYTES™

The development plans of Starbytes for 2015-2016 include the launch of initiatives aimed at highlighting the talents of the crowd and also orienting the offering to medium and large companies through a "Premium" service. Areas dedicated to special partnerships with large Italian and international companies are also planned.

TAMTAMY™

In 2015, Reply continued to develop the TamTamy™ platform, producing an integrated version with

Google Apps for Work services, thus allowing companies to provide a complete service, capable of making available to users a real digital workplace with all the necessary work tools, such as e-mail, chat, video conferencing and individual and collaborative production tools and calendars. During 2016, further investments are planned, aimed at strengthening market presence and creating a series of verticalisations, in order to efficiently meet specific needs of the various company organisations.

THE VALUE OF PEOPLE

Reply is based on the excellence of the people of which it is formed, professionals from the best universities and polytechnics in the sector. The men and women within the group bring the Reply “brand” to life for clients and partners and embody the company’s image.

Reply invests continuously in human resources by establishing special relationships and partnerships with a number of universities with the aim of attracting highly skilled individuals to join its team.

Recruitment is focused mainly on young graduates. In particular, the areas of interest are: computer science, computer engineering, electronic engineering, telecommunications engineering, managerial engineering and Economics and business. The relationship between Reply and universities is also developed by means of regular collaboration in the form of industrial placements, dissertations and participation in lectures and seminars.

The values that characterise Reply’s employees are enthusiasm, excellence, a methodical approach, team spirit, initiative, and an ability to understand the business context and to clearly communicate the solutions proposed. The continuous desire to imagine, experiment and study new solutions allows innovation to occur more rapidly and efficiently.

Whoever decides to become a part of the "Reply world" will find the opportunity to best express his/her potential in an organisational model based on: culture, ethics, trust, honesty and transparency.

These are indispensable values for continuous improvement and for an ever-increasing attention to quality in one’s work.

All of the group’s managers are focused in their daily work on upholding the principles on which Reply has always depended and that have sustained it during its growth.

THE REPLY TEAM

- sharing of the client’s objectives;
- professionalism and speed of implementation;
- culture and flexibility.

Excellence: the underlying culture, study, attention to quality, seriousness, the creation of value from results.

Teamwork: collaboration, the transfer of ideas and knowledge, the sharing of objectives and results, respect for personal characteristics.

Client: the sharing of objectives, client satisfaction, conscientiousness, professionalism, a sense of responsibility, integrity.

Innovation: imagination, experimentation, courage, study, the search for improvement.

Speed: method, experience in the management of projects, collaboration, commitment in achieving results and customer objectives.

ANNUAL FINANCIAL REPORT 2015





REPORT ON OPERATIONS

MAIN RISKS AND UNCERTAINTIES TO WHICH REPLY S.P.A AND THE GROUP ARE EXPOSED

The Reply Group adopts specific procedures in managing risk factors that can have an influence on company results. Such procedures are a result of an enterprise management that has always aimed at maximizing value for its stakeholders putting into place all necessary measures to prevent risks related to the Group activities.

Reply S.p.A., as Parent Company, is exposed to the same risks and uncertainties as those to which the Group is exposed, and which are listed below.

The risk factors described in the paragraphs below must be jointly read with the other information disclosed in the Annual Report.

EXTERNAL RISKS

RISKS ASSOCIATED WITH GENERAL ECONOMIC CONDITIONS

The informatics consultancy market is strictly related to the economic trend of industrialized countries where the demand for highly innovative products is greater. An unfavorable economic trend at a national and/or international level or high inflation could alter or reduce the growth of demand and consequently could have negative effects on the Group's activities and on the Group's economic, financial and earnings position.

RISKS ASSOCIATED WITH EVOLUTION IN ICT SERVICES

The ICT service segment in which the Group operates is characterized by rapid and significant technological changes and by constant evolution of the composition of the professionalism and skills to be combined in the realization of such services, with the need to continuously develop and update new products and services. Therefore, future development of Group activities will also depend on the capability of anticipating the technological evolutions and contents of the Group's services even through significant investments in research and development activities.

RISKS ASSOCIATED WITH COMPETITION

The ICT market is highly competitive. Competitors could expand their market share squeezing out and consequently reduce the Group's market share. Moreover the intensification of the level of competition is also linked with possible entry of new entities endowed with human resources and financial and technological capacities in the Group's reference sectors, offering largely competitive prices which could condition the Group's activities and the possibility of consolidating or amplifying its own competitive position in the reference sectors, with consequent repercussions on business and on the Group's economic, earnings and financial situation.

RISKS ASSOCIATED WITH INCREASING CLIENT NEEDS

The Group's solutions are subject to rapid technological changes that, together with the increasing needs of customers and their need to improve informatics, which results in a request of increasingly complex development activities, sometimes requires excessive efforts that are not proportional to the economic aspects. This in some cases could result in negative effects on the Group's activities and on the Group's economic, financial and earnings position.

RISKS ASSOCIATED WITH SEGMENT REGULATIONS

The activities carried out by the Group are not subject to any particular segment regulation.

INTERNAL RISKS**RISKS ASSOCIATED WITH KEY MANAGEMENT**

The Group's success is largely dependent on some key figures that have made a decisive contribution to its development, such as the Chairman and the Executive Directors of the Parent Company Reply S.p.A.

Reply also has a leadership team (Senior Partner, Partner) with many years of experience in the sector with a decisive role in the management of the Group's business.

The loss of any of these key figures without an adequate replacement or the inability to attract and retain new, qualified personnel could therefore have an adverse effect upon the Group's business prospects, earnings and financial position.

Management deems that in any case the Company has a sufficient operational and managerial structure capable of guaranteeing continuity in the running of the business.

RISKS ASSOCIATED WITH RELATIONSHIP WITH CLIENT

The Group offers consulting services mainly to medium and large size companies operating in different market segments (Telco, Manufacturing, Finance, etc.).

A significant part of the Group's revenues, although in a decreasing fashion in the past years, is concentrated on a relatively limited number of clients. If such clients were lost this could have an adverse effect on the Group's activities and on the Group's economic, financial and earnings position.

RISKS ASSOCIATED WITH INTERNATIONALIZATION

The Group, with an internationalization strategy, could be exposed to typical risks deriving from the execution of its activities on an international level, such as changes in the political, macro-economic, fiscal and/or normative field, along with fluctuations in exchange rates.

These could negatively influence the Group's growth expectations abroad.

RISKS ASSOCIATED WITH CONTRACTUAL OBLIGATIONS

The Group develops solutions with a high technological content of significant value; the underlying related contracts can provide for the application of penalties in relation to timeliness and the qualitative standards agreed upon. The application of such penalties could have adverse effects on the Group's economic, financial and earnings position.

The Group has undersigned adequate precautionary insurance contracts against any risk that could arise under professional responsibility for an annual maximum amount deemed to be adequate in respect of the actual risk. Should the insurance coverage not be adequate and the Group is called to compensate damages greater than the amount covered, the Group's economic, financial and earnings position could be deeply jeopardized.

FINANCIAL RISKS**CREDIT RISK**

For business purposes, specific policies are adopted to assure its clients' solvency.

With regards to financial counterparty risk, the Group does not present significant risk in credit-worthiness or solvency.

LIQUIDITY RISK

The group is exposed to funding risk if there is difficulty in obtaining finance for operations at any given point in time.

The cash flows, funding requirements and liquidity of the Group's companies are monitored or centrally managed under the control of the Group Treasury, with the objective of guaranteeing effective and efficient management of capital resources (maintaining an adequate level of liquid assets and funds obtainable via an appropriate *committed* credit line amount).

The difficult economic context of the markets and financial markets requires specific attention as regards the management of liquidity risk and in such a way that particular attention is given to shares tending to generate financial resources with operational management and to maintaining an adequate level of liquid assets. The Group therefore plans to meet its requirements to settle financial liabilities as they fall due and to cover expected capital expenditures by using cash flows from operations and available liquidity, renewing or refinancing bank loans.

EXCHANGE RATE AND INTEREST RATE RISK

The exposure to interest rate risk arises from the need to fund operating activities and M&A investments, as well as the necessity to deploy available liquidity. Changes in market interest rates may have the effect of either increasing or decreasing the Group's net profit/(loss), thereby indirectly affecting the costs and returns of financing and investing transactions.

The interest rate risk to which the Group is exposed derives from bank loans; to mitigate such risks, the Group has used derivative financial instruments designated as "cash flow hedges". The use of such instruments is disciplined by written procedures in line with the Group's risk management strategies that do not contemplate derivative financial instruments for trading purposes.

REVIEW OF THE GROUP'S ECONOMIC AND FINANCIAL POSITION

FOREWORD

The financial statements commented on and illustrated in the following pages have been prepared on the basis of the Consolidated financial statements as at 31 December 2015 to which reference should be made, prepared in compliance with the International Financial Reporting Standards ("IFRS") issued by the International Accounting Standards Board ("IASB") and adopted by the European Union, as well as with the provisions implementing Article 9 of Legislative Decree No. 38/2005.

TREND OF THE PERIOD

The Reply Group closed the 2015 financial year with a consolidated turnover of €705.6 million, an increase of 11.6% compared to €632.2 million in the 2014 financial year.

The EBITDA amounted to €98.7 million (€85.1 million in 2014), while the EBIT was established at €90.6 million (€80.7 million in 2014).

The Group's net result amounted to €56.7 million (€47.9 million in 2014).

Following the results achieved in the course of 2015, Reply's Board of Directors has decided to propose distribution of a €1.00 per share dividend at the next Shareholders' Meeting, which will become payable on 11st May 2016, with the coupon detachment date fixed at 9th May 2016 (record date 10th May 2016).

The net financial position of the Group on 31 December 2015, is positive by €28.2 million, a substantial improvement compared to €16.3 million on 31 December 2014. In September 2015, the net financial position was positive by €40.2 million.

Reply has established itself in 2015, not only in terms of technological innovation, but also in the main areas of transformation that all companies are introducing to compete on the markets, characterized by continuous interactions and exchanges between the physical and virtual worlds.

This transformation is no longer confined to the digital domain, but its effects are also radically changing processes, production systems, logistics chains, services and material products.

Reply is now considered, to all intents and purposes, one of the leaders in Europe, having a unique mix of skills, ranging from Strategic to the Design of digital technologies (Cloud Computing, Big Data, eCommerce, Digital Experience).

However, it is important – now more than ever – that Reply does not become complacent. Reply must grasp and understand the daily evolution and expansion of technology for processing algorithms and data, their transformation into relevant business information and their use in the automation of processes and decisions, as well as making "smart" products. For this reason, in the coming months Reply will continue to invest in order to strengthen further in the areas of Immersive Reality, the Internet of Things, Industry 4.0 and Machine Learning.

RECLASSIFIED CONSOLIDATED INCOME STATEMENT

Reply's performance is shown in the following reclassified consolidated statement of income and is compared to corresponding figures of the previous year:

(THOUSAND EUROS)	2015	%	2014	%
Revenues	705,601	100	632,184	100
Purchases	(14,049)	(2.0)	(12,227)	(1.9)
Personnel	(349,721)	(49.6)	(308,452)	(48.8)
Services and other costs	(240,495)	(34.1)	(222,415)	(35.2)
Other operating (costs)/income	(2,601)	(0.4)	(3,972)	(0.6)
Operating costs	(606,865)	(86.0)	(547,065)	(86.5)
Gross operating income (EBITDA)	98,736	14.0	85,119	13.5
Amortization, depreciation and write-downs	(9,371)	(1.3)	(8,021)	(1.3)
Other unusual (costs)/income	1,192	0.2	3,565	0.6
Operating income (EBIT)	90,558	12.8	80,663	12.8
(Loss)/gain on investments	440	0.1	-	-
Financial income/(expenses)	(2,067)	(0.3)	(1,396)	(0.2)
Income before taxes	88,930	12.6	79,267	12.5
Income taxes	(31,502)	(4.5)	(30,646)	(4.8)
Net income	57,428	8.1	48,621	7.7
Non-controlling interests	(680)	(0.1)	(712)	(0.1)
Group net income	56,748	8.0	47,909	7.6

Group key events of 2015 are summarized below:

October 2015: Triplesense Reply, the digital agency of the Reply group, put in an impressive performance at the prestigious Annual Multimedia Award 2016 by winning gold in the category Content Marketing/Publishing.

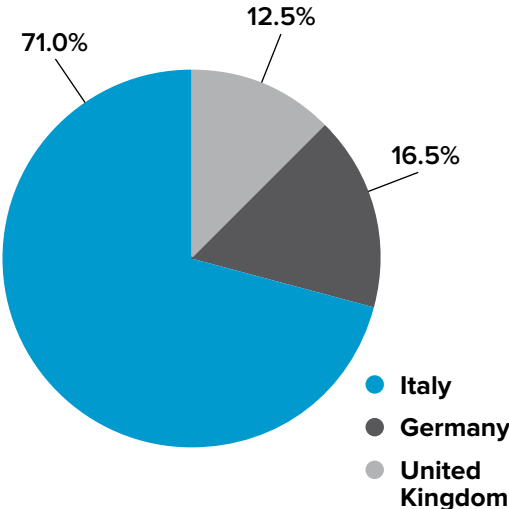
September 2015: Reply wins the "SAP and Google Glass Challenge" for its successful development of an enterprise wearable app.

February 2015: Business Reply and Technology Reply has been named "Cloud Partners of the Year" by Oracle.

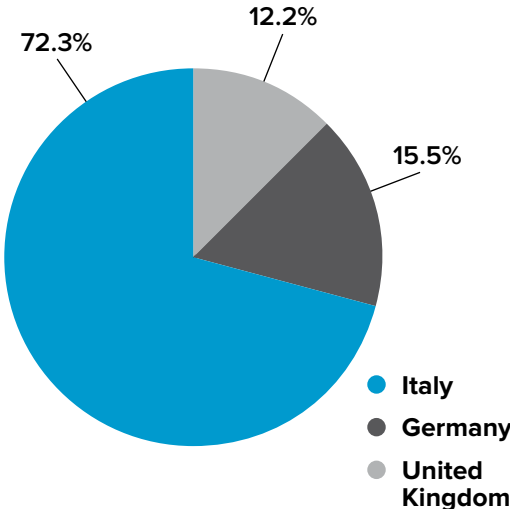
February 2015: Breed Reply, Reply's advanced incubator that funds and supports the development of Internet of Things (IoT) start-ups in Europe and the USA, announces that Term Sheets have been signed with two start-ups in the sectors of Smart Home and Energy: Cocoon and Greeniant.

REVENUE BY GEOGRAPHICAL AREA

2015



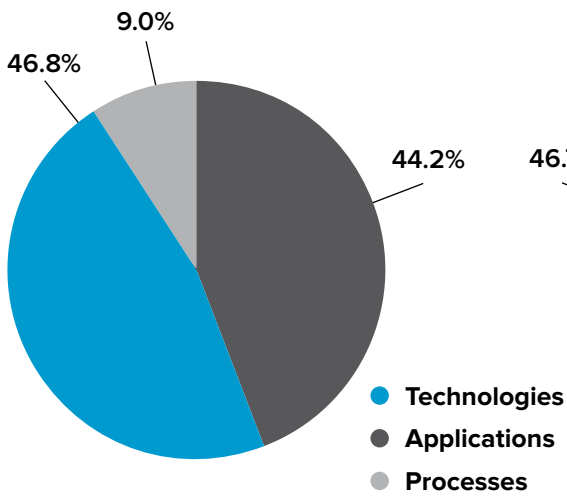
2014



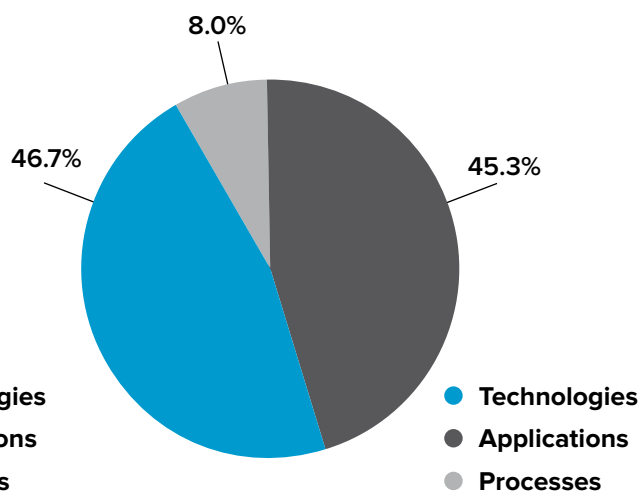
Annual Financial Report 2015

REVENUE BY BUSINESS LINES

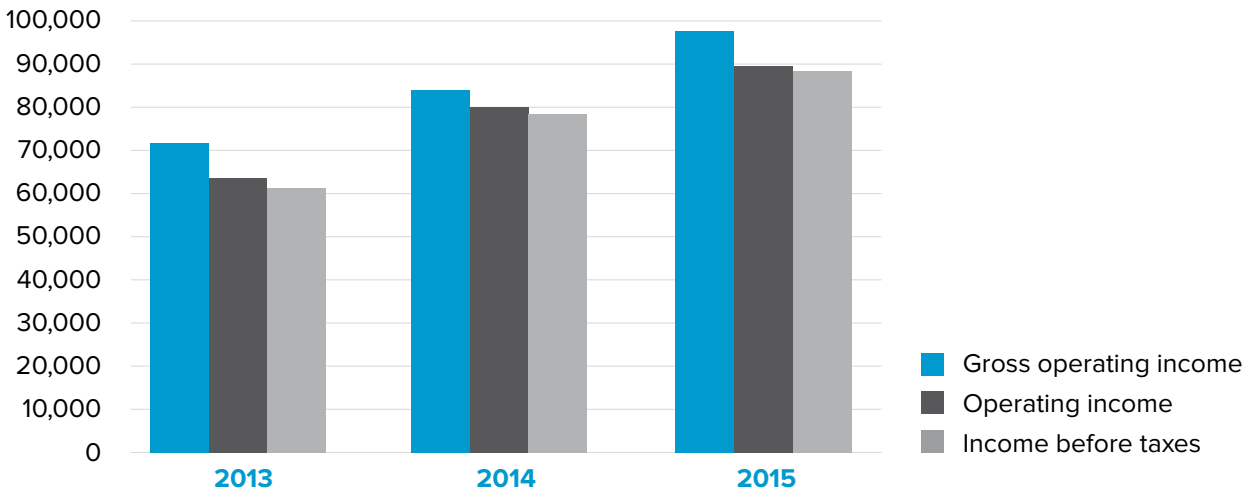
2015



2014



**TREND IN THE PRINCIPLE ECONOMIC INDICATORS
(THOUSAND EUROS)**



ANALYSIS OF THE FINANCIAL STRUCTURE

The Group's financial structure is set forth below as at 31 December 2015, compared to 31 December 2014:

(THOUSAND EUROS)	31/12/2015	%	31/12/2014	%	CHANGE
Current operating assets	401,151		353,927		47,225
Current operating liabilities	(238,585)		(219,586)		(19,000)
Working capital, net (A)	162,566		134,341		28,225
Noncurrent assets	191,259		170,351		20,908
Noncurrent liabilities	(85,932)		(68,161)		(17,771)
Fixed capital (B)	105,327		102,190		3,137
Invested capital, net (A+B)	267,893	100.0	236,531	100.0	31,362
Shareholders' equity (C)	296,079	110.5	252,843	106.9	43,235
NET FINANCIAL POSITION (A+B-C)	(28,186)	(10.5)	(16,313)	(6.9)	(11,874)

Net invested capital on 31 December 2015, amounting to 267,893 thousand Euros, was entirely funded by Shareholders' equity for 296,079 thousand Euros and by available overall funds of 28,186 thousand Euros.

The following table provides a breakdown of net working capital:

(THOUSAND EUROS)	31/12/2015	31/12/2014	CHANGE
Work in progress	57,929	40,801	17,128
Trade receivables	302,250	285,465	16,785
Other current assets	40,973	27,661	13,312
Current operating assets (A)	401,151	353,927	47,225
Trade payables	77,686	83,360	(5,674)
Other current liabilities	160,899	136,225	24,674
Current operating liabilities (B)	238,585	219,586	19,000
Working capital, net (A-B)	162,566	134,341	28,225
<i>% return on investments</i>	<i>23.0%</i>	<i>21.3 %</i>	

NET FINANCIAL POSITION AND CASH FLOWS STATEMENT

(THOUSAND EUROS)	31/12/2015	31/12/2014	CHANGE
Cash and cash equivalents, net	70,109	50,745	19,363
Current financial assets	2,289	2,245	45
Due to banks	(10,786)	(6,348)	(4,438)
Due to other providers of finance	(466)	(671)	205
Short-term financial position	61,147	45,972	15,175
Non current financial assets	908	1,371	(462)
Due to banks	(33,008)	(29,994)	(3,014)
Due to other providers of finance	(860)	(1,036)	175
M/L term financial position	(32,960)	(29,659)	(3,301)
Total net financial position	28,186	16,313	11,874

Change in the item cash and cash equivalents is summarized in the table below:

(THOUSAND EUROS)	31/12/2015
Cash flows from operating activities (A)	44,334
Cash flows from investment activities (B)	(25,328)
Cash flows from financial activities (C)	357
Change in cash and cash equivalents (D) = (A+B+C)	19,363
Cash and cash equivalents at beginning of period ⁽¹⁾	50,745
Cash and cash equivalents at year end ⁽¹⁾	70,109
Total change in cash and cash equivalents (D)	19,363

⁽¹⁾Liquid assets and cash equivalents net are net of current account overdrafts

The complete consolidated cash flow statement and the details of cash and other cash equivalents net are set forth below in the financial statements.

SIGNIFICANT OPERATIONS IN 2015

BREED REPLY

Reply launched in October 2014 Breed Reply a new Reply advanced incubator for funding, accelerating and supporting the growth and establishment of ideas and start-ups around IoT across Europe and the USA.

Breed Reply, based in London and with offices in Italy and Germany, offers three fundamental services: funding at "seed" and "early stage" level; considerable support with significant know how transfer of business, managerial and technological expertise; and thanks to Reply's ecosystem, medium-term involvement to establish start-ups in their market.

Breed Reply will offer the start-ups the opportunity to present their ideas and projects through IoT

Best in Breed, an initiative that aims to identify the most innovative ideas in IoT space.

Among the 150 plus applications received from all over the world through the initiative "IoT Best in Breed-2", Breed Reply has selected several startups for their highly innovative solutions, outstanding management and market potential:

- **Gymcraft** (www.gymcraft.es) is a sports-tech company, innovatively combining the mediums of fitness and gaming to build the sports virtual experience of the future. Gymcraft's fitness-games are experienced through 2d-monitor or in full immersion VR-goggles, while using any normal fitness machines. Gymcraft pushes the boundaries of virtual reality standards, providing users with a real-time, interactive, fitness experience, while performing their favorites sporting activities.
- **Xmetrics** (www.swim-xmetrics.com), a company that offers innovative devices for swimmers Xmetrics uses sensors, electronic components and software via mobile devices, to enhance the training sessions of professional and amateur swimmers, analyzing their main biometric parameters and their real time performance.
- **Cocoon** (<https://cocoon.life>) is a UK based start-up that has created a smart home security system that senses unusual activity throughout the house in real time, without the need for any additional sensors or professional installation. It avoids false alarms by learning what's normal for home, only sending alerts and high quality video straight to your smartphone via the mobile app. Cocoon received a London Design Award and has been listed in Forbes as one of the top new businesses to keep an eye on in 2015.

- **enModus** (www.enmodus.com) is a Smart Buildings technology company, enabling the monitoring, control and internet connectivity of any device that is mains powered. Wattwave is the enModus patented powerline technology that leverages the existing cabling infrastructure in a building, and offers a unique solution to the problem of long range, low cost, scalable communications in buildings. Together with an open Cloud based platform for remote management and monitoring, the end-to-end solution delivers cost savings, productivity gains and an enhanced building experience in the Smart Lighting Control (SLC) and Building Energy Management (BEM) sectors.
- **Inova Design** (www.inovadesign.co.uk) is a technology company, specializing in the design, development and commercialization of novel body sensing solutions to optimize performance and prevent illness. Their product offers the measurement of all vital physiological parameters along with motion monitoring in a single miniature ear-based device which is non-invasive and provides continuous real-time data wirelessly to the end user. Inova's patented technology has a host of applications including sport, healthcare and defense.

REPLY ON THE STOCK MARKET

2015 has been another outstanding year for Reply in the capital markets. On December 31, 2015 the Reply share stood at Euro 125.20, 107% up compared to Euro 60.90 at the end of 2014. With this development Reply was among the Top-5 performers of the Italian MidCap index. In parallel this share price development induced a remarkable improvement of the Reply valuation. Today the Reply share is traded at a premium compared to most of its relevant listed competitors. The macroeconomic climate was volatile enough in 2015. Topics like Greece, the refugee crisis, the impact of China growth rates on the European economies or the future policy of the European Central Bank had some transitory impact on the share price development of Reply. But shortly after these turbulences the story of Reply came again to the fore. The markets are facing a revolution: The digital transformation will affect every company and every person; it is changing the way how business is done and our daily lives. Reply is well positioned to seize the exciting opportunities deriving from this development. We invite our shareholders to continue to follow Reply. Like our customers you can benefit from Reply's ability to offer extremely innovative paradigms in terms of technology, processes and business models.

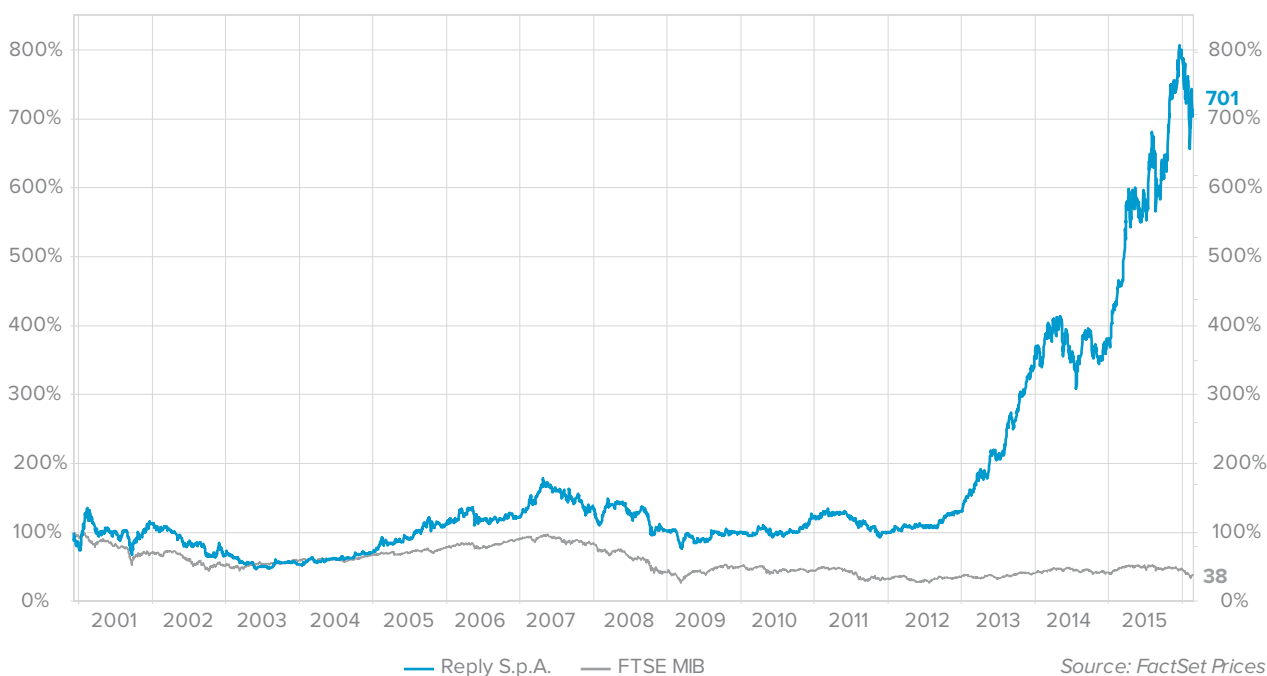
REPLY SHARE PERFORMANCE

Until Mid of March the Italian stock market and the Reply share price rose quite in parallel. Until mid of April we saw the first significant outperformance of the Reply share before entering a



phase of lateral development. Following the New York and Boston roadshow in June and the communication of the half-year results Reply entered another strong growth phase bringing the share price performance to +79%. It took until mid of October until the Reply share recovered from the market turbulences that resulted from worries about the situation of the Chinese economy. Finally the share entered an upward corridor that led to the year-high of Euro 129.2 on Dec. 17, 2015 and brought the market capitalization of Reply in excess of Euro 1 billion. With only some minor corrections Reply closed the financial year 2015 with a share price of Euro 125.90 and a market capitalization of Euro 1.2 billion.

During the year Reply outperformed the Italian MIB index by 94% and the STAR index by 67%. Significant outperformance is also to be noted when comparing with the listed Reply competitors.



Since the Reply IPO on December 6, 2000 the Italian main index MIB lost more than 60% of its starting value. In 2015 Reply added another 400% points to the share price performance. With 788% the share price nearly octuplicated since the IPO on an indexed base. A shareholder, who invested 100 Euro at that time, at the end of 2015 owned 788 Euro, not considering the dividends that were paid during those years.

CAPITAL MARKET POSITION

Reply once again reached new levels in the capital markets. Since Q3 2015 the market capitalization of Reply exceeded Euro 1 billion. The liquidity situation of the Reply share further improved 31% year-on-year in 2015. This development is the bottom line of the strong share price increase and a further reduction of the number of traded shares (-19% compared to 2014). Further progress was made in terms of valuation. We characterized 2014 with “closing the valuation gap” compared to relevant competitors in the IT services space. 2015 showed further growth in all important valuation ratios. In each ratio Reply is now traded at a premium compared to the median valuations of our peer group. Analysts consider this premium justified because of the long lasting superior profitability and growth story of Reply.

DIVIDEND

Internal financing is an important source for Reply to fund the investments in new startup companies and new technologies, considered relevant for the future offering portfolio. Nevertheless Reply shareholders participate in the positive, sustainable course of business. In 2015 Reply achieved earnings per share of Euro 6.07, an increase of 18% compared to 2014. Apart from the strong operational progress this development is also due to the substantial revision of the Italian corporate tax system which became effective in 2015. For the financial year 2015 the corporate bodies of Reply propose to the shareholders’ meeting to approve the payment of a dividend of EUR 1.00 (dividend 2014: Euro 0.85). Referred to the share price of Reply at the end of 2015 this means a dividend yield of 0.8%. Because of the very strong development of the share price the dividend yield is lower than last year’s 1.4%. Assuming the approval of the shareholders’ meeting Reply will pay to its shareholders a dividend total of Euro 9.3 million. In 2014 Euro 7.95 million were distributed.

The subsequent table gives an overview on the main parameters of the Reply share and their substantial developments during the last 5 years.

		2015	2014	2013	2012	2011
Share price						
Year-end	Euro	125.9	60.90	56.90	20.99	16.02
High for the year	Euro	129.2	67.90	56.90	21.00	21.49
Low for the year	Euro	58.45	47.70	20.92	15.89	14.86
Trading						
Number of shares traded (year)	# thousand	2,862.0	3,586.0	3,705.0	1,497.3	1,403.1
Number of shares traded (day)	# thousand	11.0	13.8	14.7	5.9	5.5
Trading volume (year)	Euro million	279.5	212.7	123.9	27.3	26.6
Trading volume (day)	Euro million	1.083	0.844	0.492	0.108	0.104
Capital structure						
Number of shares	# thousand	9,352.9	9,352.9	9,307.9	9,222.9	9,222.9
Share capital	Euro million	4.864	4.863	4.840	4.796	4.796
Free Float	%	42.0	43.1	42.1	41.8	42.3
Market capitalization	Euro million	1,177.5	569.6	529.6	193.6	147.8
Allocation of net income						
Earnings per share	Euro	6.07	5.12	3.7	2.94	2.62
Dividend ¹⁾	Euro	1.00	0.85	0.70	0.57	0.50
Dividend payment	Euro million	9.352	7.950	6.515	5.257	4.611
Dividend yield ²⁾	%	0.8%	1.4%	1.2%	2.7%	3.1%

¹⁾ Amount proposed for shareholder approval for 2015

²⁾ Related to year-end closing price

THE SHAREHOLDER BASE

Based on the last information on the Reply shareholders' register (September 2015) the free float of the share amounted to 42.0%. 58% of the Reply shares are owned by the founders of Reply. Institutional shareholders further increased their holdings to 33.3%. Accordingly the shares in the hands of retail shareholders stood at 8.7%.

The retail shareholders base of Reply is by far dominated by Italian (60%) and German (19%) shareholders. Significant movements were observed in the institutional shareholders base.

American investors with 29% of all institutional shareholdings now are on top of the list, followed by German (21%), British (15%) and French (13%) investors. Interestingly Italian funds own only 6% in Reply.

ANALYSTS

Unchanged 4 analysts from Italy and Germany are covering the Reply share. Reflecting the share price development ratings were set to “outperform” or “neutral” rating. During the Equity Forum in Frankfurt Reply got in touch with a German capital markets magazine who recommended buying Reply. The target price was set to Euro 140. All Reply analysts on average currently see a target price of Euro 121.

DIALOG WITH THE CAPITAL MARKETS

In 2015 Reply further increased its activities with the capital markets to keep shareholders informed. During 15 conferences and 4 road shows Reply actively explained its equity story. Special emphasis was laid on the opening of the US markets where Reply in 2015 conducted a road show in New York and Boston, followed by a New York investor conference with very positive feedback. As well the activities with French investors were further expanded. The effects on the institutional shareholders base are clearly visible now. With Barcelona and Lyon Reply opened 2 other important locations for its IR conference program.

In terms of the number of brokers, Reply is working with, 2015 saw some focalization. 7 brokers are now closely working with Reply on investor targeting and communicating the value of the Reply story for shareholders.

THE PARENT COMPANY REPLY S.P.A.

INTRODUCTION

The tables presented and disclosed below were prepared on the basis of the financial statements as at 31 December 2015 to which reference should be made, prepared in accordance with the International Financial Reporting Standards (“IFRS”) issued by the International Accounting Standards Board (“IASB”) and endorsed by the European Union, as well as with the regulations implementing Article 9 of Legislative Decree No. 38/2005.

RECLASSIFIED INCOME STATEMENT

The Parent Company Reply S.p.A. mainly carries out the operational co-ordination and the technical and quality management services for the Group companies as well as the administration, finance and marketing activities. As at 31 December 2015 the Parent Company had 87 employees (96 employees in 2014). Reply S.p.A. also carries out commercial fronting activities for some major customers, whereas delivery is carried out by the operational companies. The economic results achieved by the Company are therefore not representative of the Group’s overall economic trend and the performances of the markets in which it operates. Such activity is instead reflected in the item Revenue from fronting operations of the Income Statement set forth below. The Parent Company’s income statement is summarized as follows:

(THOUSAND EUROS)	2015	2014	CHANGE
Revenues from operating activities	52,095	45,694	6,401
Income from fronting activities	280,938	252,614	28,324
Purchases, services and other expenses	(313,490)	(281,822)	(31,668)
Personnel and related expenses	(17,994)	(17,703)	(291)
Other unusual operating (expenses)/income	(3,750)	(2,989)	(761)
Amortization, depreciation and write-downs	(472)	(672)	200
Operating income	(2,674)	(4,878)	2,204
Financial income/(expenses)	3,407	2,526	881
Gain on equity investments	39,577	34,951	4,626
Loss on equity investments	(1,640)	(7,460)	5,820
Income before taxes	38,671	25,140	13,531
Income taxes	(1,757)	(1,209)	(548)
NET INCOME	36,914	23,932	12,983

Revenues from operating activities mainly refer to charges for:

- royalties on the Reply trademark for 19,541 thousand Euros (14,752 thousand Euros in the financial year 2014);
- shared service activities in favor of its subsidiaries for 23,606 thousand Euros (22,571 thousand Euros in the financial year 2014);
- management services for 7,806 thousand Euros (7,605 thousand Euros in the financial year 2014).

Operating income 2015 marked a negative result of 2,674 thousand Euros after having deducted amortization expenses of 472 thousand Euros (of which 151 thousand Euros referred to intangible assets and 321 thousand Euros to tangible assets). Financial income/(expenses) amounted to 3,407 thousand Euros, and included interest income for 3,187 thousand Euros and interest expenses for 1,102 thousand Euros mainly relating to financing for the M&A operations. Such result also includes net positive exchange rate differences amounting to 1,316 thousand Euros. Income from equity investments which amounted to 39,577 thousand Euros refers to dividends received from subsidiary companies in 2015. Losses on equity investments refer to write-downs and losses reported in the year by some subsidiary companies that were considered to be unrecoverable. Net income for the year ended 2015, amounted to 36,914 thousand Euros after income taxes of 1,757 thousand Euros.

FINANCIAL STRUCTURE

Reply S.p.A.'s financial structure as at 31 December 2015, compared to that as at 31 December 2014, is provided below:

(THOUSAND EUROS)	31/12/2015	31/12/2014	CHANGE
Tangible assets	765	1,095	(330)
Intangible assets	1,586	953	632
Equity investments	133,596	130,081	3,514
Other fixed assets	1,235	1,522	(287)
Non financial liabilities - L/T	(13,388)	(8,956)	(4,433)
Fixed capital	123,793	124,696	(904)
Net working capital	22,144	4,572	17,573
INVESTED CAPITAL	145,937	129,268	16,669
Shareholders' equity	192,907	163,936	28,971
Net financial position	(46,970)	(34,668)	(12,302)
TOTAL SOURCES	145,937	129,268	16,669

The net invested capital on 31 December 2015, amounting to 145,937 thousand Euros, was entirely funded by Shareholders' equity in the amount of 192,907 thousand Euros and available overall funds of 46,970 thousand Euros.

Changes in balance sheet items are fully analyzed and detailed in the explanatory notes to the financial statements.

NET FINANCIAL POSITION

The Parent Company's net financial position as at 31 December 2015, compared to 31 December 2014, is detailed as follows:

(THOUSAND EUROS)	31/12/2015	31/12/2014	CHANGE
Cash and cash equivalents, net	20,557	4,193	16,364
Financial loans to subsidiaries	57,779	49,849	7,929
Receivables from factor	744	960	(216)
Due to banks	(10,475)	(6,285)	(4,190)
Due to subsidiaries	(41,141)	(26,868)	14,273
Net financial position short term	27,463	21,849	5,615
Long term financial assets	52,112	42,487	9,625
Due to banks	(32,606)	(29,668)	(2,938)
Net financial position long term	19,506	12,819	6,688
Total net financial position	46,970	34,668	12,302

Change in the net financial position is analyzed and illustrated in the explanatory notes to the financial position.

RECONCILIATION OF EQUITY AND PROFIT FOR THE YEAR OF THE PARENT COMPANY

In accordance with Consob Communication no. DEM/6064293 dated 28 July 2006, Shareholders' equity and the Parent Company's result are reconciled below with the related consolidated amounts.

(THOUSAND EUROS)	31/12/2015		31/12/2014	
	NET EQUITY	NET RESULT	NET EQUITY	NET RESULT
Reply S.p.A.'s separate financial statements	192,907	36,914	163,936	23,932
Results of the subsidiary companies	161,236	68,655	143,235	53,955
Carrying value of investments in consolidated companies	(52,791)	-	(50,107)	-
Elimination of dividends from subsidiary companies	-	(39,629)	-	(37,698)
Adjustments to accounting principles and elimination of unrealized intercompany gains and losses, net of related tax effect	(4,623)	(8,512)	(4,222)	8,432
Non-controlling interests	(653)	(680)	(936)	(712)
Net Group consolidated financial statement	296,079	56,748	251,908	47,910

CORPORATE GOVERNANCE

The Corporate Governance system adopted by Reply adheres to the Corporate Governance Code for Italian Listed Companies issued by Borsa Italiana S.p.A. in March 2006, which was updated in July 2015, with the additions and amendments related to the specific characteristics of the Group.

In compliance with regulatory obligations the annually drafted “Report on Corporate Governance and Ownership Structures” contains a general description of the corporate governance system adopted by the Group, reporting information on ownership structures and compliance with the Code of Conduct, including the main governance practices applied and the characteristics of the risk management and internal control system also with respect to the financial reporting process.

The aforementioned Report is available on the Corporate Governance section of the website www.reply.eu. - Investors – Corporate Governance.

The Corporate Governance Code is available on the website of Borsa Italiana S.p.A. www.borsaitaliana.it.

The Board of Directors, on an annual basis and at the proposal of the Remuneration Committee, establishes a Remuneration Policy which incorporates the recommendations of the Corporate Governance Code and regulations issued by Consob. In accordance with law, the Remuneration Policy forms the first part of the Report on Remuneration and will be submitted to the review of the Shareholders’ Meeting called to approve the 2015 financial statements.

OTHER INFORMATION

RESEARCH AND DEVELOPMENT ACTIVITIES

Reply offers high technology services and solutions in a market where innovation is of primary importance.

Reply considers research and continuous innovation a fundamental asset in supporting clients with the adoption of new technology.

Reply dedicates resources to Research and Development activities and concentrates development and evolution of its own platforms:

- Click Reply™
- Definio Reply™
- Discovery Reply™
- Hi Reply™
- Sideup Reply™
- Starbytes™
- TamTamy™

Reply has important partnerships with major global vendors so as to offer the most suitable solutions to different company needs. Specifically, Reply boasts the highest level of certification amongst the technology leaders in the Enterprise sector, among which:

- Microsoft
- Oracle
- SAP
- Amazon
- Google
- Hybris
- Salesforce

Research and development activities are fully described in the corporate information of “Reply Living Network”.

HUMAN RESOURCES

Human resources constitute a primary asset for Reply which bases its strategy on the quality of products and services and places continuous attention on the growth of personnel and in-depth examination of professional necessities with consequent definitions of needs and training courses.

The Reply Group is comprised of professionals originating from the best universities and polytechnics. The Group intends to continue investing in human resources by bonding special relations and collaboration with major universities with the scope of attracting highly qualified personnel.

The people who work at Reply are characterized by enthusiasm, expertise, methodology, team spirit, initiative, the capability of understanding the context they work in and of clearly communicating the solutions proposed. The capability of imagining, experimenting and studying new solutions enables more rapid and efficient innovation.

The group intends to maintain these distinctive features by increasing investments in training and collaboration with universities.

At the end of 2015 the Group had 5,245 employees compared to 4,689 in 2014. During the year 1,264 were employed, 709 left the Group and 26 new entries owe to change in consolidation.

SECURITY PLANNING DOCUMENT

As part of the requirements of Legislative Decree 196/03, the Italian “Data Protection Act”, several activities to evaluate the system of data protection for information held by Group companies subject to this law, including specific audits, were performed. These activities confirmed that legislative requirements relating to the protection of personal data processed by Group companies had been substantially complied with, including preparation of the Security Planning Document.

TRANSACTIONS WITH RELATED PARTIES AND GROUP COMPANIES

During the period, there were no transactions with related parties, including intergroup transactions, which qualified as unusual or atypical. Any related party transactions formed part of the normal business activities of companies in the Group. Such transactions are concluded at standard market terms for the nature of goods and/or services offered.

The company in the notes to the financial statements and consolidated financial statements provides the information required pursuant to Art. 154-ter of the TUF [Consolidated Financial Act] as indicated by Consob Reg. no. 17221 of 12 March 2010, indicating that there were no significant transactions concluded during the period.

Information on transactions with related parties as per Consob communication of 28 July 2006 is disclosed at the Note to the consolidated financial statements and Notes to the financial statements.

TREASURY SHARES

At the balance sheet date, the Parent Company holds 1,007 treasury shares amounting to 24,502 Euros, nominal value equal to 524 Euros; at the balance sheet item net equity, the company has posted an unavailable reserve for the same amount.

At the balance sheet date the Company does not hold shares of other holding companies.

FINANCIAL INSTRUMENTS

In relation to the use of financial instruments, the company has adopted a policy for risk management through the use of financial derivatives, with the scope of reducing the exposure to interest rate risks on financial loans.

Such financial instruments are considered as hedging instruments as they can be traced to the object being hedged (in terms of amount and expiry date).

In the notes to the financial statements more detail is provided to the above operations.

EVENTS SUBSEQUENT TO 31 DECEMBER 2015

No significant events have occurred since year ended December 31, 2015.

OUTLOOK ON OPERATIONS

2015 was a very successful year for Reply that has managed to succeed in an increasingly selective market and exposed to new forms of competition.

Reply is now a leader not only on technology but also on the major digital transformation processes that companies are introducing in order to compete in increasingly global markets, characterized by continuous interactions between the physical and the virtual world.

A transformation enabled by cloud, data, digital services and Internet of things: the new paradigms on which the entire world economy is shifting and that, in fact, are becoming the key enablers of each sector. From automotive to banking, from telecommunications to media, from manufacturing to healthcare, from communication to logistics, the "digital transformation" is revolutionizing processes, business models, products and services.

This new scenario is to Reply a huge growth opportunity that has one "skill set", which extends from digital creativity, the domain of the top "stack" technology; from strategic consulting to the design of architectures; from risk management to IT security.

Reply is now well positioned in the market, esteemed and appreciated by leading worldwide groups; but the context in which it operates is in continuous and profound change and therefore it is crucial not to stand still, but to grasp and interpret, almost daily, the evolution and expansion of technology.

Reply must continue to invest in new skills, challenging on a daily basis the results achieved so far, the quality of its work and commitment to be a group.

MOTION FOR THE APPROVAL OF THE FINANCIAL STATEMENT AND ALLOCATION OF THE RESULT FOR THE FINANCIAL YEAR

The financial statements at year end 2015 of Reply S.p.A. prepared in accordance with International Financial Reporting Standards (IFRS), recorded a net income amounting to 36,914,414 Euros and net shareholders' equity on 31 December 2015 amounted to 192,906,713 Euros thus formed:

(EUROS)	31/12/2015
Share Capital	4,863,486
Share premium reserve	23,302,692
Legal reserve	972,697
Reserve for treasury shares on hand	24,502
Other reserves	126,828,922
Total share capital and reserves	155,992,299
Net income	36,914,414
Total	192,906,713

The Board of Directors in submitting to the Shareholders the approval of the financial statements (Separate Statements) as at 31 December 2015 showing a net result of 36,914,414 Euros, proposes that the shareholders resolve:

- to approve the financial statement (Separate Statements) of Reply S.p.A. which records net profit for the financial year of 36,914,414 Euros;
- to approve the motion to allocate the net result of 36,914,414 as follows:
 - › a unit dividend to shareholders amounting to 1.00 Euros for each ordinary share with a right, therefore excluding treasury shares, with payment date fixed on 11 May 2016, coupon cutoff date 9 May 2016 and record date, determined in accordance with Article 83-terdecies of Legislative Decree no. 58/1998 set on 10 May 2016;
 - › approving the proposal of attribution to Directors entrusted with operative positions as regards a shareholding in the profits of the Parent Company in accordance with Article 22 of the articles of association, to be established for an overall amount of 2,400,000.00

Euros, corresponding to around 2.4% of the consolidated gross operative margin 2015, (before allocation of the shareholding in profits for Directors invested with operative positions) calculated at 101,136 thousand Euros, which will be paid taking into account the related reserve funds in the financial statement in compliance with that foreseen in the main IAS/FRS international accounts, ratifying as the related allocation in the statement requires.

Turin, 15 March 2016

For the Board of Directors

The Chairman

Mario Rizzante

**CONSOLIDATED
FINANCIAL
STATEMENTS AS AT
31 DECEMBER 2015**

CONSOLIDATED INCOME STATEMENT (*)

(THOUSAND EUROS)	NOTE	2015	2014
Revenues	5	705,601	632,184
Other income		15,643	16,805
Purchases	6	(14,049)	(12,227)
Personnel	7	(349,721)	(308,452)
Services and other costs	8	(256,138)	(239,220)
Amortization, depreciation and write-downs	9	(9,371)	(8,021)
Other unusual (cost)/income	10	(1,408)	(407)
Operating income		90,558	80,663
(Loss)/gain on investments	11	440	-
Financial income/(expenses)	12	(2,067)	(1,396)
Income before taxes		88,930	79,267
Income taxes	13	(31,502)	(30,646)
Net income		57,428	48,621
Non-controlling interest		(680)	(712)
Group net result		56,748	47,909
<i>Earnings per share</i>	14	6.07	5.12
<i>Diluted earnings per share</i>	14	6.07	5.12

(*) Pursuant to Consob Regulation No. 15519 of 27 July 2006, the effects of related-party transactions on the consolidated statement of income are reported in the Annexed tables herein and fully described in Note 35.

CONSOLIDATED STATEMENT OF COMPREHENSIVE INCOME

(THOUSAND EUROS)	NOTE	31/12/2015	31/12/2014
Profit of the period (A)		57,428	48,621
Other comprehensive income that will not be reclassified subsequently to profit or loss:			
Actuarial gains/(losses) from employee benefit plans		567	(2,349)
Total Other comprehensive income that will not be reclassified subsequently to profit or loss, net of tax (B1):		567	(2,349)
Other comprehensive income that may be reclassified subsequently to profit or loss:			
Gains/(losses) on cash flow hedges		894	339
Total Other comprehensive income that may be reclassified subsequently to profit or loss, net of tax (B2):		898	459
Total other comprehensive income, net of tax (B) = (B1) + (B2):	25	1,465	(1,890)
Total comprehensive income (A)+(B)		58,894	46,731
Total comprehensive income attributable to:			
Owners of the parent		58,213	46,019
Non-controlling interests		680	712

CONSOLIDATED STATEMENT OF FINANCIAL POSITION (*)

(THOUSAND EUROS)	NOTE	31/12/2015	31/12/2014
Tangible assets	15	17,022	14,976
Goodwill	16	133,376	126,763
Other intangible assets	17	9,696	6,549
Equity investments available for sale	18	9,105	3,911
Other financial assets	19	5,629	4,471
Deferred tax assets	20	17,339	15,052
Noncurrent assets		192,167	171,722
Inventories	21	57,929	40,801
Trade receivables	22	302,250	285,465
Other receivables and current assets	23	40,973	27,661
Financial assets	19	2,289	2,245
Cash and cash equivalents	24	105,137	88,819
Current assets		508,577	444,990
TOTAL ASSETS		700,745	616,712
Share Capital		4,863	4,863
Other reserves		233,814	199,135
Net result of the period		56,748	47,909
Group shareholders' equity	25	295,425	251,908
Non-controlling interest		653	936
NET EQUITY		296,079	252,843
Due to minority shareholders	26	19,746	13,306
Financial liabilities	27	33,869	31,030
Employee benefits	28	25,866	24,454
Deferred tax liabilities	29	21,471	15,630
Provisions	30	18,849	14,772
Non-current liabilities		119,801	99,191
Financial liabilities	27	46,280	45,092
Trade payables	31	77,686	83,360
Other current liabilities	32	160,640	135,202
Provisions	30	260	1,024
Current liabilities		284,865	264,678
TOTAL LIABILITIES		404,666	363,869
TOTAL LIABILITIES AND SHAREHOLDERS' EQUITY		700,745	616,712

^(*) Pursuant to Consob Regulation No. 15519 of 27 July 2006, the effects of related-party transactions on the Statement of Financial Position are reported in the annexed Tables and further described in Note 35.

CONSOLIDATED STATEMENT OF CHANGES IN EQUITY

(THOUSAND EUROS)	SHARE CAPITAL	TREASURY SHARES	CAPITAL RESERVES	EARNING RESERVES	CASH FLOW HEDGE RESERVE	TRANSLATION RESERVE	RESERVE FOR ACTUARIAL GAINS/(LOSSES)	NON-CONTROLLING INTERESTS	TOTAL
On 1 January 2014	4,840	(9)	51,899	155,849	(124)	313	(960)	799	212,607
Share capital increase	23	-	937	-	-	-	-	-	960
Dividends distributed	-	-	-	(6,546)	-	-	-	(694)	(7,240)
Total profit (loss)	-	-	-	47,909	120	339	(2,349)	712	46,731
Other changes	-	-	-	(333)	-	-	-	119	(214)
Balance at 31 December 2014	4,863	(9)	52,836	196,878	(4)	652	(3,309)	936	252,843

(THOUSAND EUROS)	SHARE CAPITAL	TREASURY SHARES	CAPITAL RESERVES	EARNING RESERVES	CASH FLOW HEDGE RESERVE	TRANSLATION RESERVE	RESERVE FOR ACTUARIAL GAINS/(LOSSES)	NON-CONTROLLING INTERESTS	TOTAL
On 1 January 2015	4,863	(9)	52,836	196,878	(4)	652	(3,309)	936	252,843
Dividends distributed	-	-	-	(7,950)	-	-	-	(1,012)	(8,962)
Change in treasury shares	-	(15)	20,000	(20,000)	-	-	-	-	(15)
Total profit (loss)	-	-	-	56,748	4	894	567	680	58,894
Other changes	-	-	-	(6,730)	-	-	-	49	(6,681)
Balance at 31 December 2015	4,863	(25)	72,836	218,946	-	1,546	(2,742)	653	296,079

CONSOLIDATED STATEMENT OF CASH FLOWS

(THOUSAND EUROS)	2015	2014
Group net income	56,748	47,909
Income taxes	31,502	30,646
Amortization and depreciation	9,371	8,021
Other non-monetary expenses/(income)	(2,604)	(6,201)
Change in inventories	(17,128)	(18,891)
Change in trade receivables	(16,785)	(14,298)
Change in trade payables	(5,674)	15,237
Change in other assets and liabilities	20,545	15,306
Income tax paid	(30,646)	(26,653)
Interest paid	(1,372)	(1,843)
Interest collected	377	346
Net cash flows from operating activities (A)	44,334	49,578
Payments for tangible and intangible assets	(14,564)	(9,630)
Payments for financial assets	(1,202)	(5,318)
Payments for the acquisition of subsidiaries net of cash acquired	(9,561)	(16,984)
Net cash flows from investment activities (B)	(25,328)	(31,933)
Shares issued	-	960
Dividends paid	(8,962)	(7,240)
In payments from loans	28,615	15,348
Repayment of loans	(21,543)	(13,437)
Other changes	2,247	(1,392)
Net cash flows from financing activities (C)	357	(5,761)
Net cash flows (D) = (A+B+C)	19,363	11,884
Cash and cash equivalents at the beginning of period	50,745	38,861
Cash and cash equivalents at period end	70,109	50,745
Total change in cash and cash equivalents (D)	19,363	11,884

DETAIL OF CASH AND CASH EQUIVALENTS

(THOUSAND EUROS)	2015	2014
Cash and cash equivalents at beginning of period:	50,745	38,861
Cash and cash equivalents	88,819	66,145
Bank overdrafts	(38,073)	(27,284)
Cash and cash equivalents at period end:	70,109	50,745
Cash and cash equivalents	105,137	88,819
Bank overdrafts	(35,028)	(38,073)

NOTES TO THE FINANCIAL STATEMENTS

GENERAL INFORMATION	NOTE 1	General information
	NOTE 2	Accounting principles and basis of consolidation
	NOTE 3	Risk management
	NOTE 4	Consolidation
INCOME STATEMENT	NOTE 5	Revenue
	NOTE 6	Purchases
	NOTE 7	Personnel
	NOTE 8	Services and other costs
	NOTE 9	Amortization, depreciation and write-downs
	NOTE 10	Other unusual operating income/(expenses)
	NOTE 11	(Loss)/gain on investments
	NOTE 12	Financial income/(expenses)
	NOTE 13	Income taxes
	NOTE 14	Earnings per share
STATEMENT OF FINANCIAL POSITION - ASSETS	NOTE 15	Tangible assets
	NOTE 16	Goodwill
	NOTE 17	Other intangible assets
	NOTE 18	Equity Investments
	NOTE 19	Financial assets
	NOTE 20	Deferred tax assets
	NOTE 21	Work-in-progress
	NOTE 22	Trade receivables
	NOTE 23	Other receivables and current assets
	NOTE 24	Cash and cash equivalents
STATEMENT OF FINANCIAL POSITION - LIABILITIES AND EQUITY	NOTE 25	Shareholders' equity
	NOTE 26	Payables to minority shareholders and Earn-out
	NOTE 27	Financial liabilities
	NOTE 28	Employee benefits
	NOTE 29	Deferred tax liabilities
	NOTE 30	Provisions
	NOTE 31	Trade payables
	NOTE 32	Other current liabilities
OTHER INFORMATION	NOTE 33	Segment Reporting
	NOTE 34	Additional disclosures to financial instruments and risk management policies
	NOTE 35	Transactions with related parties
	NOTE 36	Emoluments to Directors, Statutory Auditors and Directors with Key responsibilities
	NOTE 37	Guarantees, commitments and contingent liabilities
	NOTE 38	Events subsequent to 31 December 2015
	NOTE 39	Approval of the Consolidated financial statements and authorization to publish

NOTE 1 - GENERAL INFORMATION

Reply [MTA, STAR: REY] specializes in the implementation of solutions based on new communication channels and digital media. Reply, consisting of a network of specialist companies, supports important European industries belonging to the Telco & Media, Manufacturing & Retail, Bank & Insurances and Public Administration segments, in defining and developing new business models utilizing Big Data, Cloud Computing, CRM, Mobile, Social Media and Internet of Things paradigms. Reply offers consultancy, system integration and application management and business process outsourcing (www.reply.eu).

NOTE 2 - ACCOUNTING PRINCIPLES AND BASIS OF CONSOLIDATION

COMPLIANCE WITH INTERNATIONAL ACCOUNTING PRINCIPLES

The consolidated financial statements have been prepared in accordance with International Financial Reporting Standards (IFRS) issued by the International Accounting Standards Board and endorsed by the European Union. The designation “IFRS” also includes all valid International Accounting Standards (“IAS”), as well as all interpretations of the International Financial Reporting Interpretations Committee (“IFRIC”), formerly the Standing Interpretations Committee (“SIC”). Following the coming into force of European Regulation No. 1606 of July 2002, starting from 1 January, 2005, the Reply Group adopted International Financial Reporting Standards (IFRS).

The consolidated financial statements have been prepared in accordance with Consob regulations regarding the format of financial statements, in application of Art. 9 of Legislative Decree 38/2005 and other CONSOB regulations and instructions concerning financial statements.

GENERAL PRINCIPLES

The consolidated financial statement is prepared on the basis of the historic cost principle, modified as requested for the appraisal of some financial instruments for which the fair value criterion is adopted in accordance with IAS 39.

The consolidated financial statements have been prepared on the going concern assumption. In this respect, despite operating in a difficult economic and financial environment, the Group’s

assessment is that no material uncertainties (as defined in paragraph 25 of IAS 1) exist with regards its ability to continue as a going concern.

These consolidated financial statements are expressed in thousands of Euros and are compared to the consolidated financial statements of the previous year prepared in accordance with the same principles.

Further indication related to the format of the financial statements respect to IAS 1 is disclosed here within as well as information related to significant accounting principles and evaluation criteria used in the preparation of the following consolidated report.

FINANCIAL STATEMENTS

The consolidated financial statements include, statement of income, statement of comprehensive income, statement of financial position, statement of changes in shareholders' equity, statement of cash flows and the explanatory notes.

The income statement format adopted by the Group classifies costs according to their nature, which is deemed to properly represent the Group's business.

The Statement of financial position is prepared according to the distinction between current and non-current assets and liabilities. The statement of cash flows is presented using the indirect method. The most significant items are disclosed in a specific note in which details related to the composition and changes compared to the previous year are provided.

It should be noted that in order to comply with the indications contained in Consob Resolution no. 15519 of 27 July 2006 "as to the format of the financial statements", additional statements: income statement and statement of financial position have been added showing the amounts of related party transactions.

BASIS OF CONSOLIDATION

SUBSIDIARIES

The financial statements of subsidiaries are included in the consolidated financial statements as at 31 December of each year. Control exists when the Group has the power to govern the financial and operating policies of an enterprise so as to obtain benefits from its activities.

The results of subsidiaries acquired or disposed of during the year are included in the consolidated income statement from the effective date of acquisition or up to the effective date of disposal, as appropriate.

Where necessary, adjustments are made to the financial statements of subsidiaries to bring the accounting principles used into line with those used by other members of the Group.

All significant intercompany transactions and balances between group companies are eliminated on consolidation.

Non-controlling interest is stated separately with respect to the Group's net equity. Such Non controlling interest is determined according to the percentage of the shares held of the fair values of the identifiable assets and liabilities of the company at the date of acquisition and post-acquisition adjustments. According to IAS 27, overall loss (including the profit/(loss) for the year) is attributed to the owners of the Parent and minority interest also when net equity attributable to minority interests has a negative balance.

Difference arising from translation of equity at historical exchange rates and year end exchange rates are recorded at an appropriate reserve of the consolidated shareholders' equity.

BUSINESS COMBINATIONS

Acquisition of subsidiary companies is recognized according to the purchase method of accounting. The acquisition cost is determined by the sum of the fair value, at the trading date, of all the assets transferred, liabilities settled and the financial instruments issued by the group in exchange of control of the acquired company. In addition, any cost directly attributable to the acquisition.

The identifiable assets, liabilities and contingent liabilities of the company acquired that respect the conditions to be recognized according with IFRS 3 are stated at their fair value at the date of acquisition with the exception of those noncurrent assets (or groups in discontinued operations) that are held for sale in accordance with IFRS 5, which are recognized and measured at fair value less selling costs.

The positive difference between the acquisition costs and Group interest of the reported assets and liabilities is recorded as goodwill and classified as an intangible asset having an indefinite life.

Minority interest in the company acquired is initially measured to the extent of their shares in the fair value of the assets, liabilities and contingent liabilities recognized.

The accounting of the put and call options on the minority shareholdings of the subsidiary company are recorded according to IAS 32, taking into account therefore, depending on the case, the existence and the determinability of the consideration to the minority shareholders if the option was exercised.

INVESTMENTS IN ASSOCIATE COMPANIES

An associate is a company over which the Group is in a position to exercise significant influence, but not control, through the participation in the financial and operating policy decisions of the investee.

The results and assets and liabilities of associates are incorporated in the consolidated financial statements using the equity method of accounting, with the exception of investments held for future disposal.

Where a group company transacts with an associate of the Group, unrealized profits and losses are eliminated to the extent of the Group's interest in the relevant associate, except to the extent that unrealized losses provide evidence of an impairment of the asset transferred.

With regard to investments in associated companies held, either directly or indirectly through venture capital or similar entities, in order to realize capital gains, these are carried at fair value. This treatment is permitted by IAS 28 "Investments in Associates" which requires that these investments are excluded from its scope and are designated, from the time of initial recognition, at fair value through profit or loss and accounted for in accordance with IAS 39 "Financial instruments: recognition and measurement", and any change therein is recognized in profit (loss) in the period in which they occurred.

TRANSACTIONS ELIMINATED ON CONSOLIDATION

All significant intercompany balances and transactions and any unrealized gains and losses arising from intercompany transactions are eliminated in preparing the consolidated financial statements. Unrealized gains and losses arising from transactions with associates and jointly controlled entities are eliminated to the extent of the company's interest in those entities.

FOREIGN CURRENCY TRANSACTIONS

Transactions in foreign currencies are recorded at the foreign exchange rate prevailing at the date of the transaction. Monetary assets and liabilities denominated in foreign currencies at the balance sheet date are translated at the exchange rate prevailing at that date. Exchange differences arising on the settlement of monetary items or on reporting monetary items at rates different from those at which they were initially recorded during the period or in previous financial statements, are recognized in the income statement.

CONSOLIDATION OF FOREIGN ENTITIES

All assets and liabilities of foreign consolidated companies with a functional currency other than the Euro are translated using the exchange rates in effect at the balance sheet date.

Income and expenses are translated at the average exchange rate for the period. Translation differences resulting from the application of this method are classified as equity until the disposal of the investment. Average rates of exchange are used to translate the cash flows of foreign subsidiaries in preparing the consolidated statement of cash flows. Goodwill and fair value adjustments arising on the acquisition of a foreign entity are recorded in the relevant functional currency of the foreign entity and are translated using the period end exchange rate. In the context of IFRS First-time Adoption, the cumulative translation difference arising from the consolidation of foreign operations was set at nil, as permitted by IFRS 1; gains or losses on subsequent disposal of any foreign operation only include accumulated translation differences arising after 1 January 2004.

The following table summarizes the exchange rates used in translating the 2015 and 2014 financial statements of the foreign companies included in consolidation:

	AVERAGE 2015	ON 31 DECEMBER 2015	AVERAGE 2014	ON 31 DECEMBER 2014
GBP	0.726002	0.73395	0.806429	0.7789
CHF	1.067635	1.0835	1.214631	1.2024
Real	3.691603	4.3117	3.122768	3.2207
Ron Rumenian Leu	4.445215	4.5240	-	-
US Dollar	1.109625	1.0887	1.328842	1.2141
Polish Zloty	4.182785	4.2639	4.184467	4.2732

TANGIBLE ASSETS

Tangible fixed assets are stated at cost, net of accumulated depreciation and impairment losses.

Goods made up of components, of significant value, that have different useful lives are considered separately when determining depreciation.

Depreciation is charged so as to write off the cost or valuation of assets, over their estimated useful lives, using the straight-line method, on the following bases:

Buildings	3%
Equipment	30%
Plants	40%
Hardware	40%
Furniture and fittings	24%

The recoverable value of such assets is determined through the principles set out in IAS 36 and outlined in the paragraph (“Impairment”) herein.

Ordinary maintenance costs are fully expensed as incurred. Incremental maintenance costs are allocated to the asset to which they refer and depreciated over their residual useful lives.

Improvement expenditures on rented property are allocated to the related assets and depreciated over the shorter between the duration of the rent contract or the residual useful lives of the relevant assets.

Assets held under finance leases, which provide the Group with substantially all the risks and rewards of ownership, are recognized as assets of the Group at their fair value or, if lower, at the present value of the minimum lease payments. The corresponding liability to the lessor is included in the financial statement as a debt. The assets are amortized over their estimated useful life or over the duration of the lease contract if lower.

The gain or loss arising on the disposal or retirement of an asset is determined as the difference between the sales proceeds and the carrying amount of the asset and is recognized in income.

GOODWILL

Goodwill is an intangible asset with an indefinite life, deriving from business combinations recognized using the purchase method, and is recorded to reflect the positive difference between purchase cost and the Group’s interest at the time of acquisition, after having recognized all assets, liabilities and identifiable contingent liabilities attributable to both the Group and third parties at their fair value.

Goodwill is not amortized but is (tested for impairment) annually or more frequently if events or changes in circumstances indicate that it might be impaired. After initial recognition, goodwill is measured at cost less any accumulated impairment losses.

Impairment losses are recognized immediately as expenses that cannot be recovered in the future. On disposal of a subsidiary or associate, the attributable amount of unamortized goodwill is included in the determination of the profit or loss on disposal.

OTHER INTANGIBLE ASSETS

Intangible fixed assets are those lacking an identifiable physical aspect, are controlled by the company and are capable of generating future economic benefits.

Other purchased and internally-generated intangible assets are recognized as assets in accordance with IAS 38 – Intangible Assets, where it is probable that the use of the asset will generate future economic benefits and where the costs of the asset can be determined reliably. Such assets are measured at purchase or manufacturing cost and amortized on a straight-line basis over their estimated useful lives, if these assets have finite useful lives.

Other intangible assets acquired as part of an acquisition of a business are capitalized separately from goodwill if their fair value can be measured reliably.

In case of intangible fixed assets purchased for which availability for use and relevant payments are deferred beyond normal terms, the purchase value and the relevant liabilities are discounted by recording the implicit financial charges in their original price.

Expenditure on research activities is recognized as an expense in the period in which it is incurred.

Development costs can be capitalized on condition that they can be measured reliably and that evidence is provided that the asset will generate future economic benefits.

An internally-generated intangible asset arising from the Group's e-business development (such as informatics solutions) is recognized only if all of the following conditions are met: an asset is created that can be identified (such as software and new processes); it is probable that the asset created will generate future economic benefits; the development cost of the asset can be measured reliably.

These assets are amortized when launched or when available for use. Until then, and on condition that the above terms are respected, such assets are recognized as construction in progress. Amortization is determined on a straight line basis over the relevant useful lives.

When an internally-generated intangible asset cannot be recorded at balance sheet, development costs are recognized in the statement of income in the period in which they are incurred.

INTANGIBLE ASSETS WITH INDEFINITE USEFUL LIVES

Intangible assets with indefinite useful lives consist principally of acquired trademarks which have no legal, contractual, competitive, economic, or other factors that limit their useful lives.

Intangible assets with indefinite useful lives are not amortized in accordance with IAS 36 criteria, but are tested for impairment annually or more frequently whenever there is an indication that

the asset may be impaired. Any impairment losses are not subject to subsequent reversals.

IMPAIRMENT

At each balance sheet date, the Group reviews the carrying amounts of its tangible and intangible assets to determine whether there is any indication that those assets have suffered an impairment loss. If any such indication exists, the recoverable amount of the asset is estimated in order to determine the extent of the impairment loss (if any). Where it is not possible to estimate the recoverable amount of an individual asset, the Group estimates the recoverable amount of the cash-generating unit to which the asset belongs.

An intangible asset with an indefinite useful life is tested for impairment annually or more frequently, whenever there is an indication that the asset may be impaired.

The recoverable amount of an asset is the higher of fair value, less disposal costs and its value in use. In assessing its value in use, the pre-tax estimated future cash flows are discounted at their present value using a pre-tax discount rate that reflects current market assessments of the time value of money and the risks specific to the asset. Its value in use is determined net of tax in that this method produces values largely equivalent to those obtained by discounting cash flows net of tax at a pre-tax discount rate derived, through an iteration, from the result of the post-tax assessment. The assessment is carried out for the individual asset or for the smallest identifiable group of cash generating assets deriving from ongoing use, the so-called Cash generating unit.

If the recoverable amount of an asset (or cash-generating unit) is estimated to be less than its carrying amount, the carrying amount of the asset is reduced to its recoverable amount. Impairment losses are recognized as an expense immediately.

Where the value of the Cash generating unit, inclusive of goodwill, is higher than the recoverable value, the difference is subject to impairment and attributable firstly to goodwill; any exceeding difference is attributed on a pro-quota basis to the assets of the Cash generating unit.

Where an impairment loss subsequently reverses, the carrying amount of the asset, (or cash-generating unit), with the exception of goodwill, is increased to the revised estimate of its recoverable amount, but so that the increased carrying amount that would have been determined had no impairment loss been recognized for the asset. A reversal of an impairment loss is recognized as income immediately, unless the relevant asset is carried at a revalued amount, in which case the reversal of the impairment loss is treated as a revaluation increase.

INVESTMENTS IN OTHER COMPANIES

Investments in other companies that are available-for-sale financial assets are measured at fair value, when this can be reliably determined. Gains or Losses arising from change in fair value are recognized in Other comprehensive income/(losses) until the assets are sold or are impaired, at that time, the cumulative Other comprehensive income/(losses) are recognized in the Income Statement. Investments in other companies for which fair value is not available are stated at cost less any impairment losses.

Dividends received are included in Other income/(expenses) from investments.

In the event of write-down for impairment, the cost is recognized in the income statement; the original value is restored in subsequent years if the assumptions for the write-down no longer exist.

The risk resulting from possible losses beyond equity is entered in a specific provision for risks to the extent to which the Parent Company is committed to fulfil its legal or implicit obligations towards the associated company or to cover its losses.

CURRENT AND NON-CURRENT FINANCIAL ASSETS

Financial assets are recognized in the Group's balance sheet when the Group becomes a party to the contractual provisions of the instrument.

Investments are recognized and written-off the balance sheet on a trade-date basis and are initially measured at cost, including transaction costs.

At subsequent reporting dates, financial assets that the Group has the expressed intention and ability to hold to maturity (held-to-maturity securities) are measured and amortized at cost according to the prevailing market interest rate method, less any impairment loss recognized to reflect irrecoverable amounts.

Investments other than held-to maturity securities are classified as either held-for-trading or available-for-sale, and are measured at subsequent reporting dates at fair value. Where financial assets are held for trading purposes, gains and losses arising from changes in fair value are included in the net profit or loss for the period; for available-for-sale investments, gains and losses arising from changes in fair value are recognized directly in equity, until the security is disposed of or is determined to be impaired; at which time the cumulative gain or loss previously recognized in equity is included in the net profit or loss for the period.

This item is stated in the current financial assets.

TRANSFER OF FINANCIAL ASSETS

The Group removes financial assets from its balance sheet when, and only when, the contractual rights to the cash flows from the assets expire or the Group transfers the financial asset. In the case of transfer of the financial asset

- if the entity substantially transfers all the risks and rewards of ownership of the financial asset, the Group removes the asset from the balance sheet and recognizes separately as assets or liabilities any rights and obligations created or retained with the transfer;
- if the Group substantially retains all the risks and rewards of ownership of financial assets, it continues to recognize the financial asset;
- if the Group neither transfers nor substantially retains all the risks and rewards of ownership of the financial asset, it determines whether or not it has retained control of the financial asset. In this case:
 - › if the Group has not retained control, it removes the asset from its balance sheet and separately recognizes as assets or liabilities any rights and obligations created or retained in the transfer;
 - › if the Group has retained control, it continues to recognize the financial asset to the extent of its residual involvement in the financial asset.

At the time of removal of financial assets from the balance sheet, the difference between the carrying value of assets and the fees received or receivable for the transfer of the assets is recognized in the income statement.

WORK IN PROGRESS

Work in progress mainly comprise construction contracts; when the result of a specific order can be reliably estimated, proceeds and costs referable to the related order are indicated as proceeds and costs respectively in relation to the state of progress of activities on the date of closure of the financial statement, based on the relationship between costs sustained for activities taking place up to the date of the financial statement and total costs estimated from the order, except for that which is not considered as representative of the state of progress of the order.

Variations in contract work, claims and incentive payments are included to the extent that they have been agreed with the customer.

Where the outcome of a construction contract cannot be estimated reliably, contract revenue is recognized to the extent of contract costs that it is probable will be recoverable. Contract costs are recognized as expenses in the period in which they are incurred.

When it is probable that the total contract costs will exceed total contract revenue, the expected loss is recognized as an expense immediately. Any advance payments are subtracted from the value of work in progress within the limits of the contract revenues accrued; the exceeding amounts are accounted as liabilities.

Product inventories are stated at the lower of cost and net realizable value. Cost comprises direct material and, where applicable, direct labor costs and those overheads that have been incurred in bringing the inventories to their present location and condition. Cost is calculated using the weighted average method.

TRADE PAYABLES AND RECEIVABLES AND OTHER CURRENT ASSETS AND LIABILITIES

Trade payables and receivables and other current assets and liabilities are measured at nominal value and eventually written down to reflect their recoverable amount.

Write-downs are determined to the extent of the difference of the carrying value of the receivables and the present value of the estimated future cash flows.

Receivables and payables denominated in non EMU currencies are stated at the exchange rate at period end provided by the European Central Bank.

CASH

The item cash and cash equivalents includes cash, banks and reimbursable deposits on demand and other short term financial investments readily convertible in cash and are not subject to significant risks in terms of change in value.

TREASURY SHARES

Treasury shares are presented as a deduction from equity. The original cost of treasury shares and proceeds of any subsequent sale are presented as movements in equity.

FINANCIAL LIABILITIES AND EQUITY INVESTMENTS

Financial liabilities and equity instruments issued by the Group are presented according to their substance arising from their contractual obligations and in accordance with the definitions of financial liabilities and equity instruments. The latter are defined as those contractual obligations that give the right to benefit in the residual interests of the Group's assets after having deducted its liabilities.

The accounting standards adopted for specific financial liabilities or equity instruments are outlined below:

- Bank borrowings
 - › Interest-bearing bank loans and overdrafts are recorded at the proceeds received, net of direct issue costs and subsequently stated at its amortized cost, using the prevailing market interest rate method.

- Equity instruments
 - › Equity instruments issued by the Group are stated at the proceeds received, net of direct issuance costs.

- Non current financial liabilities.
 - › Liabilities are stated according to the amortization cost.

DERIVATIVE FINANCIAL INSTRUMENTS AND OTHER HEDGING TRANSACTIONS

In accordance with IAS 39, derivative financial instruments qualify for hedge accounting only when at the inception of the hedge there is formal designation and sufficient documentation that the hedge is highly effective and that its effectiveness can be reliably measured. The hedge must be highly effective throughout the different financial reporting periods for which it was designated.

All derivative financial instruments are measured in accordance with IAS 39 at fair value.

Changes in the fair value of derivative financial instruments that are designated and effective as hedges of future cash flows relating to the Group's contractual commitments and forecast transactions are recognized directly in Shareholders' equity, while any ineffective portion is recognized immediately in the Income Statement.

If the hedged company commitment or forecasted transaction results in the recognition of an asset or liability, then, at the time the asset or liability is recognized, associated gains or losses on the derivative that had previously been recognized in equity are included in the initial measurement of the asset or liability.

For hedges that do not result in the recognition of an asset or a liability, amounts deferred in equity are recognized in the income statement in the same period in which the hedge commitment or forecasted transaction affects net profit or loss, for example, when the future sale actually occurs.

For effective hedging against a change in fair value, the hedged item is adjusted by the changes in fair value attributable to the risk hedged with a balancing entry in the Income Statement. Gains and losses arising from the measurement of the derivative are also

recognized at the income statement.

Changes in the fair value of derivative financial instruments that no longer qualify as hedge accounting are recognized in the Income Statement of the period in which they arise.

Hedge accounting is discontinued when the hedging instrument expires or is sold, terminated, or exercised or no longer qualifies for hedge accounting. At that time, any cumulative gain or loss on the hedging instrument recognized in equity is retained in equity until the forecasted transaction is no longer expected to occur; the net cumulative gain or loss recognized in equity is transferred to the net profit or loss for the period.

Implicit derivatives included in other financial instruments or in other contractual obligations are treated as separate derivatives, when their risks and characteristics are not strictly related to the underlying contractual obligation and the latter are not stated at fair value with recognition of gains and losses in the Income Statement.

EMPLOYEE BENEFITS

The scheme underlying the employee severance indemnity of the Italian Group companies (the TFR) was classified as a defined benefit plan up until 31 December 2006. The legislation regarding this scheme was amended by Law No. 296 of 27 December 2006 (the “2007 Finance Law”) and subsequent decrees and regulations issued in the first part of 2007. In view of these changes, and with specific reference to those regarding companies with at least 50 employees, this scheme only continues to be classified as a defined benefit plan in the Consolidated financial statements for those benefits accruing up to 31 December 2006 (and not yet settled by the balance sheet date), while after that date the scheme is classified as a defined contribution plan.

For Italian companies with less than 50 employees, severance pay (“TFR”) remains a “post-employment benefit”, of the “defined benefit plan” type, whose already matured amount must be planned to estimate the amount to settle at the time of annulment of working relations and subsequently updated, using the “Projected unit credit method”. Such actuarial methodology is based on an assumption of demographic and financial nature in order to carry out a reasonable estimate of the amount of benefits that each employee had already matured based on his employment performances.

Through actuarial valuation, current service costs are recognized as “personnel expenses” in the Income Statement and represent the amount of rights matured by employees at the

reporting date, and the interest cost is recognized as “Financial gains or losses” and represents the figurative expenditure the Company would bear by securing a market loan for an amount corresponding to the Employee Termination Indemnities (“TFR”).

Actuarial income and losses that reflect the effects resulting from changes in the actuarial assumptions used are directly recognized in Shareholders’ equity without being ever included in the consolidated income statement.

PENSION PLANS

According to local conditions and practices, some employees of the Group benefit from pension plans of defined benefits and/or a defined contribution.

In the presence of defined contribution plans, the annual cost is recorded at the income statement when the service cost is executed.

The Group's obligation to fund defined benefit pension plans and the annual cost recognized in the Income Statement is determined on an actuarial basis using the “ongoing single premiums” method. The portion of net cumulative actuarial gains and losses which exceeds the greater of 10% of the present value of the defined benefit obligation and 10% of the fair value of plan assets at the end of the previous year is amortized over the average remaining service lives of the employees.

The post-employment benefit obligation recognized in the Balance Sheet represents the present value of the defined benefit obligation as adjusted for unrecognized actuarial gains and losses, arising from the application of the corridor method and past service costs to be recognized in future years, reduced by the fair value of plan assets.

SHARE-BASED PAYMENT PLANS

The Group has applied the standard set out by IFRS 2 “Share-based payment”. Share-based payments are measured at fair value at granting date. Such amount is recognized in the Income Statement, with a balancing entry in Shareholders’ equity, on a straight-line basis over the “vesting period”. The fair value of the option, measured at the granting date, is measured through actuarial calculations, taking into account the terms and conditions of the options granted. Following the exercise of the options assigned in previous years, the Group has no more stock option plans.

For cash-settled share-based payment transactions, the Group measures the goods and services acquired and the liability incurred at the fair value of the liability. Until the liability is settled, the Group is required to remeasure the fair value of the liability at each reporting date and at the date of settlement, with the changes in value recognized in profit or loss for the period.

PROVISIONS AND RESERVES FOR RISKS

Provisions for risks and liabilities are costs and liabilities having an established nature and the existence of which is certain or probable that at the reporting date the amount cannot be determined or the occurrence of which is uncertain. Such provisions are recognized when a commitment actually exists arising from past events of legal or contractual nature or arising from statements or company conduct that determine valid expectations from the persons involved (implicit obligations).

Provisions are recognized when the Group has a present commitment arising from a past event and it is probable that it will be required to fulfil the commitment. Provisions are accrued at the best estimate of the expenditure required to settle the liability at the balance sheet date, and are discounted when the effect is significant.

REVENUE RECOGNITION

Revenue is recognized if it is probable that the economic benefits associated with the transaction will flow to the Group and the revenue can be measured reliably.

Revenue from sales and services is recognized when the transfer of all the risks and benefits arising from the passage of title takes place or upon execution of a service.

Revenues from sales of products are recognized when the risks and rewards of ownership of goods are transferred to the customer. Revenues are recorded net of discounts, allowances, settlement discounts and rebates and charged against profit for the period in which the corresponding sales are recognized.

GOVERNMENT GRANTS

Government grants are recognized in the financial statements when there is reasonable assurance that the company concerned will comply with the conditions for receiving such grants and that the grants themselves will be received. Government grants are recognized as income over the periods necessary to match them with the related costs which they are intended to compensate.

TAXATION

Income tax represents the sum of the tax currently payable and deferred tax.

The tax currently payable is based on taxable profit for the year. Taxable profit differs from the profit as reported in the income statement because it excludes items of income or expense that are taxable or deductible in other years and it further excludes items that are never taxable or deductible.

Current income tax is entered for each individual company based on an estimate of taxable income in compliance with existing legislation and tax rates or as substantially approved at the period closing date in each country, considering applicable exemptions and tax credit.

Deferred tax is the tax expected to be payable or recoverable on differences between the carrying amount of assets and liabilities in the financial statements and the corresponding tax basis used in the computation of taxable profit, and is accounted for using the balance sheet liability method. Deferred tax liabilities are generally recognized for all taxable temporary differences and tax assets are recognized to the extent that it is probable that taxable profits will be available against which deductible temporary differences can be utilized. Such assets and liabilities are not recognized if the temporary difference arises from goodwill or from the initial recognition (other than in a business combination) of other assets and liabilities in a transaction that affects neither the tax profit nor the accounting profit.

Deferred tax liabilities are recognized for taxable temporary differences arising on investments in subsidiaries and associates and interests arising in joint ventures, except where the Group is able to control the reversal of the temporary difference and it is probable that the temporary difference will not reverse in the foreseeable future.

The carrying amount of deferred tax assets is reviewed at each balance sheet date and reduced to the extent that it is no longer probable that sufficient taxable profit will be available to allow all or part of the asset to be recovered.

Deferred tax is calculated at the tax rates that are expected to apply to the period when the liability is settled or the asset realized. Deferred tax is charged or credited in the income

statement, except when it relates to items charged or credited directly to equity, in which case the deferred tax is also dealt with in equity.

Deferred tax assets and liabilities are offset when they relate to income taxes levied by the same taxation authority and the Group intends to settle its current tax assets and liabilities on a net basis.

In the event of changes to the accounting value of deferred tax assets and liabilities deriving from a change in the applicable tax rates and relevant legislation, the resulting deferred tax amount is entered in income statement, unless it refers to debited or credited amounts previously recognized to Shareholders' equity.

DIVIDENDS

Dividends are entered in the accounting period in which distribution is approved.

EARNINGS PER SHARE

Basic earnings per share is calculated with reference to the profit for the period of the Group and the weighted average number of shares outstanding during the year. Treasury shares are excluded from this calculation.

Diluted earnings per share is determined by adjusting the basic earnings per share to take account of the theoretical conversion of all potential shares, being all financial instruments that are potentially convertible into ordinary shares, with diluting effect.

USE OF ESTIMATIONS

The preparation of the financial statements and relative notes under IFRS requires that management makes estimates and assumptions that have effect on the measurement of assets and liabilities and on disclosures related to contingent assets and liabilities at the reporting date. The actual results could differ from such estimates. Estimates are used to accrue provisions for risks on receivables, to measure development costs, to measure contract work in progress, employee benefits, income taxes and other provisions. The estimations and assumptions are reviewed periodically and the effects of any changes are recognized immediately in income.

In this context it is made known that the situation caused by the current economic and financial crisis has included the need to carry out undertakings regarding future progress characterized by significant uncertainty, for which the materialization cannot be excluded in the next financial year of results different from that estimated and that therefore could require rectification, up to

the present day, neither assessable or foreseeable in the accounting value of the related items. The items of the financial statements mainly effected by such uncertainty are the impairment funds, risk funds, goodwill and deferred taxes.

CHANGES IN ACCOUNTING PRINCIPLES

The accounting principles newly adopted by the Group and their outcomes are described in the subsequent paragraph "Accounting principles, amendments and interpretations applied since 1 January 2014". There have been no further changes other than those described in the aforementioned paragraph.

CHANGES IN ACCOUNTING ESTIMATES AND RECLASSIFICATIONS

At the reporting date, there are no significant estimates regarding the unforeseeable outcome of future events and other causes of uncertainty that might result in significant adjustments being made to the value of assets and liabilities in the coming year.

OTHER ACCOUNTING STANDARDS, AMENDMENTS AND INTERPRETATIONS COMMENCING JANUARY 1, 2015

Amendments to IAS 19 Defined Benefit Plans: Employee Contributions

IAS 19 requires an entity to consider contributions from employees or third parties when accounting for defined benefit plans. Where the contributions are linked to service, they should be attributed to periods of service as a negative benefit. These amendments clarify that, if the amount of the contributions is independent of the number of years of service, an entity is permitted to recognize such contributions as a reduction in the service cost in the period in which the service is rendered, instead of allocating the contributions to the periods of service. This amendment is effective for annual periods beginning on or after 1 July 2014. This amendment is not relevant to the Group, since none of the entities within the Group has defined benefit plans with contributions from employees or third parties.

IFRIC 21 Levies

IFRIC 21 is effective for annual periods beginning on or after 1 January 2014 and is applied retrospectively. It is applicable to all levies imposed by governments under legislation, other than outflows that are within the scope of other standards (e.g., IAS 12 Income Taxes) and fines or other penalties for breaches of legislation.

The interpretation clarifies that an entity recognizes a liability for a levy no earlier than when the activity that triggers payment, as identified by the relevant legislation, occurs. It also clarifies that a levy liability is accrued progressively only if the activity that triggers payment occurs over a period of time, in accordance with the relevant legislation. For a levy that is triggered upon reaching a minimum threshold, no liability is recognized before the specified minimum threshold is reached. The interpretation requires these same principles to be applied in interim financial statements.

This amendment is effective for annual periods beginning on or after 1 July 2014, and it is not relevant to the Group.

Annual improvements to IFRS- cycle 2010-2012

These improvements have been in force since July 1, 2014 and the Group has applied them for the first time in these consolidated financial statements. The improvements are related to a series of amendments to IFRS, in response to eight topics discussed during the cycle from 2010 to 2012. They relate largely to clarification, and their adoption had no material impact on the interim consolidated financial statements.

Annual improvements to IFRS- cycle 2011-2013

These improvements have been in force since July 1, 2014 and the Group has applied them for the first time in these consolidated financial statements. The improvements are related to a series of amendments to IFRS, in response to four topics discussed during the cycle from 2011 to 2013. They relate largely to clarification, and their adoption had no material impact on the interim consolidated financial statements.

STANDARDS ISSUED BUT NOT YET EFFECTIVE

The standards and interpretations that are issued, but not yet effective, up to the date of issuance of the Group's financial statements are disclosed below. The Group intends to adopt these standards, if applicable, when they become effective.

IFRS 9 Financial Instruments

In July 2014, the IASB issued the final version of IFRS 9 Financial Instruments that replaces IAS 39 Financial Instruments: Recognition and Measurement and all previous versions of IFRS 9. IFRS 9 brings together all three aspects of the accounting for financial instruments project: classification and measurement, impairment and hedge accounting. IFRS 9 is effective for annual periods beginning on or after 1 January 2018, with early application permitted. Except for hedge accounting, retrospective application is required but providing comparative information is not compulsory. For hedge accounting, the requirements are generally applied prospectively, with some limited exceptions. The Group plans to adopt the new standard on the required effective date. Overall, the Group expects no significant impact on its balance sheet and equity. The Group will assess possible changes related to the accounting for the time value of options, forward points or the currency basis spread in more detail in the future.

IFRS 15 Revenue from Contracts with Customers

IFRS 15 was issued in May 2014 and establishes a five-step model to account for revenue arising from contracts with customers. Under IFRS 15, revenue is recognized at an amount that reflects the consideration to which an entity expects to be entitled in exchange for transferring goods or services to a customer.

The new revenue standard will supersede all current revenue recognition requirements under IFRS. Either a full retrospective application or a modified retrospective application is required for annual periods beginning on or after 1 January 2018. Early adoption is permitted. The Group plans to adopt the new standard on the required effective date using the full retrospective method. Preliminary evaluation of the effects of IFRS 15 is currently in progress.

Amendments to IFRS 11 Joint Arrangements: Accounting for Acquisitions of Interests

The amendments to IFRS 11 mainly require that a joint operator accounting for the acquisition of an interest in a joint operation, in which the activity of the joint operation constitutes a business, must apply the relevant IFRS 3 principles for business combinations accounting. The amendments prospectively effective for annual periods beginning on or after 1 January 2016, with early adoption permitted. These amendments are not expected to have any impact on the Group.

Amendments to IAS 16 and IAS 38: Clarification of Acceptable Methods of Depreciation and Amortization

The amendments clarify the principle in IAS 16 and IAS 38 that revenue reflects a pattern of economic benefits that are generated from operating a business (of which the asset is part) rather than the economic benefits that are consumed through use of the asset. As a result, a revenue-based method cannot be used to depreciate property, plant and equipment and may only be used in very limited circumstances to amortize intangible assets. The amendments are effective prospectively for annual periods beginning on or after 1 January 2016, with early adoption permitted. These amendments are not expected to have any impact to the Group given that the Group has not used a revenue-based method to depreciate its non-current assets.

Amendments to IAS 27: Equity Method in Separate Financial Statements

The amendments will allow entities to use the equity method to account for investments in subsidiaries, joint ventures and associates in their separate financial statements. Entities already applying IFRS and electing to change to the equity method in its separate financial statements will have to apply that change retrospectively.

For first-time adopters of IFRS electing to use the equity method in its separate financial statements, they will be required to apply this method from the date of transition to IFRS. The amendments are effective for annual periods beginning on or after 1 January 2016, with early adoption permitted. These amendments will not have any impact on the Group's consolidated financial statements.

Amendments to IFRS 10 and IAS 28: Sale or Contribution of Assets between an Investor and its Associate or Joint Venture

The amendments address the conflict between IFRS 10 and IAS 28 in dealing with the loss of control of a subsidiary that is sold or contributed to an associate or joint venture. The amendments clarify that the gain or loss resulting from the sale or contribution of assets that constitute a business, as defined in IFRS 3, between an investor and its associate or joint venture, is recognized in full. Any gain or loss resulting from the sale or contribution of assets that do not constitute a business, however, is recognized only to the extent of unrelated investors' interests in the associate or joint venture. These amendments must be applied prospectively and are effective for annual periods beginning on or after 1 January 2016, with early adoption permitted. These amendments are not expected to have any impact on the Group.

Annual Improvements 2012-2014 Cycle

These improvements are effective for annual periods beginning on or after 1 January 2016, and no impact on the Group is expected.

Amendments to IAS 1 Disclosure Initiative

The amendments to IAS 1 Presentation of Financial Statements are effective for annual periods beginning on or after 1 January 2016, and no impact is expected on the Group.

Amendments to IFRS 10, IFRS 12 and IAS 28 Investment Entities: Applying the Consolidation Exception

The amendments address issues that have arisen in applying the investment entities exception under IFRS 10. The amendments to IFRS 10 clarify that the exemption from presenting consolidated financial statements applies to a parent entity that is a subsidiary of an investment entity, when the investment entity measures all of its subsidiaries at fair value.

Furthermore, the amendments to IFRS 10 clarify that only a subsidiary of an investment entity that is not an investment entity itself and that provides support services to the investment entity is consolidated. All other subsidiaries of an investment entity are measured at fair value. The amendments to IAS 28 allow the investor, when applying the equity method, to retain the fair value measurement applied by the investment entity associate or joint venture to its interests in subsidiaries.

These amendments must be applied retrospectively and are effective for annual periods beginning on or after 1 January 2016, with early adoption permitted. These amendments are not expected to have any impact on the Group.

NOTE 3 - RISK MANAGEMENT

CREDIT RISK

For business purposes, specific policies are adopted to assure its clients' solvency. With regards to financial counterparty risk, the Group does not present significant risk in credit-worthiness or solvency.

LIQUIDITY RISK

The group is exposed to funding risk if there is difficulty in obtaining finance for operations at any given point in time.

The cash flows, funding requirements and liquidity of the Group companies are monitored and centrally managed under the control of the Group Treasury. The aim is to guarantee the efficiency and effectiveness of the management of current and perspective capital resources (maintaining an adequate level of reserves of liquidity and availability of funds via a suitable amount of committed credit lines).

The difficult economic situation of the markets and of financial markets necessitates special attention being given to the management of the liquidity risk, and in that sense particular emphasis is being placed on measures taken to generate financial resources through operations and maintaining an adequate level of liquid assets. The Group therefore plans to meet its requirements to settle financial liabilities as they fall due and to cover expected capital expenditures by using cash flows from operations and available liquidity, renewing or refinancing bank loans.

EXCHANGE RATE AND INTEREST RATE RISK

As the Group operates mainly in a "Euros area" the exposure to currency risks is limited. The Group mainly does not operate in areas with strong fluctuations in currency and therefore this risk is not significant.

The exposure to interest rate risk arises from the need to fund operating activities and M&A investments, as well as the necessity to deploy available liquidity. Changes in market interest rates may have the effect of either increasing or decreasing the Group's net profit/(loss), thereby indirectly affecting the costs and returns of financing and investing transactions.

The interest rate risk to which the Group is exposed derives from bank loans; to mitigate such risks, and when the Group considers it appropriate, makes use of derivative financial

instruments designated as “cash flow hedges”.

The use of such instruments is disciplined by written procedures in line with the Group’s risk management strategies that do not contemplate derivative financial instruments for trading purposes.

NOTE 4 - CONSOLIDATION

Companies included in consolidation are consolidated on a line-by-line basis.

Change in consolidation compared to 31 December 2014 is related to Leadwise, a company incorporated under German law acquired in the month of March 2015 by the subsidiary Reply AG. The company offers services in Management Consulting mainly in the areas of Innovation Management, Risk Management and Digital Optimization.

Change in the consolidation does not significantly affect the Group’s revenues and profits before tax on 31 December 2015 (approximately 0.8% on consolidated revenue and 0.1% on EBT).

NOTE 5 - REVENUE

Revenues from sales and services, including changes in work in progress on orders, amounted to 705,601 thousand Euros (632,184 thousand Euros in 2014).

This item includes consulting services, fixed price projects, assistance and maintenance services and other minor revenues.

The following table shows the percentage breakdown of revenues by geographic area. Moreover the breakdown reflects the business management of the Group by Top Management and the allocation approximates the localization of services provided:

COUNTRY	2015	2014
Italy	71.00%	72.3 %
Germany	16.50%	15.5 %
United Kingdom	12.50%	12.2 %
Total	100.00%	100.00%

Disclosure required by IFRS 8 (“Operating segment”) is provided in Note 33 herein.

NOTE 6 - PURCHASES

Detail is as follows:

(THOUSAND EUROS)	2015	2014	CHANGE
Software licenses for resale	6,268	6,038	231
Hardware for resale	1,548	693	855
Other	6,232	5,496	736
Total	14,049	12,227	1,822

Purchases of Software licenses and Hardware licenses for resale are recognized net of any change in inventory.

The item Other includes the purchase of fuel for 2,297 thousand Euros and the purchase of consumption material for 2,627 thousand Euros.

NOTE 7 - PERSONNEL

Detail is as follows:

(THOUSAND EUROS)	2015	2014	CHANGE
Payroll employees	317,485	276,767	40,718
Executive Directors	26,673	25,342	1,331
Project collaborators	5,563	6,343	(780)
Total	349,721	308,452	41,269

The increase in the cost of employees, amounting to 41,269 thousand Euros, is attributable to the total registered increase in the Group’s business and in the increase in employees.

Detail of personnel by category is provided below:

(NUMBER)	2015	2014	CHANGE
Directors	294	270	24
Managers	774	713	61
Staff	4,177	3,706	471
Total	5,245	4,689	556

On 31 December 2015 the Group had 5,245, employees compared with 4,689 at the end of 2014. The average number of employees in 2015 was 4,949 marking an increase with respect to n. 4,473 in the previous year.

Payroll employees comprise mainly electronic engineers and economic, computer science, and business graduates from the best Universities.

NOTE 8 - SERVICES AND OTHER COSTS

Services and other costs comprised the following:

(THOUSAND EUROS)	2015	2014	CHANGE
Commercial and technical consulting	152,500	144,870	7,630
Travelling and professional training expenses	27,825	24,341	3,485
Other services costs	45,258	41,711	3,546
Office expenses	16,158	14,384	1,774
Lease and rentals	7,773	7,255	518
Other	6,623	6,659	(36)
Total	256,137	239,220	16,917

The change in Services and other costs, amounting to 16,917 Euros, is attributable to an overall increase in the Group's business. The item Other services mainly include marketing services, administrative and legal services, telephone and canteen. Office expenses include rent charged by third parties for 9,715 thousand Euros, utility expenses for 2,770 thousand Euros and services rendered by third parties for 807 thousand euro and related parties for 1,024 thousand Euros, in connection to service contracts for the use of premises, domiciliation and the provision of secretarial services.

NOTE 9 - AMORTIZATION, DEPRECIATION AND WRITE DOWNS

Depreciation of tangible assets, calculated on the basis of economic-technical rates determined in relation to the residual useful lives of the assets, resulted in an overall charge as at 31 December 2015 of 5,375 thousand Euros. Details of depreciation are provided in the notes to tangible assets.

Amortization of intangible assets for the year ended 2015 amounted to an overall loss of 3,995 thousand Euros. Details of depreciation are provided in the notes to tangible assets.

NOTE 10 - OTHER UNUSUAL OPERATING INCOME/(EXPENSES)

Other unusual operating costs amounted to 1,408 thousand Euros (407 thousand Euros in 2014) and refer to:

- Other operating costs amounting to 2,601 thousand Euros in relation to provision for contractual and commercial risks and lawsuits;
- Other unusual items amounting to positive 1,192 thousand Euros in relation to the fair value adjustment of the liability referred to the deferred consideration for the acquisition of shareholdings in subsidiary companies (Business combination).

NOTE 11 - (LOSS)/GAIN ON INVESTMENTS

This item amounting to 440 thousand Euros is related to:

- The fair value of the investment in Cocoon Alarm Ltd. Resulting in a gain of 1,073 thousand Euros;
- Impairment of the investment in Greeniant BV in the amount of 633 thousand Euros, following the winding up of the company.

NOTE 12 - FINANCIAL INCOME/(EXPENSES)

Detail is as follows:

(THOUSAND EUROS)	2015	2014	CHANGE
Financial income	427	378	49
Interest expenses	(1,334)	(1,950)	615
Other	(1,159)	176	(1,335)
Total	(2,067)	(1,396)	(671)

Financial income mainly include interest on bank accounts amounting to 377 thousand Euros. Interest expenses mainly include expenses related to loans for M&A operations.

The item Other includes the Exchange rate differences from the translation of balance sheet items not stated in Euros, as well as changes in fair value of financial liabilities pursuant to IAS 39.

NOTE 13 - INCOME TAXES

Income taxes for the financial year ended 2015 amounted to 31,502 thousand Euros and is detailed as follows:

(THOUSAND EUROS)	2015	2014	CHANGE
IRES and other taxes	24,276	20,365	3,911
IRAP (Italy)	5,206	9,000	(3,794)
Current taxes	29,481	29,365	117
Deferred tax expenses	5,272	3,035	2,238
Deferred tax income	(3,252)	(1,754)	(1,498)
Deferred taxes	2,020	1,281	739
Total income taxes	31,502	30,646	856

The tax burden on the result before taxes was equivalent to 35.4% (38.7% in the financial year of 2014).

The reconciliation between the tax charges recorded in the consolidated financial statements and the theoretical tax charge, calculated on the basis of the theoretical tax rate in effect in Italy, is the following:

PROFIT/(LOSS) BEFORE TAXES FROM CONTINUING OPERATIONS	88,930	
Theoretical income taxes	24,456	27.5 %
Effect of difference between foreign tax rates and the theoretical Italian tax rate	(561)	
Other differences	380	
Current and deferred income tax recognized in the financial statement excluding IRAP	24,276	27.3%
IRAP current and deferred	5,206	
Current and deferred income recognized in the financial statements	29,481	33.2%

In order to render the reconciliation between income taxes recognized in the financial statements and theoretical income taxes more meaningful, IRAP tax is not taken into consideration since it has a taxable basis that is different from the result before tax of continuing operations. Theoretical income taxes are therefore calculated by applying only the tax rate in effect in Italy ("IRES"), equal to 27.5%, on the result before tax of continuing operations.

NOTE 14 - EARNINGS PER SHARE

The basic and diluted earnings per share as at 31 December 2015 was calculated on the basis of the Group's net result amounting to 56,748 thousand Euros (47,909 thousand Euros as at 31 December 2014) divided by the weighted average number of shares, net of treasury shares, as at 31 December 2015 which amounted to 9,351,850 (9,351,850 as at 31 December 2014).

(EUROS)	31/12/2015	31/12/2014
Group net result	56,748,000	47,909,000
Average no. shares	9,351,850	9,351,850
Earnings per share	6.07	5.12

NOTE 15 - TANGIBLE ASSETS

Tangible assets as at 31 December 2015 amounted to 17,022 thousand Euros and are detailed as follows:

(THOUSAND EUROS)	31/12/2015	31/12/2014	CHANGE
Buildings	1,906	2,048	(142)
Plant and machinery	2,805	2,209	596
Hardware	3,357	3,586	(229)
Other	8,955	7,134	1,821
Total	17,022	14,976	2,046

Change in tangible assets during 2015 is summarized below:

(THOUSAND EUROS)	BUILDINGS	PLANT AND MACHINERY	HARDWARE	OTHER	TOTAL
Historical Cost	4,023	6,147	25,844	16,113	52,127
Accumulated depreciation	(1,975)	(3,938)	(22,259)	(8,979)	(37,151)
31/12/2014	2,048	2,209	3,586	7,134	14,976
Historical cost					
Increases	-	1,412	2,406	3,867	7,686
Disposals	-	(73)	(1,605)	(874)	(2,553)
Other changes	-	679	131	225	1,035
Accumulated depreciation					
Depreciation	(142)	(804)	(2,595)	(1,834)	(5,375)
Utilized	-	44	1,555	488	2,087
Other changes	-	(661)	(122)	(52)	(835)
Historical Cost	4,023	8,165	26,777	19,331	58,296
Accumulated depreciation	(2,117)	(5,359)	(23,420)	(10,377)	(41,274)
31/12/2015	1,906	2,805	3,357	8,955	17,022

During the financial year the Group carried out total investments 7,686 thousand Euros (6,512 thousand Euros at 31 December 2014).

The item Buildings mainly includes the net value of a building owned by the group amounting to 1,903 thousand Euros, located in Gutersloh, Germany. Increase in the item Plant and machinery mainly refers to purchases of specific devices and to plant systems for the new offices in which the Group operates. Change in the item Hardware is due to investments made by operating companies for purchases of specific equipment about mobile and the construction of plants for the new headquarters of Group. Furthermore this item includes financial leases for 230 thousand Euros (248 at 31 December 2014). The item Other as at 31 December 2015 mainly includes improvements to third party assets and office furniture. The increase of 3,867 Euros mainly refers to improvements made to the offices where the Group's companies operate. Such item also includes a financial leasing for furniture for a net value amounting to 1,412 thousand Euros (733 thousand Euros at 31 December 2014). Other changes refer to change in consolidation and to translation differences. As at 31 December 2015 tangible assets were depreciated by 70.8% of their value, compared to 71.3% at the end of 2014.

NOTE 16 - GOODWILL

This item includes goodwill arising from consolidation of subsidiaries and the value of business branches purchased against payment made by some Group companies.

Goodwill in 2015 developed as follows:

(THOUSAND EUROS)	
Beginning balance	126,763
Exchange rate differences	(1,623)
Beginning balance without exchange rate differences	125,140
Increases	5,875
Impairment	-
Total	131,015
Exchange rate differences	2,361
Ending balance	133,376

The increase is related to Leadwise, a company incorporated under German law acquired in the month of March 2015 by the subsidiary Reply AG, for an initial cash consideration of 3,500 thousand Euros.

The following table summarizes the calculation of goodwill and the aggregate book value of the companies as at the acquisition date.

(THOUSAND EUROS)	FAIR VALUE ⁽¹⁾
Tangible and intangible assets	38
Financial assets	515
Trade receivables and other	746
Cash and cash equivalents	(937)
Trade payables and other	(206)
Deferred tax	(4)
Net assets acquired	152
Compensation	6,027
Goodwill	5,875

⁽¹⁾ book value is equal to fair value

Goodwill was allocated to the cash generating units ("CGU"), identified in the countries in which the Group operates. Moreover the breakdown reflects the business management of the Group by Top Management and is summarized as follows:

CGU	EURO/000
Italy	39,003
Germany	39,572
UK	52,440
Total	131,015

Reply has adopted a structured and periodic planning and budgeting system aimed at defining objectives and business strategies in order to draft the annual budget. The impairment model adopted by the Reply Group is based on future cash flows calculated using the Discounted cash flow analysis. In applying this model, Management uses different assumptions, which are applied to the single CGU over two years of extrapolation subsequent to the annual budget, in order to estimate:

- Increase in revenues,
- Increase in operating costs,
- Investments,
- Change in net capital.

The recoverable value of the CGU, to which the single goodwill is referred, is determined as the highest between the fair value less any selling costs (net selling price) and the present value of the estimated future cash flows expected from the continuous use of the good (value in use). If the recoverable value is higher than the carrying amount of the CGU there is no impairment of the asset; in the contrary case, the model indicates a difference between the carrying amount and the recoverable value as the effect of impairment.

The following assumptions were used in calculating the recoverable value of the Cash Generating Units:

ASSUMPTION	ITALY	GERMANY	UK
Terminal value growth rates:	1%	1%	1%
Discount rate, net of taxes:	8.17%	6.65%	7.48%
Discount rate, before taxes:	11.27%	9.44%	9.46%
Multiple of EBIT	10.4	10.4	10.4

As to all CGUs subject to the impairment tests at 31 December 2015 no indications emerged that such businesses may have been subject to impairment.

The positive difference between the value in use thus estimated on the accounting value of the net invested capital on 31 December 2015 of the CGU is equal to 329% for Italy, 280% for Germany and 41% for the UK.

Reply has also developed a sensitivity analysis of the estimated recoverable value. The Group considers that the growth rate of revenues and the discount rate are key indicators in estimating the fair value and has therefore determined that:

- a decrease of up to 30% of the revenue growth;
- an increase of 100 basis points in the discount rate

would not lead to an excess of the carrying value of the CGU compared to its recoverable value, which tends to be significantly higher.

Finally, it is appropriate to note that the estimates and budget data to which the above mentioned parameters have been applied are those determined by management on the basis of past performance and expectations of developments in the markets in which the Group operates. Moreover, estimating the recoverable amount of the Cash-Generating Units requires discretion and the use of estimates by Management. The Group cannot guarantee that there

will be no goodwill impairment in future periods. Circumstances and events which could potentially cause further impairment losses are constantly monitored by Reply management.

NOTE 17 - OTHER INTANGIBLE ASSETS

Net intangible assets as at 2015 amounted to 9,696 thousand Euros (6,549 thousand Euros on 31 December 2014) and are detailed as follows:

(THOUSAND EUROS)	HISTORICAL COST	ACCUMULATED AMORTIZATION	NET BOOK VALUE AS AT 31/12/2015
Development costs	21,610	(16,174)	5,436
Software	19,917	(16,194)	3,723
Trademarks	537	-	537
Other intangible assets	3,150	(3,150)	-
Total	45,214	(35,518)	9,696

Change in intangible assets during 2015 is summarized in the table below:

(THOUSAND EUROS)	NET BOOK VALUE AS AT 31/12/2014	INCREASE	AMORTIZATION	OTHER CHANGES	NET BOOK VALUE AS AT 31/12/2015
Development costs	3,599	4,117	(2,280)	-	5,36
Software	2,414	3,090	(1,715)	(65)	3,723
Trademark	537	-	-	-	537
Total	6,549	7,207	(3,995)	(65)	9,696

Development costs refer to software products and are accounted for in accordance with provisions of IAS 38.

The item Software mainly refers to software licenses purchased and used internally by the Group companies. This item includes 382 thousand Euros related to software development for internal use.

The item Trademark mainly refers to the value of the "Reply" trademark granted on 9 June 2000 to the Parent Company Reply S.p.A. (at the time Reply Europe Sàrl), in connection with the share capital increase that was resolved and subscribed to by the Parent Company. Such amount is not subject to systematic amortization.

Other intangible assets mainly includes the know-how of the Security Operation Centre (SOC), which offers a range of Managed Security Services (MSS) aimed at avoiding and identifying real or potential threats to which the complex IT infrastructures are exposed, in addition to proposing and implementing adequate counter-measures to limit or remove such dangers.

NOTE 18 - EQUITY INVESTMENTS

The item Equity investments amounts to 9,105 thousand Euros and includes for 24 thousand Euros several subsidiary companies that were not consolidated as they were not operational at the closing date and for 9,081 to investments in start-up companies in the IoT field made principally by the Investment company Breed Investments Ltd.

Note that the companies listed below, mainly held through an Investment Entity as defined by IFRS 10, are designated at fair value and accounted for in accordance with IAS 39 "Financial Instruments: Recognition and Measurement". The fair value is determined using the International Private Equity and Venture Capital valuation guideline (IPEV) and any change therein is recognized in profit /(loss) in the period in which they occurred.

COMPANY NAME	COUNTRY	% ACQUIRED	VALUE AT 31/12/2014	INCREASES/ DECREASES	FAIR VALUE ADJUSTMENTS	WRITE-DOWNS	VALUE AT 31/12/2015
Cocoon Alarm Limited	UK	22.09%	-	1,928	1,062	-	2,990
Xmetrics Sports Limited	UK	30.00%	-	920	-	-	920
Greeniant BV	Netherlands	35.76%	-	633	-	(633)	-
Inova Design Ltd	UK	22.22%	-	704	-	-	704
Zeeta Networks Ltd.	UK	15.83%	-	579	-	-	579
Sensoria	USA	21.27%	3,888	-	-	-	3,888
Total			3,888	4,764	1,062	(633)	9,081

COCOON

A UK based start-up that has created a smart home security system that senses unusual activity throughout the house in real time, without the need for any additional sensors or professional installation. It avoids false alarms by learning what's normal for home, only sending alerts and high quality video straight to your smartphone via the mobile app. Cocoon received a London Design Award and has been listed in Forbes as one of the top new businesses to keep an eye on in 2015. The investment was valued at the market value of the last round that took place on October 12, 2015.

XMETRICS

A company that offers innovative devices for swimmers. Xmetrics uses sensors, electronic components and software via mobile devices, to enhance the training sessions of professional and amateur swimmers, analyzing their main biometric parameters and their real time performance. The investment was valued at the price paid upon acquisition, there were no subsequent rounds.

GREENIANT

A Dutch start-up whose solution was to analyze energy consumption by using the data from smart meters. to enable the analysis of consumption and use of electrical appliances. During the year the company was put in liquidation and therefore entirely written-off.

INOVA DESIGN

Inova Design is a technology company specializing in design, development and marketing of new solutions for detecting body parameters in order to optimize performance and prevention of illnesses. The product is a headset capable of offering the accurate measurement of all the physiological parameters together with the monitoring of the movement, all in a single miniaturized device, not- invasive and that provides the user data in a continuous, real-time and wireless way. The Inova 's patented technology can be applied in many fields such as sports, health and defense. The investment was valued at the price paid upon acquisition, there were no subsequent rounds.

ZEETA NETWORKS LTD.

Zeeta Networks offers NetOS®: a powerful orchestration software which manages, automates and monitors an ICT network while significantly reducing its operating costs. The investment was valued at the price paid upon acquisition, there were no subsequent rounds.

SENSORIA

Headquartered in Redmond, Washington – Sensoria is a leading developer of wearable platforms and devices. The company was founded on the vision that clothing would become the fulcrum between Internet of Things and People as a seamless, naturally wearable body-sensing computer. The investment was valued at the price paid upon acquisition, there were no subsequent rounds.

It is reported that on December 18, 2015 a contract for the participation in the Amiko Digital Health Limited capital was signed for £ 425 thousand, subject to conditions precedent, resolved in January 2016, with the simultaneous subscription of shares equal to 11.11 % of the share capital.

All fair value assessments shall be part of the hierarchy level 3.

NOTE 19 - FINANCIAL ASSETS

Current and non-current financial assets amounted to a total of 7,918 thousand Euros with compared to 6,716 thousand Euros as at 31 December 2014.

Detail is as follows:

(THOUSAND EUROS)	31/12/2015	31/12/2014	CHANGE
Receivables from insurance companies	3,194	3,082	112
Guarantee deposits	853	1,013	(160)
Loans to non-consolidated companies	68	20	48
Long term securities	55	358	(303)
Other financial assets	14	18	(4)
Convertible loans	1,512	-	1,512
Receivables from factor	744	960	(216)
Short term securities	1,478	1,265	212
Total	7,918	6,716	1,202

The item Receivables from insurance companies mainly refers to the insurance premiums paid against pension plans of some German companies and to directors' severance indemnities.

Receivables from factoring companies refer to receivables for the assignment of invoices without recourse for 3,718 thousand Euros, net of advance payments received for 2,974 thousand Euros.

Convertible loans relate to the option to convert into shares of the following start-up company in the field of IoT:

- **EnModus:** technology company specializing in the monitoring, control and Internet connectivity of any device on AC power. Wattwave is the enModus patented powerline technology that uses the existing wiring infrastructure.
- **Gymcraft:** sport - tech company, combining the fitness industry with the world of video games in an innovative way to build the virtual sporting experience of the future. Gymcraft takes full advantage of the potential of virtual reality, giving to users a fitness, real time and interactive experience during the course of their favorite sports.

Short term securities mainly refer to Time Deposit investments.

The items Receivables from insurance companies, Convertible loans and Other financial assets are not included in the net financial position.

NOTE 20 - DEFERRED TAX ASSETS

Such an item, amounting to 17,339 thousand Euros as at 31 December 2015 (15,052 thousand Euros as at 31 December 2014), includes the fiscal charge corresponding to the temporary differences originating among the anti-tax result and taxable income relating to entries with deferred deductibility.

Detail of deferred tax assets is provided at the table below:

(THOUSANDS EUROS)	31/12/2014	ACCRUALS	UTILIZATION	31/12/2015
Prepaid tax on costs that will become deductible in future years	6,019	2,699	(2,463)	6,254
Prepaid tax on greater provisions for doubtful accounts	5,861	1,835	(642)	7,054
Deferred fiscal deductibility of amortization	1,728	246	(297)	1,677
Consolidation adjustments and other items	1,444	3,127	(2,218)	2,353
Total	15,052	7,906	(5,619)	17,339

The decision to recognize deferred tax assets is taken by assessing critically whether the conditions exist for the future recoverability of such assets on the basis of expected future results. There are no deferred tax assets on losses carried forward.

NOTE 21 - WORK IN PROGRESS

Work in progress, amounting to 57,929 thousand Euros, is detailed as follows:

(THOUSAND EUROS)	31/12/2015	31/12/2014	CHANGE
Contract work in progress	141,309	112,045	29,264
Advance payments from customers	(83,380)	(71,244)	(12,136)
Total	57,929	40,801	17,128

Any advance payments made by the customers are deducted from the value of the inventories, within the limits of the accrued consideration; the exceeding amounts are accounted as liabilities.

NOTE 22 - TRADE RECEIVABLES

Trade receivables as at 31 December 2015 amounted to 302,250 thousand Euros with a net increase of 16,785 thousand Euros.

(THOUSAND EUROS)	31/12/2015	31/12/2014	CHANGE
Domestic clients	233,502	227,900	5,603
Foreign trade receivables	71,178	59,368	11,810
Credit notes to be issued	(9)	(42)	33
Total	304,672	287,226	17,446
Allowance for doubtful accounts	(2,422)	(1,761)	(661)
Total trade receivables	302,250	285,465	16,785

Trade receivables are shown net of allowances for doubtful accounts amounting to 2,422 thousand Euros on 31 December 2015 (1,761 thousand Euros at 31 December 2014).

The Allowance for doubtful accounts developed in 2015 as follows:

(THOUSAND EUROS)	31/12/2014	ACCRUALS	REVERSALS	UTILIZATION	31/12/2015
Allowance for doubtful accounts	1,761	735	(2)	(64)	2,422

Over-due trade receivables and the corresponding allowance for doubtful accounts, compared to 2014, are summarized in the tables below:

AGING AT 31/12/2015

(THOUSAND EUROS)	TRADE RECEIVABLES	CURRENT	0 - 90 DAYS	91 - 180 DAYS	181 - 360 DAYS	OVER 360 DAYS	TOTAL OVERDUE
Trade receivables	304,672	256,601	41,039	3,574	1,615	1,843	48,071
Allowance for doubtful accounts	(2,422)	(11)	(301)	(220)	(499)	(1,391)	(2,411)
Total trade receivables	302,250	256,590	40,738	3,354	1,115	452	45,660

AGING AT 31/12/2014

(THOUSAND EUROS)	TRADE RECEIVABLES	CURRENT	0 - 90 DAYS	91 - 180 DAYS	181 - 360 DAYS	OVER 360 DAYS	TOTAL OVERDUE
Trade receivables	287,226	243,922	37,374	3,346	856	1,728	43,304
Allowance for doubtful accounts	(1,761)	(11)	(313)	(78)	(129)	(1,230)	(1,750)
Total trade receivables	285,465	243,911	37,060	3,268	726	498	41,554

ASSIGNMENT OF RECEIVABLES

The Group assigns part of its trade receivables through factoring operations.

The assignments of receivables can be with or without recourse; some assignments without recourse can include deferred payment clauses (for example, payment by the factor of a minor part of the purchase price is subordinated on the collection of the total amount of the receivables), require a deductible from the assignor, or require maintaining significant exposure to the cash flow trend deriving from the assigned receivables. This type of operation does not comply with the requirements of IAS 39 for the elimination of the assets from the financial statements, since the risks and benefits related to their collection have not been substantially transferred.

Consequently, all receivables assigned through factoring operations that do not satisfy the requirements for elimination provided by IAS 39 continue to be recognized in the Group's

financial statements, even though they have been legally assigned and a financial liability for the same amount is recognized in the consolidated financial statements as Liabilities for advance payments on assignments of receivables. Gains and losses related to the assignment of these assets are only recognized when the assets are derecognized from the Group's financial-economic position.

As at 31 December 2015 the receivables transferred via Factoring operations with recourse amounted to 15,884 thousand Euros.

The book value of the assets assigned without recourse as at 31 December 2015 amounted to 7,100 thousand Euros, with an increase of available liquidity of 6,356 thousand Euros of which 2,974 thousand Euros received as an advance.

The carrying amount of Trade receivables is in line with its fair value.

Trade receivables are all collectible within one year.

NOTE 23 - OTHER RECEIVABLES AND CURRENT ASSETS

Detail is as follows:

(THOUSAND EUROS)	31/12/2015	31/12/2014	CHANGE
Tax receivables	15,425	8,339	7,086
Advances to employees	100	116	(16)
Accrued income and prepaid expenses	6,049	5,120	929
Other receivables	19,399	14,086	5,314
Total	40,973	27,661	13,312

The item Tax receivables mainly includes:

- credits to the Treasury for VAT (7,973 thousand Euros);
- income tax prepayments net of the allocated liability (4,921 thousand Euros);
- receivables for withholding tax (583 thousand Euros).

The item Other receivables mainly includes the contributions receivable in relation to research projects for 15,761 thousand Euros (12,484 thousand Euros at 31 December 2014).

NOTE 24 - CASH AND CASH EQUIVALENTS

The balance of 105,137 thousand Euros, with an increase of 16,318 thousand Euros compared with 31 December 2014, represents cash and cash equivalents and the existence of cash on hand and valuables as at the end of the year.

Changes in cash and cash equivalents are fully detailed in the consolidated statement of cash flow.

NOTE 25 - SHAREHOLDERS' EQUITY

SHARE CAPITAL

On 31 December 2015 the company capital of Reply S.p.A, wholly undersigned and paid up, was amounting to 4,863,486 Euros and is composed of n. 9,352,857 ordinary shares with nominal value of 0.52 Euros each.

TREASURY SHARES

The value of the Treasury shares, amounting to 25 thousand Euros, refers to the shares of Reply S.p.A. held by the parent company, that at 31 December 2015 were equal to n. 1,007.

CAPITAL RESERVES

On 31 December 2015 Capital reserves, amounting to 72,836 thousand Euros, were mainly comprised as follows:

- Share premium reserve amounting to 23,303 thousand Euros;
- Treasury share reserve amounting to 25 thousand Euros, relating to the shares of Reply S.p.A held by the Parent Company;
- Reserve for the purchase of treasury shares amounting to 49,976 thousand Euros, formed via initial withdrawal from the share premium reserve. By means of a resolution of the Shareholders' Meeting of 23 April 2015 Reply S.p.A. re-authorized it, in accordance with and for the purposes of Article 2357 of the Italian Civil Code, the purchase of a maximum of 50 million Euros of ordinary shares, corresponding to 20% of the share capital, in a lump sum solution or in several solutions within 18 months of the resolution.

EARNING RESERVES

Earnings reserves amounted to 218,946 thousand Euros and were comprised as follows:

- Reply S.p.A.'s Legal reserve amounted to 973 thousand Euros;
- Retained earnings amounted to 161,226 thousand Euros (retained earnings amounted to 147,996 thousand Euros on 31 December 2014);
- Profits/losses attributable to shareholders of the Parent Company amounted to 56,748 thousand Euros (47,909 thousand Euros as on 31 December 2014).

OTHER COMPREHENSIVE INCOME

Other comprehensive income can be analyzed as follows:

(THOUSANDS EUROS)	31/12/2015	31/12/2014
Other comprehensive income that will not be reclassified subsequently to profit or loss, net of tax:		
Actuarial gains/(losses) from employee benefit plan	567	(2,349)
Total Other comprehensive income that will not be classified subsequently to profit or loss, net of tax (B1):	567	(2,349)
Other comprehensive income that may be reclassified subsequently to profit or loss:		
Gains/(losses) on cash flow hedges	4	120
Gains/(losses) from the translation of financial statements	894	339
Total Other comprehensive income that may be classified subsequently to profit or loss, net of tax (B2):	898	459
Total other comprehensive income, net of tax (B) = (B1) + (B2):	1,465	(1,890)

SHARE BASED PAYMENT PLANS

There are no stock option plans resolved by the General Shareholders' meetings.

NOTE 26 - PAYABLES TO MINORITY SHAREHOLDERS AND FOR OPERATIONS

Payables to minority shareholders and for company operations (earn out) owed on 31 December 2015 amount to 19,746 thousand Euros inclusive of an exchange difference amounting to 16 thousand Euros and are detailed as follows:

(THOUSAND EUROS)	31/12/2014	INCREASES	FAIR VALUE ADJUSTMENTS	PAYMENTS	EXCHANGE DIFFERENCES	31/12/2015
Payable to minority shareholders	5,878	6,798	394	(830)	(298)	11,942
Payables for Earn-out	7,427	2,214	(1,182)	(937)	282	7,803
Total payables to minority shareholders and earn-out	13,306	9,012	(788)	(1,767)	(16)	19,746

The increase in payables to minority shareholders amounting to 6,798 thousand Euros reflects the best estimate of the option to acquire the minority shares in future reporting periods subject to the achievement of profitability parameters contractually defined.

The increase in payables for earn-out amounting to 2,214 is related to Leadwise Region Mitte GmbH, a company incorporated under German law, acquired in the month of March 2015 by the subsidiary Reply AG. The increase reflects the best estimate of the consideration in relation to the original contract signed.

The item *Fair value adjustments* in 2015 amounted to 788 thousand Euros with a balancing entry in Profit and loss, reflects the best estimate in relation to the deferred consideration originally posted at the time of acquisition.

Total payments made amounted to 1,767 thousand Euros and refer to the consideration paid in relation to the original contracts signed at the time of acquisition.

NOTE 27 - FINANCIAL LIABILITIES

Detail is as follows:

(THOUSAND EUROS)	31/12/2015			31/12/2014		
	CURRENT	NON CURRENT	TOTAL	CURRENT	NON CURRENT	TOTAL
Bank overdrafts	35,028	-	35,028	38,073	-	38,073
Bank loans	10,786	33,008	43,794	6,348	29,994	36,342
Total due to banks	45,814	33,008	78,822	44,421	29,994	74,415
Other financial borrowings	466	860	1,326	671	1,036	1,706
Total financial liabilities	46,280	33,869	80,149	45,092	31,030	76,122

The following illustrates the distribution of financial liabilities by due date:

(THOUSAND EUROS)	31/12/2015			31/12/2014			TOTAL	TOTAL
	DUE IN 12 MONTHS	FROM 1 TO 5 YEARS	OVER 5 YEARS	DUE IN 12 MONTHS	FROM 1 TO 5 YEARS	OVER 5 YEARS		
Bank overdrafts	35,028	-	-	35,028	38,073	-	-	38,073
M&A loans	10,553	32,606	-	43,159	5,967	29,801	-	35,768
Mortgage loans	311	403	-	714	115	460	58	633
Other financial borrowings	466	860	-	1,326	671	1,036	-	1,707
Other	(78)	-	-	(78)	266	(325)	-	(59)
Total	46,280	33,869	-	80,149	45,092	30,973	58	76,122

M&A financing refers to credit lines to be used for acquisition operations carried directly by Reply S.p.A. or via companies controlled directly or indirectly by the same.

Summarized below are the existing contracts entered into for such a purpose:

- On 19 September 2012 Reply S.p.A signed a line of credit with Unicredit S.p.A for a total amount of 15,000,000 Euros. The loan was fully reimbursed in advance in the first half of 2015.
- On 25 September 2012 Reply S.p.A. signed a contract with Intesa Sanpaolo S.p.A. for 2,500,000 Euros. Instalments were paid on a half-year basis and expired on 25 September 2015, so as at 31 December 2015 the loan was fully reimbursed.
- On 24 December 2012 Reply S.p.A. signed a contract with Intesa Sanpaolo S.p.A. for 1,500,000 Euros. The loan was reimbursed on a half-year basis commencing 30 June 2013 and was fully reimbursed as at 31 December 2015.
- On 13 November 2013 Reply S.p.A undersigned a line of credit with Intesa Sanpaolo S.p.A for a total amount of 20,000,000 Euros to be used by 31 December 2015. The loan was fully reimbursed in advance in the first half of 2015.
- On 25 November 2013 Reply S.p.A entered into a line of credit with Unicredit S.p.A for a total amount amounting to 25,000,000 Euros to be used by 31 December 2015. The loan will be reimbursed on a half-year basis deferred to commence on 31 May 2016 and will expire on 30 November 2018. Such credit line was used for 18,159 thousand Euros at 31 December 2015.
- On 31 March 2015 Reply S.p.A. entered into a line of credit with Intesa Sanpaolo S.p.A. for a total amount of 30,000,000 Euros detailed as follows:
 - › Tranche A, amounting to 10,000,000 Euros, entirely used for the reimbursement of the credit line dated 13 November 2013. The residual loan amounted to 9,000 thousands Euros at 31 December 2015.

- › Tranche B, amounting to 20,000,000 Euros, to be used by 31 December 2016. The loan will be reimbursed on a half-year basis deferred to commence on 31 March 2017. Such credit line was used for 4,500 thousands Euros at 31 December 2015.
- On 8 April 2015 Reply S.p.A. entered into a line of credit with Unicredit S.p.A. for a total amount of 10,000,000 Euros entirely used for the reimbursement of the credit line dated 19 September 2012. The loan will be reimbursed on a half-year basis deferred to commence on 31 October 2016. The residual loan amounted to 10,000 thousand Euros.
- On 30 September 2015 Reply S.p.A. entered into a line of credit with Unicredit S.p.A. for a total amount of 25,000,000 Euros to be used by 30 September 2018. The loan will be reimbursed on a half basis deferred to commence on 31 May 2019 and will expire on 30 November 2021. Such credit line was used for 1,500 thousands Euros at 31 December 2015.

As contractually defined, such ratios are as follows:

- Net financial indebtedness/Equity
- Net financial indebtedness/EBITDA

At the balance sheet date, Reply fulfilled the Covenants under the various contracts.

The item Mortgages refers to financing granted to Tool Reply GmbH, for the acquisition of the building where the German company has its registered office.

Reimbursement takes place via six monthly instalments (at 4.28%) with expiry on 30 September 2019.

Other financial borrowings are related to financial leases determined according to IAS 17.

The carrying amount of financial liabilities is deemed to be in line with its fair value.

NET FINANCIAL POSITION

In compliance with Consob regulation issued on 28 July 2006 and in accordance with CESR's Recommendations for the consistent implementation of the European's regulation on Prospectuses issued on 10 February 2005, the Net financial position of the Reply Group at 31 December 2015.

(THOUSAND EUROS)	31/12/2015	31/12/2014	CHANGE
Cash and cash equivalents	105,137	88,819	16,318
Current financial assets	2,289	2,245	45
Non current financial assets	909	1,371	(462)
Total financial assets	108,335	92,434	15,900
Current financial liabilities	(46,280)	(45,092)	(1,188)
Non current financial liabilities	(33,869)	(31,030)	(2,839)
Total financial liabilities	(80,149)	(76,122)	(4,027)
Total net financial position	28,186	16,313	11,874

For further details with regards to the above table see Notes 19 and 24 as well as Note 27.

NOTE 28 - EMPLOYEE BENEFITS

(THOUSAND EUROS)	31/12/2015	31/12/2014	CHANGE
Employee severance indemnities	18,489	17,091	1,398
Employee pension funds	5,860	5,928	(68)
Directors severance indemnities	1,502	1,419	83
Other	16	16	-
Total	25,866	24,454	1,413

EMPLOYEE SEVERANCE INDEMNITIES

The Employee severance indemnity represents the obligation to employees under Italian law (amended by Law 296/06) that has accrued up to 31 December 2006 and that will be settled when the employee leaves the company. In certain circumstances, a portion of the accrued liability may be given to an employee during his working life as an advance. This is an unfunded defined benefit plan, under which the benefits are almost fully accrued, with the sole exception of future revaluations.

The procedure for the determination of the Company's obligation with respect to employees was carried out by an independent actuary according to the following stages:

- Projection of the Employee severance indemnity already accrued at the assessment date and of the portions that will be accrued until when the work relationship is terminated or when the accrued amounts are partially paid as an advance on the Employee severance indemnities;
- Discounting, at the valuation date, of the expected cash flows that the company will pay in the future to its own employees;
- Re-proportioning of the discounted performances based on the seniority accrued at the valuation date with respect to the expected seniority at the time the company must fulfil its obligations. In order to allow for the changes introduced by Law 296/06, the re-proportioning was only carried out for employees of companies with fewer than 50 employees that do not pay Employee severance indemnities into supplementary pension schemes.

Reassessment of Employee severance indemnities in accordance with IAS 19 was carried out “ad personam” and on the existing employees, that is analytical calculations were made on each employee in force in the company at the assessment date without considering future work force. The actuarial valuation model is based on the so called technical bases which represent the demographic, economic and financial assumptions underlying the parameters included in the calculation.

The assumptions adopted can be summarized as follows:

DEMOGRAPHIC ASSUMPTIONS

Mortality	RG 48 survival tables of the Italian population
Inability	INPS tables divided by age and gender
Retirement age	Fulfilment of the minimum requisites provided by the General Mandatory Insurance
Advances on Employee severance indemnities	Annual frequency of advances and employee turnover were assumed from historical data of the company: frequency of advances in 2015: 2.50% frequency of turnover in 2015: 10%

ECONOMIC AND FINANCIAL ASSUMPTIONS

Annual discount rate	Average annual rate of 1.5%
Annual growth rate of the Employee severance indemnities	Calculated with reference to the valuation date of primary shares on the stock market in which the company belongs and with reference to the market yield of Federal bonds. An annual constant rate equal to 2.03% was used for the year 2015.
Annual increase in salaries	The employee severance indemnities (TFR) are revalued on an annual basis equal to 75% of the inflation rate plus a spread of one and a half percentage point.
Annual inflation rate	The annual increase of salaries used was calculated in function of the employee qualifications and the Company’s market segment, net of inflation, from 1.0% to 1.50%

In accordance with IAS 19, Employment severance indemnities at 31 December 2015 are summarized in the table below:

(THOUSAND EUROS)

Balance at 31/12/2014	17,091
Cost relating to current (service cost) work	3,024
Actuarial gain/loss	(544)
Interest cost	298
Change in consolidation	33
Indemnities paid during the year	(1,414)
Balance at 31/12/2015	18,489

EMPLOYEE PENSION FUNDS

The Pension fund item relates to liability as regards the defined benefit pensions of some German companies and is detailed as follows:

(THOUSAND EUROS)	31/12/2015	31/12/2014
Present value of liability	6,209	6,256
Fair value of plan assets	(349)	(329)
Net liability	5,860	5,927

The amounts recognized for defined benefit plans is summarized as follows:

(THOUSAND EUROS)

Present value at beginning of the year	6,256
Service cost	-
Interest cost	152
Actuarial gains/(losses)	(24)
Indemnities paid during the year	(175)
Present value at year end	6,209

DIRECTORS' SEVERANCE INDEMNITIES

This amount is related to Directors severance indemnities paid during the year.

Change amounting to 83 thousand Euros refers to the resolution made by the Shareholders Meeting of several subsidiary companies to pay an additional indemnity to some Members of the Board in 2015.

NOTE 29 - DEFERRED TAX LIABILITIES

Deferred tax liabilities at 31 December 2015 amounted to 21,471 thousand Euros and are referred mainly to the fiscal effects arising from temporary differences deriving from statutory income and taxable income related to deferred deductibility.

(THOUSAND EUROS)	31/12/2015	31/12/2014
Deductible items off the books	1,836	1,074
Other	19,635	11,384
Total	21,471	15,630

The item Other mainly includes the measurement of contract work in progress, employee benefits, capitalization of development costs and reversal of amortization of intangible assets.

Deferred tax liabilities have not been recognized on retained earnings of the subsidiary companies as the Group is able to control the timing of distribution of said earnings and in the near future does not seem likely.

NOTE 30 - PROVISIONS

Provisions amounted to 19,108 thousand Euros (of which 18,849 thousand Euros are not current).

Change in 2015 is summarized in the table below:

(THOUSAND EUROS)	BALANCE AT 31/12/2014	OTHER CHANGES	ACCRUALS	UTILIZATION	REVERSALS	BALANCE AT 31/12/2015
Fidelity fund	492	(190)	29	(26)	(1)	305
Provision for risks	8,347	(737)	4,912	(615)	(60)	11,846
Motorola research Centre fund	6,957	-	-	-	-	6,957
Total	15,796	(927)	4,941	(641)	(61)	19,108

Employee fidelity provisions refer mainly to provisions made for the employees of some German companies in relation to anniversary bonuses. The liability is determined through actuarial calculations applying a 5.5% rate.

The Provision for risks represents the best estimate for contingent liabilities. The accrual of the year is referred to the update of this estimate and to new legal ongoing controversies, lawsuits with former employees and other liabilities in Italy and abroad.

The Provision for Motorola Research center originates from the acquisition of the business branch Motorola Electronics S.p.A. in 2009 and reflects the best estimate of the residual costs to incur in relation to the agreements reached with the parties involved in the transaction to implement research and development projects, in accordance with IAS 37. This provision was used on the basis of the progression of the abovementioned research activities.

Acquisition of the Motorola Research Centre was carried out as a consequence of agreements reached with Motorola Electronics S.p.A, Trade Unions and the region of Piedmont and the commitment to carry out research activities on agreed upon themes.

During the financial year the provision remained unchanged as Reply is still waiting for the Public authorities, with whom Reply had undersigned the original agreements, to give instructions as to which other research projects to undertake on agreed contents.

NOTE 31 - TRADE PAYABLES

Trade payables at 31 December 2015 amounted to 77,686 thousand Euros and are detailed as follows:

(THOUSAND EUROS)	31/12/2015	31/12/2014	CHANGE
Domestic suppliers	66,790	71,476	(4,686)
Foreign suppliers	11,577	12,786	(1,209)
Advances to suppliers	(681)	(901)	221
Total	77,686	83,360	(5,674)

NOTE 32 - OTHER CURRENT LIABILITIES

Other current liabilities at 31 December 2015 amounted to 160,640 thousand Euros with an increase of 25,438 thousand Euros with respect to the previous financial year.

Detail is as follows:

(THOUSAND EUROS)	31/12/2015	31/12/2014	CHANGE
Income tax payable	3,641	5,465	(1,824)
VAT payable	7,451	7,675	(224)
Withholding tax and other	5,886	5,442	444
Total due to tax authorities	16,978	18,582	(1,604)
National social insurance payable	20,578	18,634	1,944
Other	1,512	1,347	165
Total due to social securities	22,090	19,981	2,108
Employee accruals	46,578	38,381	8,197
Other payables	64,154	48,048	16,106
Accrued expenses and deferred income	10,840	10,210	630
Total other payables	121,572	96,638	24,934
Other current liabilities	160,640	135,202	25,438

Due to tax authorities amounting to 16,978 thousand Euros, mainly refers to payables due to tax authorities for withholding tax on employees and professionals' compensation.

Due to social security authorities amounting to 22,090 thousand Euros, is related to both Company and employees contribution payables.

Other payables at 31 December 2015 amount to 121,572 thousand Euros and mainly include:

- Amounts due to employees that at the balance sheet date had not yet been paid.
- Remuneration of directors recognized as participation in the profits of the subsidiary companies.
- Liabilities related to share based payment transactions to be settled in cash to some Group companies. Following agreements signed in 2014 with some Directors of subsidiary companies, the liability at year end amounted to 707 thousand Euros while the cost in Profit and loss amounted to 565 thousand Euros. Such options can be exercised in financial year 2018 upon achievement of some economic-financial parameters.
- Advances received from customers exceeding the value of the work in progress amounting to 36,917 thousand Euros.

Accrued Expenses and Deferred Income mainly relate to advance invoicing in relation to T&M consultancy activities to be delivered in the subsequent financial year.

NOTE 33 - SEGMENT REPORTING

Segment reporting has been prepared in accordance with IFRS 8, as a breakdown of revenues by geographic area, determined as the area in which the services are executed.

ECONOMIC FIGURES

(THOUSAND EUROS)	ITALY	%	GERMANY	%	UNITED KINGDOM	%	IOT INVESTMENTS	%	INTERSEGMENT	TOTAL 2015	%
Revenues	514,177	100	119,186	100	89,156	100	1,578	100	(18,496)	705,601	100
Operating costs	(436,354)	(84.9)	(105,986)	(88.9)	(80,014)	(89.7)	(3,008)	(190.6)	18,496	(606,865)	(86.0)
Gross operating income	77,824	15.1	13,200	11.1	9,142	10.3	(1,430)	(90.60)	-	98,736	14.0
Amortization, depreciation and write-downs	(7,424)	(1.4)	(1,337)	(1.1)	(589)	(0.7)	(20)	(1.3)	-	(9,371)	(1.3)
Other non-recurring (costs)/income	250	0.0	-	-	942	1.1	-	-	-	1,192	0.2
Operating income	70,649	13.7	11,863	10.0	9,495	10.7	(1,450)	(91.90)	-	90,558	12.8

(THOUSAND EUROS)	ITALY	%	GERMANY	%	UNITED KINGDOM	%	IOT INVESTMENTS	%	INTERSEGMENT	TOTAL 2014	%
Revenues	470,784	100	101,012	100	79,685	100	-	-	(19,297)	632,184	100
Operating costs	(394,254)	(83.7)	(95,612)	(94.7)	(75,932)	(95.3)	(564)	-	19,297	(547,065)	(86.5)
Gross operating income	76,530	16.3	5,400	5.3	3,753	4.7	(564)	-	-	85,119	13.5
Amortization, depreciation and write-downs	(6,097)	(1.3)	(1,297)	(1.3)	(627)	(0.8)	(1)	-	-	(8,021)	(1.3)
Other non-recurring (costs)/income	(2,124)	(0.5)	-	-	5,690	7.1	-	-	-	3,565	0.6
Operating income	68,308	14.5	4,103	4.1	8,816	11.1	(565)	-	-	80,663	12.8

FINANCIAL FIGURES

(THOUSAND EUROS)	ITALY	GERMANY	UNITED KINGDOM	IOT INVESTMENTS	INTERSEG	TOTAL 2015	ITALY	GERMANY	UNITED KINGDOM	IOT INVESTMENTS	INTESEG.	TOTAL 2014
Current operating assets	340,676	42,516	31,447	397	(13,885)	401,151	310,817	31,196	31,685	22	(19,794)	353,927
Current operating liabilities	(206,935)	(28,660)	(14,989)	(1,885)	13,885	(238,585)	(196,728)	(25,365)	(16,671)	(614)	19,794	(219,586)
Net working capital (A)	133,741	13,856	16,458	(1,488)	-	162,566	114,088	5,831	15,014	(592)	-	134,341
Non-current assets	126,487	22,414	31,687	9,159	-	189,747	119,230	17,593	29,622	3,906	-	170,351
Non financial liabilities long term	(63,567)	(18,165)	(3,975)	(225)	-	(85,932)	(52,292)	(11,271)	(4,598)	-	-	(68,161)
Fixed capital (B)	62,920	4,249	27,712	8,934	-	103,815	66,938	6,323	25,023	3,906	-	102,190
Net invested capital (A+B)	196,661	18,106	44,170	7,446	-	266,381	181,026	12,154	40,037	3,314	-	236,531

Breakdown of employees by operating segment is as follows:

COUNTRY	31/12/2014	31/12/2013	CHANGE
Italy	4,069	3,617	452
Germany	769	674	95
United Kingdom	400	392	8
IoT Investments	7	6	1
Total	5,245	4,689	556

NOTE 34 - ADDITIONAL DISCLOSURES TO FINANCIAL INSTRUMENTS AND RISK MANAGEMENT POLICIES

TYPES OF FINANCIAL RISKS AND CORRESPONDING HEDGING ACTIVITIES

Reply S.p.A. has determined the guide lines in managing financial risks. In order to maximize costs and the resources Reply S.p.A. has centralized all of the groups risk management. Reply S.p.A. has the task of gathering all information concerning possible risk situations and define the corresponding hedge.

As described in the section “Risk management”, Reply S.p.A. constantly monitors the financial risks to which it is exposed, in order to detect those risks in advance and take the necessary action to mitigate them.

The following section provides qualitative and quantitative disclosures on the effect that these risks may have upon the company.

The quantitative data reported in the following do not have any value of a prospective nature, in particular the sensitivity analysis on market risks, is unable to reflect the complexity of the market and its related reaction which may result from every change which may occur.

CREDIT RISK

The maximum credit risk to which the company is theoretically exposed at 31 December 2015 is represented by the carrying amounts stated for financial assets in the balance sheet.

Balances which are objectively uncollectible either in part or for the whole amount are written down on a specific basis if they are individually significant. The amount of the write-down takes into account an estimate of the recoverable cash flows and the date of receipt, the costs of recovery and the fair value of any guarantees received. General provisions are made for receivables which are not written down on a specific basis, determined on the basis of historical experience.

Refer to the note on trade receivables for a quantitative analysis.

LIQUIDITY RISK

Reply S.p.A. is exposed to funding risk if there is difficulty in obtaining finance for operations at any given point in time.

The two main factors that determine the company's liquidity situation are on one side the funds generated by or used in operating and investing activities and on the other the debt lending period and its renewal features or the liquidity of the funds employed and market terms and conditions.

As described in the Risk management section, Reply S.p.A has adopted a series of policies and procedures whose purpose is to optimize the management of funds and to reduce the liquidity risk, as follows:

- centralizing the management of receipts and payments, where it may be economical in the context of the local civil, currency and fiscal regulations of the countries in which the company is present;
- maintaining an adequate level of available liquidity;
- monitoring future liquidity on the basis of business planning.

Management believes that the funds and credit lines currently available, in addition to those funds that will be generated from operating and funding activities, will enable the Group to satisfy its requirements resulting from its investing activities and its working capital needs and to fulfil its obligations to repay its debts at their natural due date.

CURRENCY RISK

Reply S.p.A. has a limited exposure to exchange rate risk, therefore the company does not deem necessary hedging exchange rates.

INTEREST RATE RISK

Reply S.p.A. makes use of external funds obtained in the form of financing and invest in monetary and financial market instruments. Changes in market interest rates can affect the cost of the various forms of financing, including the sale of receivables, or the return on investments, and the employment of funds, causing an impact on the level of net financial expenses incurred by the company.

SENSITIVITY ANALYSIS

In assessing the potential impact of changes in interest rates, the company separates fixed rate financial instruments (for which the impact is assessed in terms of fair value) from floating rate financial instruments (for which the impact is assessed in terms of cash flows).

Floating rate financial instruments include principally cash and cash equivalents and part of debt.

A hypothetical, unfavorable and instantaneous change of 50 basis points in short-term interest rates at 31 December 2015 applied to floating rate financial assets and liabilities, operations for the sale of receivables and derivatives financial instruments, would have caused increased net expenses before taxes, on an annual basis, of approximately 323 thousand Euros.

This analysis is based on the assumption that there is a general and instantaneous change of 50 basis points in interest rates across homogeneous categories. A homogeneous category is defined on the basis of the currency in which the financial assets and liabilities are denominated.

FAIR VALUE ASSESSMENT HIERARCHY LEVELS

The IFRS 13 establishes a fair value hierarchy which classifies the input of evaluation techniques on three levels adopted for the measurement of fair value. Fair value hierarchy attributes maximum priority to prices quoted (not rectified) in active markets for identical assets and liabilities (Level 1 data) and the non observable minimum input priority (Level 3 data). In some cases, the data used to assess the fair value of assets or liabilities could be classified on three different levels of the fair value hierarchy. In such cases, the evaluation of fair value is wholly classified on the same level of the hierarchy in which input on the lowest level is classified, taking account its importance for the assessment.

The levels used in the hierarchy are:

- Level 1 inputs are prices quoted (not rectified) in markets active for identical assets and liabilities which the entity can access on the date of assessment;
- Level 2 inputs are variable and different from the prices quoted included in Level 1 observable directly or indirectly for assets or liabilities;
- Level 3 inputs are variable and not observable for assets or liabilities.

The following table presents the assets and liabilities which were assessed at fair value on 31 December 2015, according to the fair value hierarchical assessment level.

(THOUSAND EUROS)	NOTE	LEVEL 1	LEVEL 2	LEVEL 3
Investments	18	-	-	9,081
Convertible loans	19	-	-	1,512
Financial securities	19	1,533	-	-
Total financial assets		1,533	-	10,593
Liabilities to minority shareholders and earn out	26	-	-	19,746
Other financial liabilities	31	-	-	806
Total financial liabilities		-	-	20,552

The valuation of investments in start-ups within the Internet of Things (IoT) business, through the acquisition of equity investments and through the issuance of convertible loans, is based on data not directly observable on active stock markets, and therefore falls under the fair value hierarchical level 3.

The item financial securities is related to securities listed on the active stock markets and therefore falls under the fair value hierarchical level 1.

The fair value of Liabilities to minority shareholders and earn out was determined by Group management on the basis of the sales purchase agreements for the acquisition of the company's shares and on economic parameters based on budgets and plans of the purchased company. As the parameters are not observable on stock markets (directly or indirectly) these liabilities fall under the hierarchy profile in level 3.

Cash settled share-based payments of companies belonging to the Group included within the caption Other financial liabilities, are valued on the basis of profitability parameters. Since these parameters are not observable market parameters (directly or indirectly) such debts fall under the hierarchy of Level 3.

As at 31 December 2015, there have not been any transfers within the hierarchy levels.

NOTE 35 - TRANSACTIONS WITH RELATED PARTIES

In accordance with IAS 24 Related parties are Group companies and persons that are able to exercise control, joint control or have significant influence on the Group and on its subsidiaries.

Transactions carried out by the group companies with related parties that as of the reporting date are considered ordinary business and are carried out at normal market conditions.

The main economic and financial transactions with related parties is summarized below.

(THOUSAND EUROS)

FINANCIAL TRANSACTIONS	31/12/2015	31/12/2014	NATURE OF TRANSACTION
Trade receivables	3	48	Receivables from professional services
Trade payables and other	8	218	Payables for professional services and official rentals offices
Other payables	3,924	4,348	Payables for emoluments to Directors and Managers with strategic responsibilities and Board of Statutory Auditors

ECONOMIC TRANSACTIONS	2015	2014	NATURE OF TRANSACTION
Revenues from professional services	-	14	Receivables from professional services
Services from Parent company and related parties	1,024	932	Service contracts relating to office rental, and office administration
Personnel	8,083	8,464	Emoluments to Directors and Key Management with strategic responsibilities
Services and other costs	122	148	Emoluments to Statutory Auditors

REPLY GROUP MAIN ECONOMIC AND FINANCIAL TRANSACTIONS

In accordance with IAS 24, emoluments to Directors, Statutory Auditors and Key Management are also included in transactions with related parties.

In accordance with Consob Resolution no. 15519 of 27 July 2006 and Consob communication no. DEM/6064293 of 28 July 2006 the financial statements present the Consolidated Income statement and Balance Sheet showing transactions with related parties separately, together with the percentage incidence with respect to each account caption.

Pursuant to Art. 150, paragraph 1 of the Italian Legislative Decree n. 58 of 24 February 1998, no transactions have been carried out by the members of the Board of Directors that might be in potential conflict of interests with the Company.

NOTE 36 - EMOLUMENTS TO DIRECTORS, STATUTORY AUDITORS AND KEY MANAGEMENT

The fees of the Directors and statutory Auditors of Reply S.p.A. for carrying out their respective function, including those in other subsidiary companies, are as follows:

(THOUSAND EUROS)	2015	2014
Executive Directors	5,276	5,461
Statutory auditors	122	148
Total	5,398	5,609

Emoluments to Key management amounted to approximately 2,807 thousand Euros (2,994 thousand Euros at 31 December 2014).

NOTE 37 - GUARANTEES, COMMITMENTS AND CONTINGENT LIABILITIES

GUARANTEES

Guarantees and commitments where existing, have been disclosed at the item to which they refer.

COMMITMENTS

It is reported that:

- The Domination Agreement contract undersigned in 2010 between Reply Deutschland AG, dominated company, and Reply S.p.A, dominating company, ceased to exist from the date of legal efficacy of the merger for incorporation of Reply Deutschland AG in Reply S.p.A and with this, the obligations taken on by Reply. It is reported that the judgment of the qualified German Court is still pending for deciding on the suitability of the strike value of the acquisition option of shares on request of the minority shareholders of Reply Deutschland AG at a pre-determined price (8.19 euro). Currently it is not possible to foresee the outcome

of the said judgment but Management believes that any future economic-financial effects on the Group are not significant.

- with regards the merger operation for the incorporation of Reply Deutschland AG in Reply S.p.A. the assessment procedures foreseen in the measures of Article 122 of Umwandlungsgesetz find application – German law on extraordinary operations – with reference to the exchange ratio and the corresponding amount in cash.

Within three months from the registration of the merger in the Turin Companies Register, each minority shareholder was able to present a petition for the purpose of commencing, in compliance with German law, before a Judge qualified in Germany – who shall have exclusive jurisdiction – the assessment inherent in the Share Swap ratio and the corresponding amount in cash. All shareholders of Reply Deutschland will have the right to benefit from a possible increase in the exchange ratio determined by the Judge or on the basis of an agreement between the parties, and that is to say independently of their participation in the evaluation procedure.

On the contrary, from the possible increase of the corresponding amount in cash determined by the Judge or on the basis of an agreement between the parties only the shareholders who verbally annotated their disagreement in the general meeting in respect of conditions of the law can benefit.

In the case where evaluation procedures include a modification of the exchange ratio, every single difference shall be regulated in cash.

At present, some minority shareholders have commenced the aforementioned procedures. With specific reference to the request to obtain the corresponding amount in cash, the time limit for exerting such an authority shall expire starting from the shortest time limit between the day following it expiring from the two months subsequent to the final ruling of the qualified court or the publication of a binding agreement between the parties. During the said period, the former Reply Deutschland shareholders can freely decide on whether to obtain the corresponding amount in cash or whether to remain shareholders of Reply.

CONTINGENT LIABILITIES

As an international company, the Group is exposed to numerous legal risks, particularly in the area of product liability, environmental risks and tax matters. The outcome of any current or future proceedings cannot be predicted with certainty. It is therefore possible that legal

judgments could give rise to expenses that are not covered, or not fully covered, by insurers' compensation payments and could affect the Group financial position and results.

Instead, when it is probable that an overflow of resources embodying economic benefits will be required to settle obligations and this amount can be reliably estimated, the Group recognizes specific provision for this purpose.

NOTE 38 – EVENTS SUBSEQUENT TO 31 DECEMBER 2015

No significant events have occurred subsequent to the year ended 31 December 2015.

NOTE 39 – APPROVAL OF THE CONSOLIDATED FINANCIAL STATEMENTS AND AUTHORIZATION TO PUBLISH

The Consolidated financial statements at 31 December 2015 were approved by the Board of Directors on March 15, 2016 which authorized the publication within the terms of law.

ANNEXED TABLES

CONSOLIDATED INCOME STATEMENT PREPARED PURSUANT TO CONSOB RESOLUTION NO. 15519 OF 27 JULY 2006

(THOUSAND EUROS)	2015	OF WHICH RELATED PARTIES	%	2014	OF WHICH RELATED PARTIES	%
Revenues	705,601	-	-	632,184	14	-
Other income	15,643	-	-	17,085	-	-
Purchases	(14,049)	-	-	(12,227)	-	-
Personnel	(349,721)	(8,083)	2.3%	(308,452)	(8,464)	2.7%
Services and other costs	(256,137)	(1,146)	0.4%	(239,220)	(1,080)	0.5%
Amortization, depreciation and write downs(9,371)		-	-	(8,021)	-	-
Other unusual (cost)/income	(1,408)	-	-	(686)	-	-
Operating income	90,558	-	-	80,663	-	-
(Loss)/gain on investments	440	-	-	-	-	-
Financial income/(expenses)	(2,067)	-	-	(1,396)	-	-
Income before taxes	88,930	-	-	79,267	-	-
Income taxes	(31,502)	-	-	(30,646)	-	-
Net income	57,428	-	-	48,621	-	-
Non-controlling interest	(680)	-	-	(712)	-	-
Group net result	56,748	-	-	47,909	-	-

**CONSOLIDATED STATEMENT OF FINANCIAL POSITION PREPARED
PURSUANT TO CONSOB RESOLUTION NO. 15519 OF 27 JULY 2006**

(THOUSAND EUROS)	31/12/2015	OF WHICH RELATED PARTIES	%	31/12/2014	OF WHICH RELATED PARTIES	%
Tangible assets	17,022	-	-	14,976	-	-
Goodwill	133,376	-	-	126,763	-	-
Other intangible assets	9,696	-	-	6,549	-	-
Equity investments	9,105	-	-	3,911	-	-
Other financial assets	5,629	-	-	4,471	-	-
Deferred tax assets	17,339	-	-	15,052	-	-
Non-current assets	192,167	-	-	171,722	-	-
Work in progress	57,929	-	-	40,801	-	-
Trade receivables	302,250	3	0.0%	285,465	48	0.0%
Other current assets	40,973	-	-	27,661	-	-
Financial assets	2,289	-	-	2,245	-	-
Cash and cash equivalents	105,137	-	-	88,819	-	-
Current assets	508,577	-	-	444,990	-	-
TOTAL ASSETS	700,745	-	-	616,712	-	-
Share capital	4,863	-	-	4,863	-	-
Other reserves	233,814	-	-	199,135	-	-
Group net income	56,748	-	-	47,909	-	-
Group Shareholder's equity	295,425	-	-	251,908	-	-
Non-controlling interest	653	-	-	936	-	-
SHAREHOLDER'S EQUITY	296,079	-	-	252,843	-	-
Payables to minority shareholders and corporate transactions	19,746	-	-	13,306	-	-
Financial liabilities	33,869	-	-	31,030	-	-
Employee benefits	25,866	-	-	24,454	-	-
Deferred tax liabilities	21,471	-	-	15,630	-	-
Provisions	18,849	-	-	14,772	-	-
Non-current liabilities	119,801	-	-	99,191	-	-
Financial liabilities	46,280	-	-	45,092	-	-
Trade payables	77,686	8	0.0%	83,360	218	0.3%
Other current liabilities	160,640	3,924	2.4%	135,202	4,348	3.2%
Provisions	260	-	-	1,024	-	-
Current liabilities	284,865	-	-	264,678	-	-
Total liabilities	404,666	-	-	363,869	-	-
TOTAL SHAREHOLDER'S EQUITY AND LIABILITES	700,745	-	-	616,712	-	-

REPLY

LIST OF COMPANIES AT 31 DECEMBER 2015

COMPANY NAME	HEADQUARTERS	GROUP INTEREST
Parent company		
Reply S.p.A.	Turin – Corso Francia, 110 - Italy	
Companies consolidated on a line-by-line basis		
@logistics Reply S.r.l.	Turin, Italy	100.00%
@logistics Reply GmbH	Munich, Germany	100.00%
4brands Reply GmbH & CO. KG. ^(*)	Minden, Germania	51.00%
Air Reply S.r.l. ^(†)	Turin, Italy	85.00%
Arlanis Reply S.r.l.	Turin, Italy	100.00%
Arlanis Reply AG	Potsdam, Germany	100.00%
Aktive Reply S.r.l.	Turin, Italy	100.00%
Atlas Reply S.r.l.	Turin, Italy	100.00%
Avantage Reply Ltd. ^(**)	London, United Kingdom	100.00%
Avantage Reply (Belgium) Sarl	Brussels, Belgium	100.00%
Avantage Reply (Luxembourg) Sarl	Itzig, Luxembourg	100.00%
Avantage Reply (Netherlands) BV	Amsterdam, Netherland	100.00%
Avvio Reply Ltd	London, United Kingdom	100.00%
Bitmama S.r.l.	Turin, Italy	51.00%
Blue Reply S.r.l.	Turin, Italy	100.00%
Bridge Reply S.r.l.	Turin, Italy	60.00%
Business Reply S.r.l.	Turin, Italy	100.00%
Breed Reply Ltd ^(**)	London, United Kingdom	100.00%
Breed Reply Investment Ltd	London, United Kingdom	80.00%
Cluster Reply S.r.l.	Turin, Italy	100.00%
Cluster Reply GmbH & CO. KG ^(*)	Munich, Germany	100.00%
Cluster Reply Informatica LTDA. ^(†)	San Paolo, Brazil	76.00%
Concept Reply GmbH	Munich, Germany	90.00%
Consorzio Reply Energy	Turin, Italy	100.00%
Consorzio Reply Public Sector	Turin, Italy	100.00%
Data Reply GmbH ^(†)	Munich, Germany	70.00%

Discovery Reply S.r.l.	Turin, Italy	100.00%
e*finance consulting Reply S.r.l.	Turin, Italy	100.00%
Ekip Reply S.r.l.	Turin, Italy	100.00%
EOS Reply S.r.l.	Turin, Italy	100.00%
Forge Reply S.r.l.	Turin, Italy	100.00%
France Reply Ltd ^(*)	London, United Kingdom	80.00%
Hermes Reply S.r.l.	Turin, Italy	100.00%
Hermes Reply Polska zo.o	Katowice, Poland	100.00%
InEssence Reply GmbH	Düsseldorf, Germany	70.00%
IrisCube Reply S.p.A.	Turin, Italy	100.00%
Juice Reply S.r.l.	Turin, Italy	100.00%
Leadwise Reply GmbH	Darmstadt, Germany	100.00%
Lem Reply S.r.l.	Turin, Italy	100.00%
Like Reply S.r.l.	Turin, Italy	100.00%
Live Reply GmbH	Düsseldorf, Germany	100.00%
Macros Reply GmbH	Munich, Germany	100.00%
Open Reply S.r.l.	Turin, Italy	100.00%
Pay Reply S.r.l.	Turin, Italy	100.00%
Portaltech Reply Ltd.	London, United Kingdom	100.00%
Portaltech Reply S.r.l.	Turin, Italy	85.00%
Portaltech Reply GmbH ^(*)	Gutersloh, Germany	68.00%
Power Reply S.r.l.	Turin, Italy	100.00%
Power Reply GmbH & CO. KG ^(*)	Munich, Germany	100.00%
Profondo Reply GmbH	Gutersloh, Germany	100.00%
Reply Consulting S.r.l.	Turin, Italy	100.00%
Reply AG	Gutersloh, Germany	100.00%
Reply do Brasil Sistemas de Informatica Ltda	Belo Horizonte, Brazil	100.00%
Reply Inc.	Michigan, USA	100.00%
Reply Ltd.	London, United Kingdom	100.00%
Reply Belgium SA	Mont Saint Guibert, Netherland	100.00%
Reply France Sarl	Paris, France	100.00%
Reply Luxembourg Sarl	Sandweiler, Luxembourg	100.00%
Reply Services S.r.l.	Turin, Italy	100.00%
Ringmaster S.r.l.	Turin, Italy	50.00%

Risk Reply Ltd ^(*)	London, United Kingdom	80.00%
Riverland Reply GmbH	Munich, Germany	100.00%
Santer Reply S.p.A.	Milano, Italy	100.00%
Security Reply S.r.l.	Turin, Italy	100.00%
Solidsoft Reply S.r.l.	Turin, Italy	100.00%
Solidsoft Reply Ltd.	London, United Kingdom	100.00%
Square Reply S.r.l.	Turin, Italy	100.00%
Storm Reply S.r.l. ^(*)	Turin, Italy	80.00%
Storm Reply GmbH ^(*)	Gutersloh, Germany	80.00%
Syskoplan Reply S.r.l.	Turin, Italy	100.00%
Syskoplan Reply GmbH	Zurich, Switzerland	100.00%
Syskoplan Reply GmbH & CO. KG ^(*)	Gutersloh, Germany	100.00%
Sytel Reply Roma S.r.l.	Turin, Italy	100.00%
Sytel Reply S.r.l.	Turin, Italy	100.00%
Target Reply S.r.l.	Turin, Italy	100.00%
TamTamy Reply S.r.l.	Turin, Italy	100.00%
Technology Reply S.r.l.	Turin, Italy	100.00%
Technology Reply S.r.l.	Bucharest, Romania	100.00%
Tool Reply GmbH	Gutersloh, Germany	100.00%
TripleSense Reply GmbH	Frankfurt, Germany	100.00%
Twice Reply S.r.l.	Turin, Italy	98.00%
Twice Reply GmbH	Munich, Germany	100.00%
Whitehall Reply S.r.l.	Turin, Italy	100.00%
Xuccess Reply GmbH	Munich, Germany	100.00%

Companies carried at fair value

Cocoon Alarm Ltd.	England	22.09%
inova Design Ltd.	England	22.2%
Sensoria Inc.	USA	21.37%
Xmetrics Sport Ltd.	England	30.0%
Zeeta Networks Ltd.	England	15.83%

Companies carried at cost

Spark Reply S.r.l.	Turin, Italy	85.0%
TripleSense Reply S.r.l.	Turin, Italy	100.0%

⁽¹⁾For these companies an option exists for the acquisition of their minority shares; the exercise of such option in future reporting periods is subject to the achievement of profitability parameters. The accounting reflects Management's best estimate as at the closing date of the Annual Financial Report.

⁽²⁾These companies are exempt from filing statutory financial statements in Germany under the German law § 264b HGB.

⁽³⁾As permitted under English law, these subsidiary companies have claimed audit exemption under Companies Act 2006 section 479A with respect to the year ended 31 December 2015. Reply S.p.A. has given a statement of guarantee under Companies Act 2006 section 479C whereby it will guarantee all outstanding liabilities to which these subsidiaries are subject as at 31 December 2015. The companies are Avantage Reply Ltd (registration no. 05177605), Breed Reply Ltd (registration no. 09074975), France Reply Ltd (registration no. 08823238) and Risk Reply Ltd (registration no. 09030959).

INFORMATION IN ACCORDANCE WITH ARTICLE 149-DUODECIES ISSUED BY CONSOB

The following table, prepared in accordance with Art. 149-duodecies of Consob's Regulations for Issuers reports the amount of fees charged in 2015 for the audit and audit related services provided by the Independent Auditors and by entities that are part of the Independent Auditors' network.

(THOUSAND EUROS)	SERVICE PROVIDER	GROUP ENTITY	FEE 2015
Audit	Reconta Ernst & Young S.p.A.	Parent company - Reply S.p.A.	28
	Reconta Ernst & Young S.p.A.	Subsidiaries	197
	Ernst & Young GmbH	Subsidiaries	158
	Ernst & Young LLP	Subsidiaries	119
	Ernst & Young Auditores Independentes S.S.	Subsidiaries	19
	Total		521
Audit related services	Reconta Ernst & Young S.p.A.	Parent company - Reply S.p.A. ⁽¹⁾	1
	Reconta Ernst & Young S.p.A.	Subsidiaries ⁽¹⁾	15
	Total		16
Total			537

⁽¹⁾Signed tax forms (Modello Unico, IRAP and Form 770)

ATTESTATION OF THE CONSOLIDATED FINANCIAL STATEMENTS

in accordance with Article 154-bis of Legislative Decree 58/98

The undersigned, Mario Rizzante, in his capacity as Chairman and Chief Executive Officer, and Giuseppe Veneziano, Director responsible for drawing up Reply S.p.A.'s financial statements, hereby attest, pursuant to the provisions of Article 154-bis, paragraphs 3 and 4, of Legislative Decree no. 58 of 24 February 1998:

- suitability with respect to the Company's structure and
- the effective application

of the administration and accounting procedures applied in the preparation of the Consolidated financial statements for the year ended 2015.

The assessment of the adequacy of administrative and accounting procedures used for the preparation of the statutory financial statements at 31 December 2015 was carried out on the basis of regulations and methodologies defined by Reply prevalently coherent with the Internal Control – Integrated Framework model issued by the Committee of Sponsoring Organisations of the Treadway Commission, an internationally-accepted reference framework.

The undersigned also certify that:

3.1 the Consolidated Financial Statement

- have been prepared in accordance with International Financial Reporting Standards, as endorsed by the European Union pursuant to Regulation (EC) No. 1606/2002 of the European Parliament and Council, dated 19 July 2002 as well as the measures issued to implement Article 9 of Legislative Decree no. 38/2005;
- correspond to the amounts shown in the Company's accounts, books and records; and
- provide a fair and correct representation of the financial conditions, results of operations and cash flows of the Company and its consolidated subsidiaries.

3.2 the report on operations includes a reliable operating and financial review of the Company and of the Group as well as a description of the main risks and uncertainties to which they are exposed.

Chairman
and Chief Executive Officer
Mario Rizzante

Turin, 15 March 2016
Director responsible
of drawing up the accounting documents
Giuseppe Veneziano

REPORT OF THE STATUTORY AUDITORS TO THE SHAREHOLDERS' MEETING

related to the financial consolidated financial statements as at 31 december 2015

Dear Shareholders,

The Board of Directors is submitting to you the Consolidated Financial Statements as at 31 December 2015 prepared in conformity with the International Financial Reporting Standards ("IFRS"), issued by the International Accounting Standards Board ("IASB"), which comprises the Consolidated Income Statement, Consolidated Statement of Comprehensive Income, Consolidated Statement of Financial Position, Consolidated Changes in Shareholders' Equity, Consolidated Cash Flow Statement, and the Notes to the Financial Statements.

The Consolidated Financial Statements as at 31 December 2015 present a consolidated Shareholders' equity amounting to 296,079 thousand Euros, including a consolidated profit of 56,748 thousand Euros.

The Report on Operations adequately illustrates the financial, economic and earnings position, the trend, at a consolidated level, of Reply S.p.A. and its subsidiaries during the financial year and after its end, as well as the sub-division of the volumes of assets of the principal business lines and the consolidated results.

The consolidation area is determined in such context, which included as at 31 December 2015 in addition to the Parent Company, eighty-two companies and two consortiums, all consolidated on a line-by-line basis.

The controls made by the Independent Auditor Reconta Ernst & Young S.p.A. concluded that the amounts reported in the Consolidated Financial Statements as at 31 December 2015 are supported by the Parent Company's accounting records, in the financial statements for the reporting period of the subsidiaries, and in the information that they have formally communicated.

Such financial statements transmitted by the subsidiaries to the Parent Company, for purposes of the preparation of the Consolidated Financial Statements, prepared by the respective competent corporate bodies, have been reviewed by the bodies and/or persons in charge of the audit of the individual companies, according to their respective legal systems, and by the Independent Auditor in the context of the procedures followed for the audit of the Consolidated Financial Statements.

The Board of Statutory Auditors did not audit the financial statements of such companies.

Reconta Ernst & Young S.p.A., the company entrusted with the audit of Reply's Consolidated Financial Statements, has issued its report on today's date, in which it confirms that, in its opinion, the Consolidated Financial Statements of the Reply Group as at 31 December 2015 conform to the International Financial Reporting Standards (IFRS) endorsed by the European Union, as well as to the measures issued to implement Article 9 of Legislative Decree 38/2005 and, therefore, they were prepared with clarity and represent a true and fair view of the financial and economic position, the economic result and the cash flows of the Reply Group as at such date, and further, the Report on Operations and the information pursuant to Article 123-bis, paragraph 4 of Legislative Decree 58/1998 presented in the Report on Corporate Governance and Ownership Structure are consistent with the Consolidated Financial Statements.

On the basis of the audits and controls carried out, we certify that:

- The consolidation area has been determined in correct manner;
- The consolidation procedures adopted conform to legal requirements and have been properly applied;
- The review of the report on Operations demonstrated that it is consistent with the consolidated Financial statements;
- All the information used for the consolidation refers to the entire administrative period represented by the financial year 2015;
- The measurement criteria are homogeneous with those used for the previous reporting period;
- Changes in the consolidation compared to 31 December 2014 consist of the inclusion of the following companies:
 - Consorzio Reply Energy (in 2014 held at cost);
 - Data Reply GmbH;
 - Leadwise Reply GmbH;
 - Like Reply S.r.l.;
 - Technology Reply S.r.l. (Romania).

While Iriscube Reply SA was no longer consolidated (liquidated in 2015).

Turin, 30 March 2016.

THE STATUTORY AUDITORS

(Prof. Cristiano Antonelli)

(Dott.ssa Ada Alessandra Garzino Demo)

(Dott. Paolo Claretta Assandri)

**Independent auditor's report
in accordance with art. 14 and 16 of Legislative Decree n. 39, dated January 27, 2010
(Translation from the original Italian text)**

To the Shareholders of Reply S.p.A

Report on the consolidated financial statements

We have audited the accompanying consolidated financial statements of Reply Group, which comprise the consolidated statement of financial position as at December 31, 2015, and the consolidated income statement, consolidated statement of comprehensive income, consolidated statement of changes in equity and consolidated statement of cash flow for the year then ended, and a summary of significant accounting policies and other explanatory information.

Directors' responsibility for the consolidated financial statements

The Directors of Reply S.p.A. are responsible for the preparation and fair presentation of these consolidated financial statements in accordance with International Financial Reporting Standards as adopted by the European Union as well as with the regulations issued to implement art. 9 of Legislative Decree n. 38, dated February 28, 2005.

Auditor's responsibility

Our responsibility is to express an opinion on these consolidated financial statements based on our audit. We conducted our audit in accordance with International Standards on Auditing (ISA Italia) implemented in accordance with art. 11, paragraph 3 of Legislative Decree n. 39, dated January 27, 2010. Those standards require that we comply with ethical requirements and plan and perform the audit to obtain reasonable assurance about whether the financial statements are free from material misstatement.

An audit involves performing procedures to obtain audit evidence about the amounts and disclosures in the consolidated financial statements. The procedures selected depend on the auditor's professional judgment, including the assessment of the risks of material misstatement of the consolidated financial statements, whether due to fraud or error. In making those risk assessments, the auditor considers internal control relevant to the entity's preparation and fair presentation of the consolidated financial statements in order to design audit procedures that are appropriate in the circumstances, but not for the purpose of expressing an opinion on the effectiveness of the entity's internal control. An audit also includes evaluating the appropriateness of accounting policies used and the reasonableness of accounting estimates made by Directors, as well as evaluating the overall presentation of the consolidated financial statements.

We believe that the audit evidence we have obtained is sufficient and appropriate to provide a basis for our audit opinion.

Opinion

In our opinion, the consolidated financial statements give a true and fair view of the financial position of Group Reply as at December 31, 2015, and of its financial performance and its cash flows for the

year then ended in accordance with International Financial Reporting Standards as adopted by the European Union and with art. 9 of Legislative Decree n. 38, dated February 28, 2005.

Report on other legal and regulatory requirements

Opinion on the consistency with the consolidated financial statements of the Report on Operations and of specific information of the Report on Corporate Governance and Ownership Structure

We have performed the procedures required under audit standard SA Italia n. 720B in order to express an opinion on the consistency of the Report on Operations and of specific information of the Report on Corporate Governance and Ownership Structure as provided for by art. 123-bis, paragraph 4 of Legislative Decree n. 58, dated February 24, 1998, with the consolidated financial statements, as required by the law. The Directors of Reply S.p.A. are responsible for the preparation of the Report on Operations and of the Report on Corporate Governance and Ownership Structure in accordance with the applicable laws and regulations. In our opinion the Report on Operations and the specific information of the Report on Corporate Governance and Ownership Structure are consistent with the consolidated financial statements of Reply Group as at December 31, 2015.

Turin, March 30, 2016

Reconta Ernst & Young S.p.A.

Signed by: Luigi Conti, partner

This report has been translated into the English language solely for the convenience of international readers.

FINANCIAL STATEMENTS AS AT 31 DECEMBER 2015

INCOME STATEMENT (*)

(EUROS)	NOTE	2015	2014
Revenue	5	326,911,581	291,648,905
Other income	6	6,120,821	6,659,301
Purchases	7	(8,741,850)	(4,982,858)
Personnel	8	(17,994,188)	(17,702,836)
Services and other costs	9	(304,748,471)	(276,839,606)
Amortization, depreciation and write-downs	10	(471,681)	(671,513)
Other unusual operating income/(expenses)	11	(3,750,000)	(2,988,997)
Operating income		(2,673,788)	(4,877,604)
Gain/(loss) on equity investments	12	37,937,457	27,491,426
Financial income/(expenses)	13	3,407,322	2,526,409
Income before taxes		38,670,992	25,140,231
Income taxes	14	(1,756,577)	(1,208,521)
Net income		36,914,414	23,931,709
<i>Net income per share</i>	15	3,95	2,56
<i>Diluted net income per share</i>	15	3,95	2,56

⁽¹⁾ Pursuant to Consob Regulation No. 15519 of 27 July 2006, the effects of related-party transactions on the Income Statement are reported in the annexed Tables and further described in Note 34.

STATEMENT OF COMPREHENSIVE INCOME

(EUROS)	NOTE	31/12/2015	31/12/2014
Profit of the period (A)		36,914,414	23,931,709
Other comprehensive income that will not be reclassified subsequently to profit or loss			
Actuarial gains/(losses) from employee benefit plans	26	17,617	(33,636)
Total Other comprehensive income that will not be reclassified subsequently to profit or loss, net of tax (B1):		17,617	(33,636)
Other comprehensive income that may be reclassified subsequently to profit or loss:			
Gains/(losses) on cash flow hedges	26	3,612	119,974
Total Other comprehensive income that may be reclassified subsequently to profit or loss, net of tax (B2):		3,612	119,974
Total other comprehensive income, net of tax (B) = (B1) + (B2):		21,229	86,338
Total comprehensive income (A)+(B)		36,935,643	24,018,047

STATEMENT OF FINANCIAL POSITION (*)

(EUROS)	NOTE	31/12/2015	31/12/2014
Tangible assets	16	764,619	1,095,038
Goodwill	17	86,765	86,765
Other intangible assets	18	1,498,954	866,734
Equity investments available for sale	19	133,595,730	130,081,311
Other financial assets	20	52,112,144	42,486,824
Deferred tax assets	21	1,234,807	1,521,880
Non-current assets		189,293,019	176,138,552
Trade receivables	22	259,856,229	221,291,693
Other receivables and current assets	23	33,158,420	31,666,601
Financial assets	24	58,522,084	50,808,755
Cash and cash equivalents	25	55,745,286	40,913,939
Current assets		407,282,018	344,680,988
TOTAL ASSETS		596,575,038	520,819,540
Share Capital		4,863,486	4,863,486
Other reserves		151,128,813	135,140,323
Net income		36,914,414	23,931,709
SHAREHOLDERS' EQUITY	26	192,906,713	163,935,517
Due to minority shareholders	27	4,468,788	3,686,707
Financial liabilities	28	32,605,828	29,668,015
Employee benefits	29	416,302	435,868
Deferred tax liabilities	30	1,105,248	911,232
Provisions	33	7,398,000	3,921,700
Non-current liabilities		45,994,165	38,623,522
Financial liabilities	28	86,803,962	69,873,787
Trade payables	31	252,342,479	222,959,775
Other current liabilities	32	16,501,719	23,360,939
Provisions	33	2,026,000	2,066,000
Current liabilities		357,674,160	318,260,501
TOTAL LIABILITIES		403,668,324	356,884,023
TOTAL LIABILITIES AND SHAREHOLDERS' EQUITY		596,575,038	520,819,540

(*) Pursuant to Consob Regulation No. 15519 of 27 July 2006, the effects of related-party transactions on the Statement of Financial Position are reported in the annexed Tables and further described in Note 34.

STATEMENT OF CHANGES IN EQUITY

(EUROS)	SHARE CAPITAL	TREASURY SHARES	CAPITAL RESERVES	EARNING RESERVES	CASH FLOW HEDGE RESERVE	RESERVE FOR ACTUARIAL GAINS/(LOSSES)	TOTAL
Balance at 1 January 2014	4,840,086	(9,127)	58,246,746	82,527,838	(123,586)	21,555	145,503,511
Share capital increase	23,400	-	936,855	-	-	-	960,255
Dividends distributed	-	-	-	(6,546,295)	-	-	(6,546,295)
Total profit	-	-	-	23,931,709	119,974	(33,636)	24,018,047
Balance at 31 December 2014	4,863,486	(9,127)	59,183,600	99,913,252	(3,612)	(12,081)	163,935,518

(EUROS)	SHARE CAPITAL	TREASURY SHARES	CAPITAL RESERVES	EARNING RESERVES	CASH FLOW HEDGE RESERVE	RESERVE FOR ACTUARIAL GAINS/(LOSSES)	TOTAL
Balance at 1 January 2015	4,863,486	(9,127)	59,183,600	99,913,252	(3,612)	(12,081)	163,935,518
Dividends distributed	-	-	-	(7,949,073)	-	-	(7,949,073)
Change in treasury shares	-	(15,375)	20,000,000	(20,000,000)	-	-	(15,375)
Total profit	-	-	-	36,914,414	3,612	17,617	36,935,643
Balance at 31 December 2015	4,863,486	(24,502)	79,183,600	108,878,593	-	5,536	192,906,714

Financial Statement as at 31 December 2015

STATEMENT OF CASH FLOWS

(EUROS)	31/12/2015	31/12/2014
Result	36,914,414	23,931,709
Income taxes	1,756,577	(1,208,521)
Amortization and depreciation	471,681	671,513
Other non-monetary expenses/(income)	(747,557)	7,059,460
Change in trade receivables	(38,564,536)	(24,387,545)
Change in trade payables	29,382,704	27,857,564
Change in other assets and liabilities	(4,034,321)	4,039,635
Income tax paid	(1,208,521)	624,358
Interest paid	(966,951)	(1,476,674)
Net cash flows from operating activities (A)	23,003,490	37,111,500
Payments for tangible and intangible assets	(773,483)	(1,132,961)
Payments for financial assets	(9,625,320)	(10,123,234)
Payments for the acquisition of subsidiaries net of cash acquired	(1,984,781)	(11,922,922)
Net cash flows from investment activities (B)	(12,383,583)	(23,179,117)
Shares issued	-	960,255
Dividends paid	(7,949,073)	(6,546,295)
In payments from treasury shares	28,418,972	15,540,266
Payment of instalments	(21,291,041)	(16,206,083)
Other changes	5,854	86,337
Net cash flows from financing activities (C)	(815,287)	(6,165,520)
Net cash flows (D) = (A+B+C)	9,804,619	7,766,862
Cash and cash equivalents at the beginning of period	28,133,468	20,366,606
Cash and cash equivalents at period end	37,938,088	28,133,468
Total change in cash and cash equivalents (D)	9,804,619	7,766,862

DETAIL OF CASH AND CASH EQUIVALENTS

(EUROS)	31/12/2015	31/12/2014
Cash and cash equivalents at beginning of period:	28,133,468	20,366,606
Cash and cash equivalents	40,913,939	28,321,938
Other	959,512	669,342
Transaction accounts - surplus	49,849,243	42,873,980
Transaction accounts - overdraft	(26,868,340)	(19,562,205)
Bank overdrafts	(36,720,886)	(31,936,449)
Cash and cash equivalents at the end of the year:	37,938,088	28,133,468
Cash and cash equivalents	55,745,286	40,913,939
Other	743,560	959,512
Transaction accounts - surplus	57,778,523	49,849,243
Transaction accounts - overdraft	(41,140,870)	(26,868,340)
Bank overdrafts	(35,188,412)	(36,720,886)

NOTES TO THE FINANCIAL STATEMENTS

GENERAL INFORMATION	NOTE 1	General information
	NOTE 2	Accounting principles
	NOTE 3	Financial risk management
	NOTE 4	Other
INCOME STATEMENT	NOTE 5	Revenues
	NOTE 6	Other revenues
	NOTE 7	Purchases
	NOTE 8	Personnel
	NOTE 9	Services and other costs
	NOTE 10	Amortization, depreciation and write-downs
	NOTE 11	Other unusual operating income/(expenses)
	NOTE 12	Result of equity investments
	NOTE 13	Financial income/(expenses)
	NOTE 14	Income taxes
	NOTE 15	Earnings per share
FINANCIAL POSITION- ASSETS	NOTE 16	Tangible assets
	NOTE 17	Goodwill
	NOTE 18	Other intangible assets
	NOTE 19	Equity Investments
	NOTE 20	Non current financial assets
	NOTE 21	Deferred tax assets
	NOTE 22	Trade receivables
	NOTE 23	Other receivables and current assets
	NOTE 24	Current financial assets
	NOTE 25	Cash and cash equivalents
FINANCIAL POSITION- LIABILITIES AND SHAREHOLDERS' EQUITY	NOTE 26	Shareholders' equity
	NOTE 27	Payables to minority shareholders
	NOTE 28	Financial liabilities
	NOTE 29	Employee benefits
	NOTE 30	Deferred tax liabilities
	NOTE 31	Trade payables
	NOTE 32	Other current liabilities
	NOTE 33	Provisions
OTHER INFORMATION	NOTE 34	Transactions with related parties
	NOTE 35	Additional disclosures to financial instruments and risk management policies
	NOTE 36	Significant non-recurring transactions
	NOTE 37	Transactions resulting from unusual and/or abnormal operations
	NOTE 38	Guarantees, commitments and contingent liabilities
OTHER INFORMATION	NOTE 39	Emoluments to Directors, Statutory Auditors and Directors with Key responsibilities
	NOTE 40	Events subsequent to 31 December 2015
	NOTE 41	Approval of the financial statements and authorization for publication

NOTE 1 - GENERAL INFORMATION

Reply [MTA, STAR: REY] is specialized in the implementation of solutions based on new communication and digital media. Reply, consisting of a network of specialized companies, assists important European industries belonging to Telco & Media, Manufacturing & Retail, Bank & Insurances and Public Administration sectors, in defining and developing new business models utilizing Big Data, Cloud Computing, CRM, Mobile, Social Media and Internet of Things paradigms. Reply's services include: consulting, system integration, application management and Business Process Outsourcing. (www.reply.eu).

The company mainly carries out the operational coordination and technical management of the group and also the administration, financial assistance and some purchase and marketing activities. Reply also manages business relations for some of its main clients.

NOTE 2 - ACCOUNTING PRINCIPLES AND BASIS OF CONSOLIDATION

COMPLIANCE WITH INTERNATIONAL ACCOUNTING PRINCIPLES

The 2015 Financial Statements have been prepared in accordance with International Financial Reporting Standards ("IFRS") issued by the International Accounting Standards Board ("IASB") and endorsed by the European Union, and with the provisions implementing Article 9 of Legislative Decree No. 38/2005.

The designation "IFRS" also includes all valid International Accounting Standards ("IAS"), as well as all interpretations of the International Financial Reporting Interpretations Committee ("IFRIC"), formerly the Standing Interpretations Committee ("SIC").

In compliance with European Regulation No. 1606 of 19 July 2002, beginning in 2005, the Reply Group adopted the International Financial Reporting Standards ("IFRS") for the preparation of its Consolidated Financial Statements. On the basis of national legislation implementing the aforementioned Regulation, those accounting standards were also used to prepare the separate Financial Statements of the Parent Company, Reply S.p.A., for the first time for the year ended 31 December 2006.

It is hereby specified that the accounting standards applied conform to those adopted for the preparation of the initial Statement of Assets and Liabilities as at 1 January 2005 according to the IFRS, as well as for the 2005 Income Statement and the Statement of Assets and Liabilities

as at 31 December 2005, as re-presented according to the IFRS and published in the special section of these Financial Statements.

GENERAL PRINCIPLES

The Financial Statements were prepared under the historical cost convention, modified as required for the measurement of certain financial instruments. The criterion of fair value was adopted as defined by IAS 39.

The consolidated Financial Statements have been prepared on the going concern assumption. In this respect, despite operating in a difficult economic and financial environment, the Group's assessment is that no material uncertainties (as defined in paragraph 25 of IAS 1) exist relative to its ability to continue as a going concern.

These Financial Statements are expressed in Euros and are compared to the Financial Statements of the previous year prepared in accordance with the same principles.

These Financial Statements have been drawn up under the general principles of continuity, accrual based accounting, coherent presentation, relevancy and aggregation, prohibition of compensation and comparability of information.

The fiscal year consists of a twelve (12) month period and closes on the 31 December each year.

FINANCIAL STATEMENTS

The Financial Statements include statement of income, statement of comprehensive income, statement of financial position, statement of changes in shareholders' equity, statement of cash flows and the explanatory notes.

The income statement format adopted by the company classifies costs according to their nature, which is deemed to properly represent the company's business.

The Statement of financial position is prepared according to the distinction between current and non-current assets and liabilities. The statement of cash flows is presented using the indirect method.

The most significant items are disclosed in a specific note in which details related to the composition and changes compared to the previous year are provided.

It is further noted that, to comply with the indications provided by Consob Resolution No. 15519 of 27 July 2006 "Provisions as to the format of Financial Statements", in addition to mandatory tables, specific supplementary Income Statement and Balance Sheet formats have been added that report significant amounts of positions or transactions with related parties indicated separately from their respective items of reference.

TANGIBLE ASSETS

Tangible fixed assets are stated at cost, net of accumulated depreciation and impairment losses. Goods made up of components, of significant value, that have different useful lives are considered separately when determining depreciation.

In compliance with IAS 36 – Impairment of assets, the carrying value is immediately remeasured to the recoverable value, if lower.

Depreciation is charged so as to write off the cost or valuation of assets, over their estimated useful lives, using the straight-line method, on the following bases:

Equipment	30%
Plant and machinery	40%
Hardware	40%
Furniture and fittings	24%

Ordinary maintenance costs are fully expensed as incurred. Incremental maintenance costs are allocated to the asset to which they refer and depreciated over their residual useful lives.

Improvement expenditures on rented property are allocated to the related assets and depreciated over the shorter between the duration of the rent contract or the residual useful lives of the relevant assets.

The gain or loss arising on the disposal or retirement of an asset is determined as the difference between the sales proceeds and the carrying amount of the asset and is recognized in income.

GOODWILL

Goodwill is an intangible asset with an indefinite life, deriving from business combinations recognized using the purchase method, and is recorded to reflect the positive difference between purchase cost and the Company's interest at the time of acquisition of the fair value of the assets, liabilities and identifiable contingent liabilities attributable to the subsidiary.

Goodwill is not amortized, but is tested for impairment annually or more frequently if specific events or changes in circumstances indicate that it might be impaired. After initial recognition, goodwill is measured at cost less any accumulated impairment losses.

Impairment losses are recognized immediately as expenses that cannot be recovered in the future. Goodwill deriving from acquisitions made prior to the transition date to IFRS are maintained at amounts recognized under Italian GAAP at the time of application of such standards and are subject to impairment tests at such date.

OTHER INTANGIBLE ASSETS

Intangible fixed assets are those lacking an identifiable physical aspect, are controlled by the company and are capable of generating future economic benefits.

Other purchased and internally-generated intangible assets are recognized as assets in accordance with IAS 38 – Intangible Assets, where it is probable that the use of the asset will generate future economic benefits and where the costs of the asset can be determined reliably. Such assets are measured at purchase or manufacturing cost and amortized on a straight-line basis over their estimated useful lives, if these assets have finite useful lives.

Other intangible assets acquired as part of an acquisition of a business are capitalized separately from goodwill if their fair value can be measured reliably.

In case of intangible fixed assets purchased for which availability for use and relevant payments are deferred beyond normal terms, the purchase value and the relevant liabilities are discounted by recording the implicit financial charges in their original price.

Expenditure on research activities is recognized as an expense in the period in which it is incurred.

Development costs can be capitalized on condition that they can be measured reliably and that evidence is provided that the asset will generate future economic benefits.

An internally-generated intangible asset arising from the company's e-business development (such as informatics solutions) is recognized only if all of the following conditions are met:

- An asset is created that can be identified (such as software and new processes);
- It is probable that the asset created will generate future economic benefits;
- The development cost of the asset can be measured reliably.

These assets are amortized when launched or when available for use. Until then, and on condition that the above terms are respected, such assets are recognized as construction in progress. Amortization is determined on a straight line basis over the relevant useful lives.

When an internally-generated intangible asset cannot be recorded at balance sheet, development costs are recognized to the statement of income in the period in which they are incurred.

INTANGIBLE ASSETS WITH INDEFINITE USEFUL LIFE

Intangible assets with indefinite useful lives consist principally of acquired trademarks which have no legal, contractual, competitive, economic, or other factors that limit their useful lives. Intangible assets with indefinite useful lives are not amortized, as provided by IAS 36, but are tested for impairment annually or more frequently whenever there is an indication that the asset may be impaired. Any impairment losses are not subject to subsequent reversals.

IMPAIRMENT

At each balance sheet date, the Company reviews the carrying amounts of its tangible and intangible assets to determine whether there is any indication that those assets have suffered an impairment loss. If any such indication exists, the recoverable amount of the asset is estimated in order to determine the extent of the impairment loss (if any). Where it is not possible to estimate the recoverable amount of an individual asset, the Company estimates the recoverable amount of the cash-generating unit to which the asset belongs.

An intangible asset with an indefinite useful life is tested for impairment annually or more frequently, whenever there is an indication that the asset may be impaired.

The recoverable amount of an asset is the higher of fair value less disposal costs and its value in use. In assessing its value in use, the pre-tax estimated future cash flows are discounted to their present value using a pre-tax discount rate that reflects current market assessments of the time value of money and the risks specific to the asset. Its value in use is determined net of tax in that this method produces values largely equivalent to those obtained by discounting cash flows net of tax at a pre-tax discount rate derived, through an iteration, from the result of the post-tax assessment. The assessment is carried out for the individual asset or for the smallest identifiable group of cash generating assets deriving from ongoing use, (the so-called Cash generating unit). With reference to goodwill, Management assesses return on investment with reference to the smallest cash generating unit including goodwill.

If the recoverable amount of an asset (or cash-generating unit) is estimated to be less than its carrying amount, the carrying amount of the asset is reduced to its recoverable amount. Impairment losses are recognized as an expense immediately. When the recognition value of the Cash generating unit, inclusive of goodwill, is higher than the recoverable value, the difference is subject to impairment and attributable firstly to goodwill; any exceeding difference is attributed on a pro-quota basis to the assets of the Cash generating unit.

Where an impairment loss subsequently reverses, the carrying amount of the asset, (or cash-generating unit), with the exception of goodwill, is increased to the revised estimate

of its recoverable amount, but so that the increased carrying amount that would have been determined had no impairment loss been recognized for the asset. A reversal of an impairment loss is recognized as income immediately, unless the relevant asset is carried at a revalued amount, in which case the reversal of the impairment loss is treated as a revaluation increase.

EQUITY INVESTMENTS

Investments in subsidiaries and associated companies are valued using the cost method. As implementation of such method, they are subject to an impairment test if there is any objective evidence that these investments have been impaired, due to one or more events that occurred after the initial measurement if such events have had an impact on future cash flows, thus inhibiting the distribution of dividends. Such evidence exists when the subsidiary's and associate's operating margins are repetitively and significantly negative. If such is the case, impairment is recognized as the difference between the carrying value and the recoverable value, normally determined on the basis of fair value less disposal costs.

At each reporting period, the Company assesses whether there is objective evidence that a write-down due to impairment of an equity investment recognized in previous periods may be reduced or derecognized. Such evidence exists when the subsidiary's and associate's operating margins are repetitively and significantly positive. In this case, the recoverable value is re-measured and eventually the investment is restated at initial cost.

Equity investments in other companies, comprising non-current financial assets not held for trading, are measured at fair value, if it can be determined. Any subsequent gains and losses resulting from changes in fair value are recognized directly in Shareholders' equity until the investment is sold or impaired; the total recognized in equity up to that date are recognized in the Income Statement for the period.

Minor investments in other companies for which fair value is not available are measured at cost, and adjusted for any impairment losses.

Dividends are recognized as financial income from investments when the right to collect them is established, which generally coincides with the shareholders' resolution. If such dividends arise from the distribution of reserves prior to the acquisition, these dividends reduce the initial acquisition cost.

CURRENT AND NON-CURRENT FINANCIAL ASSETS

Financial assets are recognized on the Company's balance sheet when the Company becomes a party to the contractual provisions of the instrument.

Investments are recognized and written-off the balance sheet on a trade-date basis and are initially measured at cost, including transaction costs.

At subsequent reporting dates, financial assets that the Company has the expressed intention and ability to hold to maturity (held-to-maturity securities) are measured at amortized cost according to the effective interest rate method, less any impairment loss recognized to reflect irrecoverable amounts, and are classified among non-current financial assets.

Investments other than held-to maturity securities are classified as either held-for-trading or available-for-sale, and are measured at subsequent reporting dates at fair value. Where financial assets are held for trading purposes, gains and losses arising from changes in fair value are included in the net profit or loss for the period. For available-for-sale investments, gains and losses arising from changes in fair value are recognized directly in equity, until the security is disposed of or is determined to be impaired, at which time the cumulative gain or loss previously recognized in equity is included in the net profit or loss for the period. This item is stated in the current financial assets.

TRANSFER OF FINANCIAL ASSETS

The Company derecognizes financial assets from its Financial Statements when, and only when, the contractual rights to the cash flows deriving from the assets expire or the Company transfers the financial asset. In the case of transfer of the financial asset:

- If the entity substantially transfers all of the risks and benefits of ownership associated with the financial asset, the Company derecognizes the financial asset from the Financial Statements and recognizes separately as assets or liabilities any rights or obligations originated or maintained through the transfer;
- If the Company maintains substantially all of the risks and benefits of ownership associated with the financial assets, it continues to recognize it;
- If the Company does not transfer or maintain substantially all of the risks and benefits of ownership associated with the financial asset, it determines whether or not it has maintained control of the financial asset. In this case:
 - › If the Company has not maintained control, it derecognizes the financial asset from its Financial Statements and recognizes separately as assets or liabilities any rights or

obligations originated or maintained through the transfer;

- › If the Company has maintained control, it continues to recognize the financial asset to the extent of its residual involvement with such financial asset.

At the time of removal of financial assets from the balance sheet, the difference between the carrying value of assets and the fees received or receivable for the transfer of the asset is recognized in the income statement.

TRADE PAYABLES AND RECEIVABLES AND OTHER CURRENT ASSETS AND LIABILITIES

Trade payables and receivables and other current assets and liabilities are measured at nominal value and eventually written down to reflect their recoverable amount.

Write-downs are determined to the extent of the difference of the carrying value of the receivables and the present value of the estimated future cash flows.

Receivables and payables denominated in non EMU currencies are stated at the exchange rate at period end provided by the European Central Bank.

CASH AND CASH EQUIVALENTS

The item cash and cash equivalents includes cash, banks and reimbursable deposits on demand and other short term financial investments readily convertible in cash and are not subject to significant risks in terms of change in value.

TREASURY SHARES

Treasury shares are presented as a deduction from equity. All gains and losses from the sale of treasury shares are recorded in a special Shareholders' equity reserve.

FINANCIAL LIABILITIES AND EQUITY INVESTMENTS

Financial liabilities and equity instruments issued by the Company are presented according to their substance arising from their contractual obligations and in accordance with the definitions of financial liabilities and equity instruments. The latter are defined as those contractual obligations that give the right to benefit in the residual interests of the Company's assets after having deducted its liabilities.

The accounting standards adopted for specific financial liabilities or equity instruments are outlined below:

- Bank borrowings

Interest-bearing bank loans and overdrafts are recorded at the proceeds received, net of direct issue costs and subsequently stated at its amortized cost, using the prevailing market

interest rate method.

- Equity instruments

Equity instruments issued by the Group are stated at the proceeds received, net of direct issuance costs.

- Non current financial liabilities

Liabilities are stated according to the amortization cost.

DERIVATIVE FINANCIAL INSTRUMENTS AND OTHER HEDGING TRANSACTIONS

The Company's activities are primarily subject to financial risks associated with fluctuations in interest rates. Such interest rate risks arise from bank borrowings; In order to hedge such risks the Company's policy consists of converting fluctuating rate liabilities in constant rate liabilities and treating them as cash flow hedges. The use of such instruments is disciplined by written procedures in line with the Company risk strategies that do not contemplate derivative financial instruments for trading purposes.

In accordance with IAS 39, derivative financial instruments qualify for hedge accounting only when at the inception of the hedge there is formal designation and sufficient documentation that the hedge is highly effective and that its effectiveness can be reliably measured. The hedge must be highly effective throughout the different financial reporting periods for which it was designated.

All derivative financial instruments are measured in accordance with IAS 39 at fair value. Changes in the fair value of derivative financial instruments that are designated and effective as hedges of future cash flows relating to Company commitments and forecasted transactions are recognized directly in Shareholder's equity, while the ineffective portion is immediately recorded in the Income Statement. If the hedged company commitment or forecasted transaction results in the recognition of an asset or liability, then, at the time the asset or liability is recognized, associated gains or losses on the derivative that had previously been recognized in equity are included in the initial measurement of the asset or liability.

For hedges that do not result in the recognition of an asset or a liability, amounts deferred in equity are recognized in the income statement in the same period in which the hedge commitment or forecasted transaction affects net profit or loss, for example, when the future sale actually occurs.

For effective hedging against a change in fair value, the hedged item is adjusted by the changes in fair value attributable to the risk hedged with a balancing entry in the Income

Statement. Gains and losses arising from the measurement of the derivative are also recognized at the income statement.

Changes in the fair value of derivative financial instruments that no longer qualify as hedge accounting are recognized in the Income Statement of the period in which they arise.

Hedge accounting is discontinued when the hedging instrument expires or is sold, terminated, or exercised or no longer qualifies for hedge accounting. At that time, any cumulative gain or loss on the hedging instrument recognized in equity is retained in equity until the forecasted transaction is no longer expected to occur; the net cumulative gain or loss recognized in equity is transferred to the net profit or loss for the period.

Embedded derivatives included in other financial instruments or in other contractual obligations are treated as separate derivatives, when their risks and characteristics are not closely related to those of the financial instrument that houses them and the latter are not measured at fair value with recognition of the relative gains and losses in the Income Statement.

EMPLOYEE BENEFITS

The scheme underlying the employee severance indemnity of the Italian Group companies (the TFR) was classified as a defined benefit plan up until 31 December 2006. The legislation regarding this scheme was amended by Law No. 296 of 27 December 2006 (the “2007 Finance Law”) and subsequent decrees and regulations issued in the first part of 2007. In view of these changes, and with specific reference to those regarding companies with at least 50 employees, this scheme only continues to be classified as a defined benefit plan in the Financial Statements for those benefits accruing up to 31 December 2006 (and not yet settled by the balance sheet date), while after that date the scheme is classified as a defined contribution plan.

Employee termination indemnities (“TFR”) are classified as a “post-employment benefit”, falling under the category of a “defined benefit plan”; the amount already accrued must be projected in order to estimate the payable amount at the time of employee termination and subsequently be discounted through the “projected unit credit method”, an actuarial method based on demographic and finance data that allows the reasonable estimate of the extent of benefits that each employee has matured in relation to the time worked. Through actuarial measurement, interest cost is recognized as financial gains or losses and represents the figurative expenditure that the Company would bear by securing a market loan for an amount corresponding to the Employee Termination Indemnities (“TFR”).

Actuarial income and losses that reflect the effects resulting from changes in the actuarial assumptions used are directly recognized in Shareholders' equity.

SHARE-BASED PAYMENT PLANS

The Company has applied the standard set out by IFRS 2 "Share-based payment". Share-based payments are measured at fair value at granting date. Such amount is recognized in the Income Statement, with a balancing entry in Shareholders' equity, on a straight-line basis and over the (vesting period). The fair value of the option, measured at the granting date, is assessed through actuarial calculations, taking into account the terms and conditions of the options granted.

The stock options resolved in the previous financial years have been exercised and therefore the Company does not have existing stock option plans.

PROVISIONS AND RESERVES FOR RISKS

Provisions for risks and liabilities are costs and liabilities having an established nature and the existence of which is certain or probable that at the reporting date the amount cannot be determined or the occurrence of which is uncertain. Such provisions are recognized when a commitment actually exists arising from past events of legal or contractual nature or arising from statements or company conduct that determine valid expectations from the persons involved (implicit obligations).

Provisions are recognized when the Company has a present commitment arising from a past event and it is probable that it will be required to fulfil the commitment. Provisions are accrued at the best estimate of the expenditure required to settle the liability at the balance sheet date, and are discounted when the effect is significant.

REVENUE RECOGNITION

Revenue is recognized if it is probable that the economic benefits associated with the transaction will flow to the Company and the revenue can be measured reliably.

Revenue from sales and services is recognized when the transfer of all the risks and benefits arising from the passage of title takes place or upon execution of a service.

Revenues from services include the activities the Company carries out directly with respect to some of its major clients in relation to their businesses. These activities are also carried out in exchange for services provided by other Group companies, and the costs for such services are recognized as Services and other costs. Revenues from sales of products are recognized when the risks and rewards of ownership of goods are transferred to the customer. Revenues are recorded net of discounts, allowances, settlement discounts and rebates and charged against profit for the period in which the corresponding sales are recognized.

Interest income is accrued on a time basis, by reference to the principal outstanding and at the effective interest rate applicable that represents the discounted interest rate of the future estimated proceeds estimated over the expected life of the financial asset in order to bring them to the accounting value of the same asset.

Dividends from investments is recognized when the shareholders' rights to receive payment has been established.

FINANCIAL INCOME AND EXPENSES

Financial income and expenses are recognized and measured in the income statement on an accrual basis.

TAXATION

Income tax represents the sum of the tax currently payable and deferred tax.

The tax currently payable is based on taxable profit for the year. Taxable profit defers from the profit as reported in the income statement because it excludes items of income or expense that are taxable or deductible in other years and it further excludes items that are never taxable or deductible.

Current income tax is entered for each individual company based on an estimate of taxable income in compliance with existing legislation and tax rates or as substantially approved at the period closing date in each country, considering applicable exemptions and tax credit.

Deferred tax is the tax expected to be payable or recoverable on differences between the carrying amount of assets and liabilities in the Financial Statements and the corresponding tax basis used in the computation of taxable profit, and is accounted for using the balance sheet liability method. Deferred tax liabilities are generally recognized for all taxable temporary differences and tax assets are recognized to the extent that it is probable that taxable profits will be available against which deductible temporary differences can be utilized. Such assets and liabilities are not recognized if the temporary difference arises from goodwill or from the initial recognition (other than in a business combination) of other assets and liabilities in a transaction that affects neither the tax profit nor the accounting profit.

Deferred tax liabilities are recognized for taxable temporary differences arising on investments in subsidiaries and associates and interests arising in joint ventures, except where the Group is able to control the reversal of the temporary difference and it is probable that the temporary difference will not reverse in the foreseeable future.

The carrying amount of deferred tax assets is reviewed at each balance sheet date and reduced to the extent that it is no longer probable that sufficient taxable profit will be available to allow all or part of the asset to be recovered.

Deferred tax is calculated at the tax rates that are expected to apply to the period when the liability is settled or the asset realized. Deferred tax is charged or credited in the income statement, except when it relates to items charged or credited directly to equity, in which case the deferred tax is also dealt with in equity.

Deferred tax assets and liabilities are offset when they relate to income taxes levied by the same taxation authority and the Company intends to settle its current tax assets and liabilities on a net basis.

In the event of changes to the accounting value of deferred tax assets and liabilities deriving from a change in the applicable tax rates and relevant legislation, the resulting deferred tax amount is entered in income statement, unless it refers to debited or credited amounts previously recognized to Shareholders' equity.

EARNINGS PER SHARE

Basic earnings per share is calculated with reference to the profit for the period of the Group

and the weighted average number of shares outstanding during the year. Treasury shares are excluded from this calculation.

Diluted earnings per share is determined by adjusting the basic earnings per share to take account of the theoretical conversion of all potential shares, being all financial instruments that are potentially convertible into ordinary shares, with diluting effect.

USE OF ESTIMATIONS

The preparation of the Financial Statements and relative notes under IFRS requires that management makes estimates and assumptions that have effect on the measurement of assets and liabilities and on disclosures related to contingent assets and liabilities at the reporting date. The actual results could differ from such estimates. Estimates are used to accrue provisions for risks on receivables, to measure development costs, to measure contract work in progress, employee benefits, income taxes and other provisions. The estimations and assumptions are reviewed periodically and the effects of any changes are recognized immediately in income.

CHANGES IN ESTIMATIONS AND RECLASSIFICATIONS

There were no changes of estimates or reclassifications during the 2015 reporting period.

ACCOUNTING PRINCIPLES, AMENDMENTS AND INTERPRETATIONS ADOPTED FROM 1 JANUARY 2015

Amendments to IAS 19 Defined Benefit Plans: Employee Contributions

IAS 19 requires an entity to consider contributions from employees or third parties when accounting for defined benefit plans. Where the contributions are linked to service, they should be attributed to periods of service as a negative benefit. These amendments clarify that, if the amount of the contributions is independent of the number of years of service, an entity is permitted to recognize such contributions as a reduction in the service cost in the period in which the service is rendered, instead of allocating the contributions to the periods of service. This amendment is effective for annual periods beginning on or after 1 July 2014. This amendment is not relevant to the Company, since hasn't defined benefit plans with contributions from employees or third parties.

IFRIC 21 Levies

IFRIC 21 is effective for annual periods beginning on or after 1 January 2014 and is applied retrospectively. It is applicable to all levies imposed by governments under legislation, other than outflows that are within the scope of other standards (e.g., IAS 12 Income Taxes) and fines or other penalties for breaches of legislation.

The interpretation clarifies that an entity recognizes a liability for a levy no earlier than when the activity that triggers payment, as identified by the relevant legislation, occurs. It also clarifies that a levy liability is accrued progressively only if the activity that triggers payment occurs over a period of time, in accordance with the relevant legislation. For a levy that is triggered upon reaching a minimum threshold, no liability is recognized before the specified minimum threshold is reached. The interpretation requires these same principles to be applied in interim financial statements.

This amendment is effective for annual periods beginning on or after 1 July 2014, and it is not relevant to the Company.

Annual improvements to IFRS- cycle 2010-2012

These improvements have been in force since July 1, 2014 and the Company has applied them for the first time in these interim consolidated financial statements. The improvements are related to a series of amendments to IFRS in response to eight topics discussed during the cycle from 2010 to 2012. They relate largely to clarification, and their adoption had no material impact on the interim consolidated financial statements.

Annual improvements to IFRS- cycle 2011-2013

These improvements have been in force since July 1, 2014 and the Company has applied them for the first time in these interim consolidated financial statements. The improvements are related to a series of amendments to IFRS, in response to four topics discussed during the cycle from 2011 to 2013. They relate largely to clarification, and their adoption had no material impact on the interim consolidated financial statements.

Standards issued but not yet effective

The standards and interpretations that are issued, but not yet effective, up to the date of issuance of the Reply's financial statements are disclosed below. The Company intends to adopt these standards, if applicable, when they become effective.

IFRS 9 Financial Instruments

In July 2014, the IASB issued the final version of IFRS 9 Financial Instruments that replaces IAS 39 Financial Instruments: Recognition and Measurement and all previous versions of IFRS 9. IFRS 9 brings together all three aspects of the accounting for financial instruments project: classification and measurement, impairment and hedge accounting. IFRS 9 is effective for annual periods beginning on or after 1 January 2018, with early application permitted. Except for hedge accounting, retrospective application is required but providing comparative information is not compulsory. For hedge accounting, the requirements are generally applied prospectively, with some limited exceptions. The Company plans to adopt the new standard on the required effective date. Overall, the Company expects no significant impact on its balance sheet and equity. The Company will assess possible changes related to the accounting for the time value of options, forward points or the currency basis spread in more detail in the future.

IFRS 15 Revenue from Contracts with Customers

IFRS 15 was issued in May 2014 and establishes a five-step model to account for revenue arising from contracts with customers. Under IFRS 15, revenue is recognized at an amount that reflects the consideration to which an entity expects to be entitled in exchange for transferring goods or services to a customer.

The new revenue standard will supersede all current revenue recognition requirements under IFRS. Either a full retrospective application or a modified retrospective application is required for annual periods beginning on or after 1 January 2018. Early adoption is permitted. The Company plans to adopt the new standard on the required effective date using the full retrospective method. Preliminary evaluation of the effects of IFRS 15 is currently in progress.

Amendments to IFRS 11 Joint Arrangements: Accounting for Acquisitions of Interests

The amendments to IFRS 11 mainly require that a joint operator accounting for the acquisition of an interest in a joint operation, in which the activity of the joint operation constitutes a business, must apply the relevant IFRS 3 principles for business combinations accounting.

The amendments prospectively effective for annual periods beginning on or after 1 January 2016, with early adoption permitted. These amendments are not expected to have any impact on the Company.

Amendments to IAS 16 and IAS 38: Clarification of Acceptable Methods of Depreciation and Amortization

The amendments clarify the principle in IAS 16 and IAS 38 that revenue reflects a pattern of economic benefits that are generated from operating a business (of which the asset is part) rather than the economic benefits that are consumed through use of the asset. As a result, a revenue-based method cannot be used to depreciate property, plant and equipment and may only be used in very limited circumstances to amortize intangible assets. The amendments are effective prospectively for annual periods beginning on or after 1 January 2016, with early adoption permitted. These amendments are not expected to have any impact to the Company given that Reply has not used a revenue-based method to depreciate its non-current assets.

Amendments to IAS 27: Equity Method in Separate Financial Statements

The amendments will allow entities to use the equity method to account for investments in subsidiaries, joint ventures and associates in their separate financial statements. Entities already applying IFRS and electing to change to the equity method in its separate financial statements will have to apply that change retrospectively.

For first-time adopters of IFRS electing to use the equity method in its separate financial statements, they will be required to apply this method from the date of transition to IFRS. The amendments are effective for annual periods beginning on or after 1 January 2016, with early adoption permitted. These amendments will not have any impact on the Company's financial statements.

Amendments to IFRS 10 and IAS 28: Sale or Contribution of Assets between an Investor and its Associate or Joint Venture

The amendments address the conflict between IFRS 10 and IAS 28 in dealing with the loss of control of a subsidiary that is sold or contributed to an associate or joint venture. The amendments clarify that the gain or loss resulting from the sale or contribution of assets that constitute a business, as defined in IFRS 3, between an investor and its associate or joint venture, is recognized in full. Any gain or loss resulting from the sale or contribution of assets that do not constitute a business, however, is recognized only to the extent of unrelated investors' interests in the associate or joint venture. These amendments must be applied prospectively and are effective for annual periods beginning on or after 1 January 2016, with early adoption permitted. These amendments are not expected to have any impact on the Company.

Annual Improvements 2012-2014 Cycle

These improvements are effective for annual periods beginning on or after 1 January 2016, and no impact on the Company is expected.

Amendments to IAS 1 Disclosure Initiative

The amendments to IAS 1 Presentation of Financial Statements are effective for annual periods beginning on or after 1 January 2016, and no impact is expected on the Company.

Amendments to IFRS 10, IFRS 12 and IAS 28 Investment Entities: Applying the Consolidation Exception

The amendments address issues that have arisen in applying the investment entities exception under IFRS 10. The amendments to IFRS 10 clarify that the exemption from presenting consolidated financial statements applies to a parent entity that is a subsidiary of an investment entity, when the investment entity measures all of its subsidiaries at fair value.

Furthermore, the amendments to IFRS 10 clarify that only a subsidiary of an investment entity that is not an investment entity itself and that provides support services to the investment entity is consolidated. All other subsidiaries of an investment entity are measured at fair value. The amendments to IAS 28 allow the investor, when applying the equity method, to retain the fair value measurement applied by the investment entity associate or joint venture to its interests in subsidiaries.

These amendments must be applied retrospectively and are effective for annual periods beginning on or after 1 January 2016, with early adoption permitted. These amendments are not expected to have any impact on the Company.

NOTE 3 - RISK MANAGEMENT

Reply S.p.A. operates at a world-wide level and for this reason its activities are exposed to various types of financial risks: market risk (broken down in exchange risk, interest rate risk on financial flows and on “fair value”, price risk), credit risk and liquidity risk.

To minimize risks Reply utilizes derivative financial instruments. At a central level it manages the hedging of principle operations. Reply S.p.A. does not detain derivate financial instruments for negotiating purposes.

CREDIT RISK

For business purposes, specific policies are adopted in order to guarantee that clients honor payments.

With regards to financial counterparty risk, the company does not present significant risk in credit-worthiness or solvency. For newly acquired clients, the Company accurately verifies their capability in terms of facing financial commitments. Transactions of a financial nature are undersigned only with primary financial institutions.

LIQUIDITY RISK

The group is exposed to funding risk if there is difficulty in obtaining finance for operations at any given point in time.

The cash flows, funding requirements and liquidity of Group companies are monitored and managed on a centralized basis through the Group Treasury. The aim of this centralized system is to optimize the efficiency and effectiveness of the management of the Group’s current and future capital resources (maintaining an adequate level of cash and cash equivalents and the availability of reserves of liquidity that are readily convertible to cash and committed credit).

The difficulties both in the markets and in the financial markets require special attention to the management of liquidity risk, and in that sense particular emphasis is being placed on measures taken to generate financial resources through operations and on maintaining an adequate level of available liquidity. The Company therefore plans to meet its requirements to settle financial liabilities as they fall due and to cover expected capital expenditures by using cash flows from operations and available liquidity, renewing or refinancing bank loans.

RISKS ASSOCIATED WITH FLUCTUATIONS IN CURRENCY AND INTEREST RATES

As the company operates mainly in a “Euros area” the exposure to currency risks is limited.

The exposure to interest rate risk arises from the need to fund operating activities and M&A investments, as well as the necessity to deploy available liquidity. Changes in market interest rates may have the effect of either increasing or decreasing the Company's net profit/(loss), thereby indirectly affecting the costs and returns of financing and investing transactions. The interest rate risk to which the Company is exposed derives from bank loans; to mitigate such risks, Reply S.p.A. uses derivative financial instruments designated as "cash flow hedges". The use of such instruments is disciplined by written procedures in line with the Company's risk management strategies that do not contemplate derivative financial instruments for trading purposes.

NOTE 4 - OTHER INFORMATION

EXCEPTION ALLOWED UNDER PARAGRAPH 4 OF ARTICLE 2423 OF THE ITALIAN CIVIL CODE

No exceptions allowed under Article 2423, paragraph 4, of the Italian Civil Code were used in drawing up the annexed Financial Statements.

FISCAL CONSOLIDATION

The Company has decided to enter into the National Fiscal Consolidation pursuant to articles 117/129 of the TUIR.

Reply S.p.A., Parent Company, acts as the consolidating company and determines just one taxable income for the Group companies that adhere to the Fiscal Consolidation, and will benefit from the possibility of compensating taxable income having fiscal losses in just one tax return.

Each company adhering to the Fiscal Consolidation transfers to Reply S.p.A. its entire taxable income, recognizing a liability with respect to the Company corresponding to the payable IRES; The companies that transfer fiscal losses can register a receivable with Reply, corresponding to IRES on the part of the loss off-set at a Group level and remunerated according to the terms established in the consolidation agreement stipulated among the Group companies.

NOTE 5 - REVENUE

Revenues amounted to 326,911,581 Euros and are detailed as follows:

(EUROS)	2015	2014	CHANGE
Revenues from services	279,688,517	250,782,488	28,906,029
Royalties on "Reply" trademark	19,540,814	14,751,519	4,789,294
Intercompany services	18,815,682	17,837,146	978,535
Other intercompany revenues	8,866,569	8,277,751	588,818
Total	326,911,581	291,648,905	35,262,676

Reply manages business relationships on behalf of some of its major clients. Such activities were recorded in the item Revenues from services to third parties which increased by 28,906,029 Euros.

Revenues from Royalties on the "Reply" trademark refer to charges to subsidiaries, corresponding to 3% of the subsidiaries' turnover with respect to third parties.

Revenues from Intercompany services and Other intercompany charges refer to activities that Reply S.p.A. carries out for the subsidiaries, and more specifically:

- operational, co-ordination, technical and quality management;
- administration, personnel and marketing activities;
- strategic management services.

NOTE 6 - OTHER INCOME

Other revenues that as at 31 December 2015 amounted to 6,120,821 Euros (6,659,301 Euros at 31 December 2014) mainly refer to expenses incurred by Reply S.p.A. and recharged to the Group companies, and include expenses for social events, telephone and training courses.

NOTE 7 - PURCHASES

Detail is as follows:

(EUROS)	2015	2014	CHANGE
Software licenses for resale	5,838,205	2,357,017	3,481,189
Hardware for resale	2,477,880	2,164,421	313,459
Other	425,765	461,421	(35,656)
Total	8,741,850	4,982,858	3,758,992

The items software and hardware licenses for resale refer to the costs incurred for software licenses for resale to third parties carried out for the Group companies.

The item Other includes the purchase of supplies, e-commerce material, stationary and printed materials (155,442 thousand Euros) and fuel (213,354 thousand Euros).

NOTE 8 - PERSONNEL EXPENSES

Personnel costs amounted to 17,994,188 Euros, with an increase of 291,352 Euros and are detailed in the following table:

(EUROS)	2015	2014	CHANGE
Payroll employees	13,699,901	13,215,794	484,107
Directors	4,294,287	4,487,042	(192,755)
Total	17,994,188	17,702,836	291,352

Detail of personnel by category is provided below:

(NUMBER)	2015	2014	CHANGE
Directors	56	52	4
Managers	8	10	(2)
Staff	23	34	(11)
Total	87	96	(9)

The average number of employees in 2015 was 91 (in 2014 93).

NOTE 9 - SERVICES AND OTHER COSTS

Service and other costs comprised the following:

(EUROS)	2015	2014	CHANGE
Commercial and technical consulting	2,488,978	2,623,211	(134,233)
Travelling and training expenses	1,718,375	1,625,197	93,178
Professional services from group companies	275,855,541	247,981,003	27,874,538
Marketing expenses	2,466,410	1,555,958	910,452
Administrative and legal services	1,321,899	987,618	334,281
Statutory auditors and Independent auditors fees	144,140	148,012	(3,872)
Leases and rentals	889,648	875,337	14,312
Office expenses	2,851,088	3,497,085	(645,998)
Other services from group companies	7,616,783	8,251,160	(634,377)
Expenses incurred on behalf of group companies	4,682,000	4,640,689	41,312
Other	4,713,609	4,654,336	59,273
Total	304,748,471	276,839,606	27,908,865

Professional Services from Group companies, which changed during the year by 27,874,538 Euros, relate to revenues from services to third parties.

Reply S.p.A. carries out commercial fronting activities for some of its major clients, whereas delivery is carried out by the operational companies.

Office expenses include services rendered by related parties in connection with service contracts for the use of premises, legal domicile and secretarial services, as well as utility costs.

NOTE 10 - AMORTIZATION, DEPRECIATION AND WRITE-DOWNS

Depreciation of tangible assets was calculated on the basis of technical-economic rates determined in relation to the residual useful lives of the assets, and which amounted in 2015 to an overall cost of 320,772 Euros. Details of depreciation are provided at the notes to tangible assets.

Amortization of intangible assets amounted in 2015 to an overall cost of 150,908 Euros. Details of depreciation are provided at the notes to intangible assets.

NOTE 11 - OTHER UNUSUAL OPERATING INCOME/(EXPENSES)

Other unusual operating income/(expenses) amounted to 3,750,000 Euros and refer to accruals to risk and expense provisions (4,000,000 Euros) and to the fair value adjustment of liabilities to minority shareholders (250,000 Euros).

NOTE 12 - GAIN/(LOSSES) ON EQUITY INVESTMENTS

Detail is as follows:

(EUROS)	2015	2014	CHANGE
Dividends	39,577,457	34,951,226	4,626,232
Loss on equity investments	(1,640,000)	(7,459,800)	5,819,800
Total	37,937,457	27,491,426	10,446,032

Dividends include proceeds from dividends received by Reply S.p.A. from subsidiary companies during the year.

Detail is as follows:

(EUROS)	31/12/2015
@logistics Reply S.r.l.	80,000
Arlanis Reply S.r.l.	230,000
Aktive Reply S.r.l.	1,325,000
Bitmama S.r.l.	322,830
Blue Reply S.r.l.	4,455,000
Bridge Reply S.r.l.	78,000
Business Reply S.r.l.	680,000
Cluster Reply S.r.l.	3,930,000
Reply Consulting S.r.l.	380,000
Discovery Reply S.r.l.	145,000
Eos Reply S.r.l.	213,882
E*finance Consulting S.r.l.	1,180,000
Hermes Reply S.r.l.	1,635,000
Juice Reply S.r.l.	90,000
Iriscube Reply S.p.A.	1,870,000
Pay Reply S.r.l.	440,000
Power Reply S.r.l.	2,385,000
Ringmaster S.r.l.	650,000
Santer Reply S.p.A.	4,200,000
Security Reply S.r.l.	285,000
Syskoplan Reply S.r.l.	220,000
Sytel Reply Roma S.r.l.	4,600,000
Sytel Reply S.r.l.	2,885,000
Target Reply S.r.l.	1,440,000
Technology Reply S.r.l.	3,815,000
Whitehall Reply S.r.l.	540,000
Reply AG	1,502,745
Total	39,577,457

Losses on equity investments refer to write-downs and the year-end losses of several subsidiary companies that were prudentially deemed as non-recoverable with respect to the value of the investment.

For further details see Note 19 herein.

NOTE 13 - FINANCIAL INCOME/(EXPENSES)

Detail is as follows:

(EUROS)	2015	2014	CHANGE
Interest income from subsidiaries	3,183,172	2,673,846	509,325
Interest income on bank accounts	6,672	15,288	(8,616)
Interest expenses	(966,951)	(1,538,137)	571,186
Other	1,184,430	1,375,412	(190,983)
Total	3,407,322	2,526,409	880,913

Interest income from subsidiaries refers to the interest yielding cash pooling accounts of the Group companies included in the centralized pooling system.

Interest expenses refer to the interest expenses on the use of credit facilities with Intesa Sanpaolo and Unicredit.

The item Other includes a loss on exchange rate differences amounting to 402 thousand Euros and a gain on exchange rate differences amounting to 1,718 thousand Euros arising from the translation of balance sheet items not recorded in Euros.

NOTE 14 - INCOME TAXES

The details are provided below:

(EUROS)	2015	2014	CHANGE
IRES	1,011,488	231,541	779,948
IRAP	264,000	520,000	(256,000)
Current taxes	1,275,488	751,541	523,948
Deferred tax liabilities	194,016	442,079	(248,063)
Deferred tax assets	287,073	14,902	272,171
Deferred taxes	481,089	456,981	24,108
Total income taxes	1,756,577	1,208,521	548,056

IRES THEORETICAL RATE

The following table provides the reconciliation between the IRES theoretical rate and the fiscal theoretical rate:

(EUROS)	AMOUNT	TAXATION
Result before taxes	38,670,991	
Theoretical tax rate	27.5 %	10,634,523
Temporary differences, net	(34,906,473)	
Taxable income	3,764,519	1,035,244
Total IRES		1,040,000
Benefit arising from the National Fiscal Consolidation	28,512	
Total current IRES		1,011,488

Temporary differences, net refer to:

- Deductible differences amounting to 45,018 thousand Euros arising mainly from the non-taxable share of the dividends received in the financial year (37,599 thousand Euros);
- Non deductible differences amounting to 10,112 thousand Euros owing mainly to the write-down of equity investments (1,640 thousand Euros), Directors' fees to be paid (2,400 thousand Euros) and non deductible provision for risks (4,000 thousand Euros).

CALCULATION OF TAXABLE IRAP

(EUROS)	AMOUNT	TAXATION
Difference between value and cost of production	(2,673,788)	
IRAP net	8,907,663	
Taxable IRAP	6,233,875	
Total IRAP		264,000

Temporary differences, net refer to:

- Non deductible differences amounting to 9,568 thousand Euros mainly due to personnel expenses;
- Deductible differences amounting to 660 thousand Euros due to income components not relevant for tax purposes.

NOTE 15 - EARNINGS PER SHARE

Basic earnings and diluted earnings per share as at 31 December 2015 was calculated with reference to the net profit which amounted to 36,914,414 Euros (23,931,709 Euros at 31 December 2014) divided by the weighted average number of shares outstanding as at 31 December 2015, net of treasury shares, which amounted to 9,351,850 (9,351,380 at 31 December 2014).

(EUROS)	2015	2014
Net profit of the year	36,914,414	23,931,709
Weighted number of shares	9,351,380	9,351,380
Basic earnings per share	3.95	2.56

NOTE 16 - TANGIBLE ASSETS

Tangible assets as at 31 December 2015 amounted to 764,619 Euros are detailed as follows:

(EUROS)	31/12/2015	31/12/2014	CHANGE
Plant and machinery	299,310	378,995	(79,685)
Hardware	140,995	110,165	30,830
Other tangible assets	324,315	605,878	(281,564)
Total	764,619	1,095,038	(330,418)

The item Other mainly includes office equipment, furniture and costs for improvements to leased assets.

Change in Tangible assets during 2015 is summarized below:

(EUROS)	PLANT AND MACHINERY	HARDWARE	OTHER	TOTAL
Historical cost	1,629,947	1,463,161	2,393,030	5,486,137
Accumulated depreciation	(1,250,952)	(1,352,996)	(1,787,151)	(4,391,100)
31/12/2014	378,995	110,165	605,878	1,095,038
Historical cost				
Increases	24,913	108,133	138,570	271,616
Disposals	-	(7,521)	(548,650)	(556,171)
Accumulated depreciation				
Depreciation	(104,598)	(77,304)	(138,870)	(320,772)
Disposals	-	7,521	267,386	274,908
Historical cost	1,654,860	1,563,774	1,982,950	5,201,583
Accumulated depreciation	(1,355,550)	(1,422,779)	(1,658,635)	(4,436,964)
31/12/2015	299,310	140,995	324,315	764,619

During the year under review the Company made investments amounting to 271,616 Euros, which mainly refer to hardware (108 thousands Euros), improvements to third party assets for the new office located in Via del Giorgione 59 in Rome (67 thousands Euros).

The disposals amounting to 556,171 Euros mainly refer to the transfer of lease contracts to Reply Services (501 thousands Euros) and to the disposal of the assets of the office in Rome (Via Regina Margherita 8) no longer in activity.

NOTE 17 - GOODWILL

Goodwill as at 31 December 2015 amounted to 86,765 Euros and refers to the value of business branches (consulting activities related to Information Technology and management support acquired in July 2000).

Goodwill recognized is deemed adequately supported in terms of expected financial results and related cash flows.

NOTE 18 - OTHER INTANGIBLE ASSETS

Intangible assets as at 31 December 2015 amounted to 1,498,954 Euros (866,734 Euros at 31 December 2014) and are detailed as follows:

(EUROS)	HISTORICAL COST	ACCUMULATED DEPRECIATION	NET BOOK VALUE AT 31/12/2015
Software	5,455,135	(4,492,245)	962,890
Trademark	536,064	-	536,064
Total	5,991,199	(4,492,245)	1,498,954

Change in intangible assets in 2015 is summarized in the table below:

(EUROS)	NET BOOK VALUE AT 31/12/14	INCREASES	DISPOSALS	DEPRECIATION	NET BOOK VALUE AT 31/12/2015
Software	330,670	847,039	(63,910)	(150,908)	962,890
Trademark	536,064	-	-	-	536,064
Total	866,734	847,039	(63,910)	(150,908)	1,498,954

The item Software is related mainly to software licenses purchased and used internally by the company (amounting to 751 thousands Euro).

The item Trademark expresses the value of the "Reply" trademark granted to the Parent Company Reply S.p.A. (before Reply Europe Sàrl) on 9 June, 2000, in connection to the Company's share capital increase that was resolved and undersigned by the Parent Company Alister Holding SA. Such amount is not subject to systematic amortization, and the expected future cash flows are deemed adequate.

NOTE 19 - EQUITY INVESTMENTS

The item Equity investments at 31 December 2015 amounted to 133,595,730 Euros, with an increase of 3,514,420 Euros compared to 31 December 2014.

(EUROS)	BALANCE AT 31/12/2014	ACQUISITIONS AND SUBSCRIPTIONS	DISPOSALS	WRITE DOWNS	OTHER	BALANCE AT 31/12/2015	INTEREST
@logistics Reply S.r.l.	1,049,167					1,049,167	100.0 %
Air Reply S.r.l.	98,500		280,000			378,500	85.0 %
Aktive Reply S.r.l.	512,696					512,696	100.0 %
Arlanis Reply GmbH	25,000				(25,000)	-	100.0 %
Arlanis Reply AG	1,005,000					1,005,000	100.0 %
Arlanis Reply S.r.l.	588,000					588,000	100.0 %
Atlas Reply S.r.l.	356,575					356,575	100.0 %
Avantage Ltd.	9,483,484					9,483,484	100.0 %
Bitmama S.r.l.	217,019					217,019	51.0 %
Blue Reply S.r.l.	527,892					527,892	100.0 %
Breed Reply Ltd.	12,477					12,477	100.0 %
Breed Reply Investments Ltd.	103					103	80.0 %
Bridge Reply S.r.l.	6,000					6,000	60.0 %
Business Reply S.r.l.	268,602					268,602	100.0 %
Centro Sviluppo Realtà Virtuale	-	200,000				200,000	100.0 %
Cluster Reply S.r.l.	2,610,032					2,610,032	100.0 %
Concept Reply GMBH	25,000					25,000	100.0 %
Consorzio Reply Public Sector	32,500					32,500	37.6 %
Consorzio Reply Energy	1,000					1,000	25.0 %
Discovery Reply S.r.l.	1,311,669					1,311,669	100.0 %
e*finance Consulting Reply S.r.l.	3,076,385					3,076,385	100.0 %
Tamtamy Reply S.r.l. (ex Engage Reply S.r.l.)	249,500	1,500				251,000	100.0 %
Ekip Reply S.r.l.	30,000					30,000	100.0 %
EOS Reply S.r.l.	155,369					155,369	80.7 %
Forge Reply S.r.l.	12,000		1,220,000	(1,220,000)		12,000	100.0 %
Hermes Reply Polska zoo	10,217					10,217	100.0 %
Hermes Reply S.r.l.	199,500					199,500	100.0 %
InEssence Reply GmbH	17,500					17,500	70.0 %
IrisCube Reply S.p.A.	6,724,952					6,724,952	100.0 %
Juice Reply S.r.l.	140,000					140,000	100.0 %
Lem Reply S.r.l.	400,012		70,000	(70,000)		400,012	100.0 %
Like Reply S.r.l.	-	10,000	120,000			130,000	100.0 %
Live Reply GmbH	27,500				25,000	52,500	100.0 %
Open Reply S.r.l.	1,417,750					1,417,750	92.5 %
Pay Reply S.r.l.	10,000					10,000	100.0 %

(EUROS)	BALANCE AT 31/12/2014	ACQUISITIONS AND SUBSCRIPTIONS	DISPOSALS	WRITE DOWNS	OTHER	BALANCE AT 31/12/2015	INTEREST
Portaltech Reply S.r.l.	104,500		195,000	(195,000)		104,500	85.0 %
Portaltech Reply GmbH (*)	17,000				2,000,000	2,017,000	68.0 %
Power Reply S.r.l.	2,500,850					2,500,850	100.0 %
Reply Consulting S.r.l.	3,518,434					3,518,434	100.0 %
Reply AG	41,302,722	(25,000)				41,277,722	100.0 %
Reply do Brasil Sistemas de Informatica Ltda	206,816					206,816	98.5 %
Reply Inc	40,596					40,596	100.0 %
Reply Ltd.	11,657,767					11,657,767	100.0 %
Reply Services S.r.l.	10,000		100,000			110,000	100.0 %
Ringmaster S.r.l.	5,000					5,000	50.0 %
Riverland Reply GmbH	10,269,989					10,269,989	100.0 %
Santer Reply S.p.A.	11,386,966					11,386,966	100.0 %
Security Reply S.r.l.	392,866					392,866	100.0 %
Sensoria Inc.	3,887,432					3,887,432	21.4 %
Solidsoft Reply S.r.l.	225,500	1,500	195,000	(195,000)		227,000	100.0 %
Spark Reply S.r.l.	-	8,500				8,500	85.0 %
Square Reply S.r.l.	100,000					100,000	100.0 %
Storm Reply S.r.l. (*)	188,000				798,000	986,000	80.0 %
Syskoplan Reply S.r.l.	949,571					949,571	100.0 %
Sytel Reply Roma S.r.l.	894,931					894,931	100.0 %
Sytel Reply S.r.l.	4,991,829					4,991,829	100.0 %
Target Reply S.r.l.	778,000					778,000	100.0 %
Technology Reply S.r.l.	216,658					216,658	100.0 %
Technology Reply S.r.l. (Romania)	-	9,919				9,919	100.0 %
TripleSense Reply S.r.l.	-	10,000				10,000	100.0 %
TripleSense Reply GmbH	5,153,070					5,153,070	100.0 %
Twice Reply S.r.l.	521,202					521,202	98.0 %
Whitehall Reply S.r.l.	160,211					160,211	100.0 %
Total	130,081,310	216,419	2,180,000	(1,680,000)	2,798,000	133,595,730	

(*) For these companies an option exists for the acquisition of their minority shares; the exercise of such option in future reporting periods is subject to the achievement of profitability parameters. The accounting of such options reflect management's best estimate at the closing date.

ACQUISITIONS AND SUBSCRIPTIONS

Centro Sviluppo Realtà Virtuale S.r.l.

In December 2015 Centro Sviluppo Realtà Virtuale S.r.l. was acquired by Reply S.p.A. that holds 100% of the share capital. The company specializes in developing interactive simulations of virtual reality and 3D multimedia content (video and rendering) and rental of virtual reality display media.

Tamtamy Reply S.r.l. (ex Engage Reply S.r.l.)

In the month of February 2015 Reply acquired the remaining 15% of the share capital at nominal value.

Like Reply S.r.l.

In June 2015 Like Reply S.r.l. was constituted, a company in which Reply S.p.A. holds 100% of the share capital. Like Reply is the social media consulting services company of Reply and provide Consulting, Creative, System Integration and Analytics services. The mission is to invent, build and implement Internet services helping brands to engage people in new and disruptive ways.

Solidsoft Reply S.r.l.

In the month of December 2015 Reply acquired the remaining 15% of the share capital at nominal value.

Spark Reply S.r.l.

In December 2015 Spark Reply S.r.l. was constituted, a company in which Reply S.p.A. holds 85% of the share capital. The company specializes in corporate innovation and strategic design and provides rapid prototyping capabilities for validation and acceleration of innovative solutions and processes.

Technology Reply S.r.l. (Romania)

In July 2015 Technology Reply S.r.l., incorporated under Romanian law was constituted, company in which Reply S.p.A. holds 100% of the share capital.

TripleSense Reply S.r.l.

In October 2015 TripleSense Reply S.r.l. was constituted, a company in which Reply S.p.A. holds 100% of the share capital. The company specializes in Digital Marketing services.

Financial loan remission

The amounts are referred to the waiver of financial loan receivables from some subsidiaries in order to increase their equity position.

Write-downs

The amounts recorded reflect losses on some equity investments that are deemed not to be recoverable.

Other

Portaltech Reply GmbH and Storm Reply S.r.l.

The amounts represent the best estimate for the purchase of the remaining minority shares.

The list of equity investments in accordance with Consob communication no. 6064293 of 28 July 2006 is included in the attachments.

The negative differences arising between the carrying value of the investments and the corresponding portion of their shareholders' equity are not related to permanent impairment of value, as the carrying value is supported by positive economic and financial forecasts that guarantee the recoverable amount of the investment.

NOTE 20 - NON CURRENT FINANCIAL ASSETS

Detail is as follows:

(EUROS)	31/12/2015	31/12/2014	CHANGE
Guarantee deposits	162,066	188,066	(26,000)
Loans to subsidiaries	51,950,078	42,298,758	9,651,320
Total	52,112,144	42,486,824	9,625,320

Guarantee deposits are mainly related to deposits on lease contracts.

Financial receivables from subsidiaries are referred to loans granted to the following companies:

COMPANY	AMOUNT
Air Reply S.r.l.	300,000
Arlanis Reply AG	800,000
Breed Reply Investments Ltd	6,837,009
Breed Reply Ltd	1,634,989
Concept Reply GmbH	450,000
Hermes Reply Polska Sp Zoo	520,716
InEssence Reply GmbH	2,100,000
InEssence Reply GmbH - Italia	350,000
Cluster do Brasil (ex Mind Services Informatica LTDA)	1,215,000
Portaltech Reply GmbH	650,000
Reply do Brazil Sist. De Inf Ltda	1,724,156
Reply Inc.	229,632
Reply Ltd	34,218,577
Solidsoft Reply S.r.l.	300,000
Storm Reply S.r.l	120,000
Technology Reply Romania	100,000
TripleSense Reply GmbH	400,000
Total	51,950,078

NOTE 21 - DEFERRED TAX ASSETS

This item amounted to 1,234,807 Euros at 31 December 2015 (1,521,880 Euros at 31 December 2014), and included the fiscal charge corresponding to the temporary differences on statutory income and taxable income related to deferred deductible items.

TEMPORARY DEDUCTIBLE DIFFERENCES	TAXABLE	TAX
Total deferred tax assets at 31/12/2014	5,402,215	1,521,880
Accrued	2,744,935	667,850
Utilization	(3,240,748)	(954,923)
Total deferred assets at 31/12/2015	4,906,402	1,234,807
Of which:		
- Directors fees and employee bonuses accrued but not yet paid	3,000,000	741,000
- unrealized foreign exchange losses	1,724,000	450,030
- depreciation and amortization deductible in future years	182,402	43,777
Total	4,906,402	1,234,807

The decision to recognize deferred tax assets is taken by assessing critically whether the conditions exist for the future recoverability of such assets on the basis of expected future results.

There are no deferred tax assets on losses carried forward.

NOTE 22 - TRADE RECEIVABLES

Trade receivables at 31 December 2015 amounted to 259,856,229 Euros and are all collectible within 12 months.

Detail is as follows:

(EUROS)	31/12/2015	31/12/2014	CHANGE
Third party trade receivables	166,995,031	148,040,319	18,954,712
Credit notes to be issued	-	(31,660)	31,660
Allowance for doubtful accounts	(251,285)	(262,030)	10,745
Third party trade receivables	166,743,745	147,746,629	18,997,117
Receivables from subsidiaries	93,111,017	73,543,421	19,567,596
Receivables from Parent Company	1,467	1,644	(177)
Trade receivables from subsidiaries and Parent Company	93,112,484	73,545,065	19,567,419
Total trade receivables	259,856,229	221,291,693	38,564,536

Reply manages business relationships on behalf of some of its major clients. This activity is reflected in the item Third Party Receivables which increased by 18,997,117 Euros.

Receivables from subsidiaries are related to services that the Parent Company Reply S.p.A. carries out in favor of the subsidiary companies at normal market conditions.

Trade receivables are all due within 12 months and do not include significant overdue balances.

In 2015 the provision for doubtful accounts was written off by 10,745 Euros following a specific risk analysis of all the trade receivables.

ASSIGNMENT OF RECEIVABLES

The Company assigns part of its trade receivables through factoring operations.

The assignments of receivables can be with or without recourse; Some assignments without recourse can include deferred payment clauses (for example, payment by the factor of a minor part of the purchase price is subordinated on the collection of the total amount of the receivables), require a deductible from the assignor, or require maintaining significant exposure to the cash flow trend deriving from the assigned receivables. This type of operation does not comply with the requirements of IAS 39 for the elimination of the assets from the Financial Statements, since the risks and benefits related to their collection have not been substantially transferred.

Consequently, all receivables assigned through factoring operations that do not satisfy the requirements for elimination provided by IAS 39 continue to be recognized in the Company's Financial Statements, even though they have been legally assigned and a financial liability for the same amount is recognized in the consolidated Financial Statements as Liabilities for advance payments on assignments of receivables. Gains and losses related to the assignment of these assets are only recognized when the assets are derecognized from the Company's financial-economic position.

As at 31 December 2015 the assignment of receivables through factoring operations with recourse amounted to 15,884 thousand Euros.

The book value of the assets assigned without recourse as at 31 December 2015 amounted to 7,100 thousand Euros, with an increase of available liquidity of 6,356 thousand Euros net of

advances received amounting to 2,974 thousand Euros.

The carrying amount of Trade receivables in line with its fair value.

NOTE 23 - OTHER RECEIVABLES AND CURRENT ASSETS

Detail is as follows:

(EUROS)	31/12/2015	31/12/2014	CHANGE
Tax receivables	5,359,875	3,848,614	1,511,260
Other receivables from subsidiaries	20,914,569	20,643,219	271,350
Other receivables	1,078,809	74,144	1,004,665
Accrued income and prepaid expenses	5,805,168	7,100,624	(1,295,457)
Total	33,158,420	31,666,601	1,491,818

The item Tax receivables includes VAT receivables net (3,693,942 Euros) and IRAP and IRES tax prepayments (440,194 Euros).

Other receivables from subsidiary companies refer to IRES receivables which are calculated on taxable income, and transferred by the Italian subsidiaries under national fiscal consolidation.

Accrued income and prepaid expenses refer to prepaid expenses arising from the execution of services, lease contracts, insurance contracts and other utility expenses, which are accounted for on an accrual basis.

The carrying value of Other receivables and current assets is deemed to be in line with its fair value.

NOTE 24 - CURRENT FINANCIAL ASSETS

This item amounted to 58,522,084 Euros (50,808,755 Euros at 31 December 2014) and refers to:

- The total of interest yielding cash pooling accounts of subsidiaries included in the centralized pooling system of the Parent Company Reply S.p.A for 57,778,523 Euros; the interest yield on these accounts is in line with current market conditions;
- Receivables from factoring companies for 743,560 Euros, referring to credit for the sale of invoices without recourse net of advances received.

NOTE 25 - CASH AND CASH EQUIVALENTS

This item amounted to 55,745,286 Euros, with an increase of 14,831,347 Euros compared to 31 December 2014 and is referred to cash at banks and on hand at year-end.

NOTE 26 - SHAREHOLDERS' EQUITY

SHARE CAPITAL

As at 31 December 2015 the fully subscribed paid-in share capital of Reply S.p.A., amounted to 4,863,486 Euros and is made up of no. 9,352,857 ordinary shares having a nominal value of euro 0.52 each.

TREASURY SHARES

The value of the Treasury shares, amounting to 24,502 Euros, refers to the shares of Reply S.p.A. that at 31 December 2015 were equal to no. 1,007.

CAPITAL RESERVES

At 31 December 2015 amounted to 79,183,600 Euros, and included the following:

- Share premium reserve amounting to 23,302,692 Euros.
- Treasury share reserve amounting to 24,502 Euros, relating to the shares of Reply S.p.A which at 31 December 2015 were equal to no. 1,007.
- Reserve for the purchase of treasury shares amounting to 49,975,498 Euros that was constituted through withdrawal from the Reserve for treasury shares on hand, following the resolution made by the General Shareholders' meeting of Reply S.p.A. on 27 April 2015

which re-authorized, pursuant to the Italian Civil Code, the purchase of a maximum of 50 million Euros of ordinary shares, corresponding to 20% of the share capital, in a lump sum solution or in several solutions within 18 months of the resolution.

- Reserves arising from the merger operation of Reply Deutschland AG. in Reply S.p.A, and include:
 - › Share swap surplus reserve amounting to 3,445,485 Euros;
 - › Surplus annulment reserve amounting to 2,902,479 Euros.

EARNINGS RESERVE

Earning reserves amounted to 108,873,593 Euros and were comprised as follows:

- The Legal reserve amounting to 972,697 Euros (972,697 Euros at 31 December 2014);
- Extraordinary reserve amounting to 68,168,781 Euros (72,186,144 Euros at 31 December 2014);
- Retained earnings amounting to 2,822,701 Euros (2,882,701 Euros at 31 December 2014);
- Net result totaling 36,914,414 Euros (23,931,709 Euros at 31 December 2014).

OTHER COMPREHENSIVE INCOME

Other comprehensive income can be analyzed as follows:

(EUROS)	31/12/2015	31/12/2014
Other comprehensive income that will not be reclassified subsequently to profit or loss:		
Actuarial gains/(losses) from employee benefit plans	17,617	(33,636)
Total Other comprehensive income that will not be reclassified subsequently to profit or loss, net of tax (B1):	17,617	(33,636)
Other comprehensive income that may be reclassified subsequently to profit or loss:		
Gains/(losses) on cash flow hedges	3,612	119,974
Total Other comprehensive income that may be reclassified subsequently to profit or loss, net of tax (B2):	3,612	119,974
Total Other comprehensive income, net of tax (B) = (B1) + (B2)	21,229	86,338

NOTE 27 - PAYABLES TO MINORITY SHAREHOLDERS

Payables to minority shareholders and for operations (earn-out) at 31 December 2015 amounted to 4,468,788 Euros (3,686,707 Euros at 31 December 2014) and are detailed as follows:

(EUROS)	31/12/2014	INCREASES	FAIR VALUE ADJUSTMENTS	PAYMENTS	31/12/2015
Payables to minority shareholders	828,758	2,798,000	2,443	(831,201)	2,798,000
Payables for Earn-out	2,857,949	-	(250,000)	(937,161)	1,670,788
Total payables to minority shareholders and earn-out	3,686,707	2,798,000	(247,557)	(1,768,362)	4,468,788

The increase of the item Payables to minority shareholders amounting to 2,798,000 Euros reflects the best estimate in relation to the acquisition of the remaining minority shares that expire in future financial years.

The item Fair value adjustments in 2015 amounted to 247,557 Euros with a balancing entry in Profit and loss, reflects the best estimate in relation to the deferred consideration originally posted at the time of acquisition.

Total payments made amounted to 1,768,362 Euros and refer to the consideration paid in relation to the original contracts signed at the time of acquisition.

NOTE 28 - FINANCIAL LIABILITIES

Detail is as follows:

(EUROS)	31/12/2015			31/12/2014		
	CURRENT	NON CURRENT	TOTAL	CURRENT	NON CURRENT	TOTAL
Bank overdrafts	35,188,412	-	35,188,412	36,720,886	-	36,720,886
Bank loans	10,552,913	32,605,828	43,158,741	5,966,666	29,801,215	35,767,881
Loans from third parties	-	-	-	67,872	191,445	259,317
Transaction accounts	41,140,870	-	41,140,870	26,868,340	-	26,868,340
Other	(78,233)	-	(78,233)	250,023	(324,644)	(74,621)
Total financial liabilities	86,803,962	32,605,828	119,409,790	69,873,787	29,668,015	99,541,802

The future out payments of the financial liabilities are detailed as follows:

(EUROS)	31/12/2015			31/12/2014		
	DUE IN 12 MONTHS	FROM 1 TO 5 YEARS	TOTAL	DUE IN 12 MONTHS	FROM 1 TO 5 YEARS	TOTAL
Bank overdrafts	35,188,412	-	35,188,412	36,720,886	-	36,720,886
Bank loan	10,552,913	32,605,828	43,158,741	5,966,666	29,801,215	35,767,881
Transaction accounts	41,140,870	-	41,140,870	26,868,340	-	26,868,340
Other	(78,233)	-	(78,233)	317,895	(133,199)	184,696
Total	86,803,962	32,605,828	119,409,790	69,873,787	29,668,015	99,541,802

M&A loans refers to credit lines to be used for acquisition operations carried directly by Reply S.p.A. or via companies controlled directly or indirectly by the same.

Following and summarized by main features the ongoing contracts entered into for such a purpose:

- On 19 September 2012 Reply S.p.A signed a line of credit with Unicredit S.p.A for a total amount of 15,000,000 Euros. The loan was fully reimbursed in advance in the first half of 2015.
- On 25 September 2012 Reply S.p.A. signed a contract with Intesa Sanpaolo S.p.A. for 2,500,000 Euros. Instalments were paid on a half-year basis and expired on 25 September 2015, so as at 31 December 2015 the loan was fully reimbursed.
- On 24 December 2012 Reply S.p.A. signed a contract with Intesa Sanpaolo S.p.A. for 1,500,000 Euros. The loan was reimbursed on a half-year basis commencing 30 June 2013 and was fully reimbursed as at 31 December 2015.
- On 13 November 2013 Reply S.p.A undersigned a line of credit with Intesa Sanpaolo S.p.A for a total amount of 20,000,000 Euros to be used by 31 December 2015. The loan was fully reimbursed in advance in the first half of 2015.
- On 25 November 2013 Reply S.p.A entered into a line of credit with Unicredit S.p.A for a total amount amounting to 25,000,000 Euros to be used by 31 December 2015. The loan will be reimbursed on a half-year basis deferred to commence on 31 May 2016 and will expire on 30 November 2018. Such credit line was used for 18,159 thousand Euros at 31 December 2015.
- On 31 March 2015 Reply S.p.A. entered into a line of credit with Intesa Sanpaolo S.p.A. for a total amount of 30,000,000 Euros detailed as follows:
 - › Tranche A, amounting to 10,000,000 Euros, entirely used for the reimbursement of the

credit line dated 13 November 2013. The residual loan amounted to 9,000 thousands Euros at 31 December 2015.

- › Tranche B, amounting to 20,000,000 Euros, to be used by 31 December 2016. The loan will be reimbursed on a half-year basis deferred to commence on 31 March 2017. Such credit line was used for 4,500 thousands Euros at 31 December 2015.
- On 8 April 2015 Reply S.p.A. entered into a line of credit with Unicredit S.p.A. for a total amount of 10,000,000 Euros entirely used for the reimbursement of the credit line dated 19 September 2012. The loan will be reimbursed on a half-year basis deferred to commence on 31 October 2016. The residual loan amounted to 10,000 thousand Euros at 31 December 2015.
- On 30 September 2015 Reply S.p.A. entered into a line of credit with Unicredit S.p.A. for a total amount of 25,000,000 Euros to be used by 30 September 2018. The loan will be reimbursed on a half basis deferred to commence on 31 May 2019 and will expire on 30 November 2021. Such credit line was used for 1,500 thousands Euros at 31 December 2015.

As contractually defined, such ratios are as follows:

- Net financial indebtedness/Equity
- Net financial indebtedness/EBITDA

At the balance sheet date, Reply fulfilled the Covenants under the various contracts.

The carrying amount of financial liabilities is deemed to be in line with its fair value.

NET FINANCIAL POSITION

In compliance with Consob regulation issued on 28 July 2006 and in accordance with CESR's "Recommendations for the consistent implementation of the European's regulation on Prospectuses" issued on 10 February 2005 the Net financial position at 31 December 2015 was as follows:

(EUROS)	31/12/2015	31/12/2014	CHANGE
Cash and cash equivalents	55,745,286	40,913,939	14,831,348
Transaction accounts, asset	57,778,523	49,849,243	7,929,280
Receivables from factor	743,560	959,512	(215,952)
Total current financial assets	114,267,370	91,722,694	22,544,676
Guarantee deposits	162,066	188,066	(26,000)
Loans to subsidiaries	51,950,078	42,298,758	9,651,320
Total non-current financial assets	52,112,144	42,486,824	9,625,320
Total financial assets	166,379,514	134,209,518	32,169,996
Due to banks	(45,663,092)	(43,005,447)	(2,657,645)
Transaction accounts	(41,140,870)	(26,868,340)	(14,272,530)
Current financial liabilities	(86,803,962)	(69,873,787)	(16,930,175)
Due to banks	(32,605,828)	(29,668,015)	(2,937,812)
Non current financial liabilities	(32,605,828)	(29,668,015)	(2,937,812)
Total financial liabilities	(119,409,790)	(99,541,802)	(19,867,988)
Total net financial position	46,969,724	34,667,716	12,302,008
of which related parties	68,587,731	65,279,661	(3,308,070)

For further details with regards to the above table see Notes 20, 24 and 25 as well as Note 28.

NOTE 29 - EMPLOYEE BENEFITS

The Employee severance indemnity represents the obligation to employees under Italian law (amended by Law no. 296/06) accrued by employees up to 31 December 2006 which will be paid when the employee leaves the company. In certain circumstances, a portion of the accrued liability may be given to an employee during his working life as an advance. This is an unfunded defined benefit plan, under which the benefits are almost fully accrued, with the sole exception of future revaluations.

The procedure for the determination of the Company's obligation with respect to employees was carried out by an independent actuary according to the following stages:

- Projection of the Employee severance indemnity already accrued at the assessment date and of the portions that will be accrued until when the work relationship is terminated or when the accrued amounts are partially paid as an advance on the Employee severance indemnities;
- Discounting, at the valuation date, of the expected cash flows that the company will pay in the future to its own employees;
- Re-proportioning of the discounted performances based on the seniority accrued at the valuation date with respect to the expected seniority at the time the company must fulfil its obligations.

Reassessment of Employee severance indemnities in accordance with IAS 19 was carried out “ad personam” and on the existing employees, that is analytical calculations were made on each employee in force in the company at the assessment date without considering future work force. The actuarial valuation model is based on the so called technical bases which represent the demographic, economic and financial assumptions underlying the parameters included in the calculation.

The assumptions adopted can be summarized as follows:

DEMOGRAPHIC ASSUMPTIONS

Mortality	RG 48 survival tables of the Italian population
Inability	INPS tables divided by age and gender
Retirement age	Fulfilment of the minimum requisites provided by the General Mandatory Insurance
Advances on Employee severance indemnities	Annual frequency of advances and employee turnover were assumed from historical data of the company: frequency of advances in 2015: 2.50% frequency of turnover in 2015: 10%

ECONOMIC AND FINANCIAL ASSUMPTIONS

Annual discount rate	Constant average annual rate equal to 1.50%
Annual growth rate of the Employee severance indemnities	Calculated with reference to the valuation date of primary shares on the stock market in which the company belongs and with reference to the market yield of Federal bonds. The annual discount used for 2015 was 2.03%
Annual increase in salaries	The employee severance indemnities (TFR) are revalued on an annual basis equal to 75% of the inflation rate plus a spread of one and a half percentage point.
Annual inflation rate	The annual increase of salaries used was calculated in function of the employee qualifications and the Company's market segment, net of inflation, from 1.0% to 1.50%

In accordance with IAS 19, Employment severance indemnities at 31 December 2015 is summarized in the table below:

31/12/2014	435,868
Actuarial gains/(losses)	(17,617)
Interest cost	7,522
Indemnities paid	(30,763)
Transfers	21,293
31/12/2015	416,302

NOTE 30 - DEFERRED TAX LIABILITIES

Deferred tax liabilities at 31 December 2015 amounted to 1,105,248 Euros and are referred mainly to the fiscal effects arising from temporary differences between the statutory income and taxable income.

TEMPORARY TAXABLE DIFFERENCES	TAXABLE	TAX
Balance at 31/12/2015	3,225,237	911,232
Accruals	1,478,354	354,805
Utilization	(199,607)	(160,789)
Total at 31/12/2015	4,503,984	1,105,248
-deductions allowance for doubtful accounts	718,805	172,513
- different goodwill measurements	622,828	173,769
- gains on unrecognized differences	3,162,351	758,965
Total at 31/12/2015	4,503,984	1,105,248

NOTE 31 - TRADE PAYABLES

Trade payables at 31 December 2015 amounted to 252,342,479 Euros with an increase of 29,382,704 Euros.

Detail is as follows:

(EUROS)	31/12/2015	31/12/2014	CHANGE
Due to suppliers	16,959,933	15,253,895	1,706,037
Due to subsidiaries	166,034,822	157,589,662	8,445,160
Advance payments from customers - asset	69,347,724	50,116,218	19,231,506
Total	252,342,479	222,959,775	29,382,704

Due to suppliers mainly refers to services from domestic suppliers (15,797,914 Euros).

Due to subsidiary companies recorded a change of 8,445,160 Euros, and refers to professional services in connection to third party agreements with Reply S.p.A. Reply S.p.A. carries out commercial fronting activities for some of its major clients, whereas delivery is carried out by the operational companies.

Advance payments from customers include advances received from customers for contracts subcontracted to subsidiary companies, which at the balance sheet date were not yet completed.

The carrying amount of trade payables is deemed to be in line with its fair value.

NOTE 32 - OTHER CURRENT LIABILITIES

Detail is as follows:

(EUROS)	31/12/2015	31/12/2014	CHANGE
Income tax payable	871,779	3,026,992	(2,155,213)
Withholding tax and other	785,709	1,922,328	(1,136,619)
Total payable to tax authorities	1,657,488	4,949,320	(3,291,832)
INPS (National Italian insurance payable)	812,927	844,069	(31,142)
Other	274,390	256,206	18,183
Total social security payable	1,087,316	1,100,275	(12,959)
Employee accruals	1,442,349	1,359,345	83,004
Payable to subsidiary companies	3,754,469	6,301,517	(2,547,048)
Miscellaneous payables	3,280,323	3,451,517	(171,194)
Accrued expenses and deferred income	5,279,774	6,198,965	(919,191)
Total other payables	13,756,914	17,311,344	(3,554,429)
Total other current liabilities	16,501,719	23,360,939	(6,859,220)

Due to tax authorities mainly refers to payables due for withholding tax on employees and free lancers' compensation.

Due to social security authorities is related to both Company and employees contribution payables.

Employee accruals mainly include payables to employees for remunerations due but not yet paid at year-end.

Due to subsidiary companies represents the liability on tax losses recorded by subsidiaries under national tax consolidation for 2015 and for the tax credits that subsidiaries transferred to Reply S.p.A as part of the tax consolidation.

The carrying amount of the item Other current liabilities is deemed to be in line with its fair value.

NOTE 33 - PROVISIONS

The item Provisions amounting to 9,424,000 Euros is summarized as follows:

(EUROS)	31/12/2014	ACCRUALS	UTILIZED	REVERSALS	31/12/2015
Provision for risks	3,921,700	4,000,000	(523,700)	-	7,398,000
Provision for losses on equity investments	2,066,000	924,000	-	(964,000)	2,026,000
Total	5,987,700	4,924,000	(523,700)	(964,000)	9,424,000

The item Provision for risks reflects the best estimate of contingent liabilities deriving from ongoing legal litigations and contractual risks and at 31 December 2015 was accrued for 4,000,000 Euros.

NOTE 34 - TRANSACTIONS WITH RELATED PARTIES

With reference to CONSOB communications no. DAC/RM 97001574 of 20 February 1997 and no. DAC/RM 98015375 of 27 February 1998 concerning relations with related parties, the economic and financial effects on Reply S.p.A.'s year ended 2015 Financial Statements related to such transactions are summarized below.

Transactions carried out by Reply S.p.A. with related parties are considered ordinary business and are carried out at normal market conditions.

Financial and business transactions among the Parent Company Reply S.p.A. and its subsidiaries and associate companies are carried out at normal market conditions.

REPLY S.P.A. MAIN ECONOMIC AND FINANCIAL TRANSACTIONS

(THOUSAND EUROS) WITH SUBSIDIARY AND ASSOCIATE COMPANIES WITH RELATED PARTIES WITH SUBSIDIARY AND ASSOCIATE COMPANIES WITH RELATED PARTIES NATURE OF TRANSACTION

FINANCIAL TRANSACTIONS	31/12/2015		31/12/2014		
Financial receivables	51,950	-	42,299	-	Financial loans
Guarantee deposits	-	80	-	80	Guarantee deposits
Transaction accounts, net	16,638	-	22,981	-	Transaction accounts held by the Parent company
Trade receivables and other	114,026	1	94,187	2	Royalties, administration services, marketing, quality management services and office rental
Trade payables and other	169,687	-	162,689	-	Services carried out in relation to contracts signed by the Parent company and subsequently committed to subsidiary companies
Other payables	-	2,400	-	2,600	Compensation paid to Directors and Key Management
ECONOMIC TRANSACTIONS	2015		2014		
Revenues from Royalties	19,541	-	14,752	-	Licensing of the "Reply" trademark consisting in a 3% fee on third party revenues
Revenues from services	26,854	7	29,544	13	Administrations services, marketing, quality management and office rental
Revenues from management services	7,129	-	5,872	-	Strategic management services
Costs for professional services	292,140	-	261,162	9	Services carried out in relation to contracts signed by the Parent company and subsequently committed to subsidiary companies
Other services	1,214	420	1,010	350	Services related to office rental and office of the secretary
Personnel	-	5,276	-	5,461	Emoluments to Directors and Key Management
Interest income, net	3,183	-	2,674	-	Interest on financial loans: 3 month Euribor + spread of 3 percentage points

In accordance with Consob Resolution no. 15519 of 27 July 2006 and Consob communication no. DEM/6064293 of 28 July 2006, in the annexed tables herein, the Statement of income and the Statement of financial position reporting transactions with related parties separately, together with the percentage incidence with respect to each account caption has been provided.

Pursuant to art. 150, paragraph 1 of the Italian Legislative Decree n. 58 of 24 February 1998, no transactions have been carried out by the members of the Board of Directors that might be in potential conflict of interests with the Company.

NOTA 35 - ADDITIONAL DISCLOSURE TO FINANCIAL INSTRUMENTS AND RISK MANAGEMENT POLICIES

TYPES OF FINANCIAL RISKS AND CORRESPONDING HEDGING ACTIVITIES

Reply S.p.A. has determined the guide lines in managing financial risks. In order to maximize costs and the resources Reply S.p.A. has centralized all of the groups risk management. Reply S.p.A. has the task of gathering all information concerning possible risk situations and define the corresponding hedge.

As described in the section "Risk management", Reply S.p.A. constantly monitors the financial risks to which it is exposed, in order to detect those risks in advance and take the necessary action to mitigate them.

The following section provides qualitative and quantitative disclosures on the effect that these risks may have upon the company.

The quantitative data reported in the following do not have any value of a prospective nature, in particular the sensitivity analysis on market risks, is unable to reflect the complexity of the market and its related reaction which may result from every change which may occur.

CREDIT RISK

The maximum credit risk to which the company is theoretically exposed at 31 December 2015 is represented by the carrying amounts stated for financial assets in the balance sheet.

Balances which are objectively uncollectible either in part or for the whole amount are written down on a specific basis if they are individually significant. The amount of the write-down takes into account an estimate of the recoverable cash flows and the date of receipt, the costs of recovery and the fair value of any guarantees received. General provisions are made for

receivables which are not written down on a specific basis, determined on the basis of historical experience. Refer to the note on trade receivables for a quantitative analysis.

LIQUIDITY RISK

Reply S.p.A. is exposed to funding risk if there is difficulty in obtaining finance for operations at any given point in time.

The two main factors that determine the company's liquidity situation are on one side the funds generated by or used in operating and investing activities and on the other the debt lending period and its renewal features or the liquidity of the funds employed and market terms and conditions.

As described in the Risk management section, Reply S.p.A. has adopted a series of policies and procedures whose purpose is to optimize the management of funds and to reduce the liquidity risk, as follows:

- Centralizing the management of receipts and payments, where it may be economical in the context of the local civil, currency and fiscal regulations of the countries in which the company is present;
- Maintaining an adequate level of available liquidity;
- Monitoring future liquidity on the basis of business planning.

Management believes that the funds and credit lines currently available, in addition to those funds that will be generated from operating and funding activities, will enable the Group to satisfy its requirements resulting from its investing activities and its working capital needs and to fulfil its obligations to repay its debts at their natural due date.

CURRENCY RISK

Reply S.p.A. has a limited exposure to exchange rate risk; therefore the company does not deem necessary hedging exchange rates.

INTEREST RATE RISK

Reply S.p.A. makes use of external funds obtained in the form of financing and invest in monetary and financial market instruments. Changes in market interest rates can affect the cost of the various forms of financing, including the sale of receivables, or the return on investments, and the employment of funds, causing an impact on the level of net financial expenses incurred by the company.

In order to manage these risks, the Reply S.p.A. uses interest rate derivative financial

instruments, mainly interest rate swaps, with the object of mitigating, under economically acceptable conditions, the potential variability of interest rates on the net result.

SENSITIVITY ANALYSIS

In assessing the potential impact of changes in interest rates, the company separates fixed rate financial instruments (for which the impact is assessed in terms of fair value) from floating rate financial instruments (for which the impact is assessed in terms of cash flows).

Floating rate financial instruments include principally cash and cash equivalents and part of debt. A hypothetical, unfavorable and instantaneous change of 50 basis points in short-term interest rates at 31 December 2015 applied to floating rate financial assets and liabilities, operations for the sale of receivables and derivatives financial instruments, would have caused increased net expenses before taxes, on an annual basis, of approximately 314 thousand Euros. This analysis is based on the assumption that there is a general and instantaneous change of 50 basis points in interest rates across homogeneous categories. A homogeneous category is defined on the basis of the currency in which the financial assets and liabilities are denominated.

FAIR VALUE HIERARCHY LEVELS

Evaluation techniques on three levels adopted for the measurement of fair value. Fair value hierarchy attributes maximum priority to prices quoted (not rectified) in active markets for identical assets and liabilities (Level 1 data) and the non-observable minimum input priority (Level 3 data). In some cases, the data used to assess the fair value of assets or liabilities could be classified on three different levels of the fair value hierarchy. In such cases, the evaluation of fair value is wholly classified on the same level of the hierarchy in which input on the lowest level is classified, taking account its importance for the assessment.

The levels used in the hierarchy are:

- Level 1 inputs are prices quoted (not rectified) in markets active for identical assets and liabilities which the entity can access on the date of assessment;
- Level 2 inputs are variable and different from the prices quoted included in Level 1 observable directly or indirectly for assets or liabilities;
- Level 3 inputs are variable and not observable for assets or liabilities.

The following table presents the assets and liabilities which were assessed at fair value on 31 December 2015, according to the fair value hierarchical assessment level.

(THOUSANDS EUROS)	NOTE	LEVEL 1	LEVEL 2	LEVEL 3
Financial securities		-	-	-
Total Assets		-	-	-
Liabilities to minority shareholders and earn out	27	-	-	4,469
Total Liabilities		-	-	4,469

The fair value of Liabilities to minority shareholders and earn out was determined by Group management on the basis of the sales purchase agreements for the acquisition of the company's shares and on economic parameters based on budgets and plans of the purchased company. As the parameters are not observable on stock markets (directly or indirectly) these liabilities fall under the hierarchy profile in level 3.

As at 31 December 2015, there have not been any transfers within the hierarchy levels.

NOTE 36 - SIGNIFICANT NON-RECURRING TRANSACTIONS

Pursuant to Consob communication no. 6064293 of 28 July 2006, there were no significant non-recurring transaction during 2015.

NOTE 37 - TRANSACTIONS RESULTING FROM UNUSUAL AND/OR ABNORMAL OPERATIONS

Pursuant to Consob communication no. 6064293 of 28 July 2006, in 2015 Reply S.p.A. has not taken part in any unusual and/or abnormal operations as defined in that Communication, under which unusual and abnormal transactions are those which because of their significance or importance, the nature of the parties involved, the object of the transaction, the means of determining the transfer price or of the timing of the event (close of the year end) may give rise to doubts regarding the accuracy/completeness of the information in the Financial Statements, conflicts of interest, the safeguarding of the entity's assets or the protection of minority interests.

NOTE 38 - GUARANTEES, COMMITMENTS AND CONTINGENT LIABILITIES

GUARANTEES

Guarantees and commitments where existing, have been disclosed at the item to which they refer.

COMMITMENTS

It is reported that:

- The Domination Agreement contract undersigned in 2010 between Reply Deutschland AG, dominated company, and Reply S.p.A, dominating company, ceased to exist from the date of legal efficacy of the merger for incorporation of Reply Deutschland AG in Reply S.p.A and with this, the obligations taken on by Reply. It is reported that the judgment of the qualified German Court is still pending for deciding on the suitability of the strike value of the acquisition option of shares on request of the minority shareholders of Reply Deutschland AG at a pre-determined price (8.19 euro). Currently it is not possible to foresee the outcome of the said judgment but Management believes that any future economic-financial effects on the Company are not significant.
- with regards the merger operation for the incorporation of Reply Deutschland AG in Reply S.p.A. the assessment procedures foreseen in the measures of Article 122 of Umwandlungsgesetz find application – German law on extraordinary operations – with reference to the exchange ratio and the corresponding amount in cash.

Within three months from the registration of the merger in the Turin Companies Register, each minority shareholder was able to present a petition for the purpose of commencing, in compliance with German law, before a Judge qualified in Germany – who shall have exclusive jurisdiction – the assessment inherent in the Share Swap ratio and the corresponding amount in cash. All shareholders of Reply Deutschland will have the right to benefit from a possible increase in the exchange ratio determined by the Judge or on the basis of an agreement between the parties, and that is to say independently of their participation in the evaluation procedure. On the contrary, from the possible increase of the corresponding amount in cash determined by the Judge or on the basis of an agreement between the parties only the shareholders who verbally annotated their disagreement in the general meeting in respect of conditions of the law can benefit.

In the case where evaluation procedures include a modification of the exchange ratio, every single difference shall be regulated in cash.

At present, some minority shareholders have commenced the aforementioned procedures.

With specific reference to the request to obtain the corresponding amount in cash, the time limit

for exerting such an authority shall expire starting from the shortest time limit between the day following it expiring from the two months subsequent to the final ruling of the qualified court or the publication of a binding agreement between the parties. During the said period, the former Reply Deutschland shareholders can freely decide on whether to obtain the corresponding amount in cash or whether to remain shareholders of Reply.

CONTINGENT LIABILITIES

As an international company, Reply is exposed to numerous legal risks, particularly in the area of product liability, environmental risks and tax matters. The outcome of any current or future proceedings cannot be predicted with certainty. It is therefore possible that legal judgments could give rise to expenses that are not covered, or not fully covered, by insurers' compensation payments and could affect the Company financial position and results. Instead, when it is probable that an overflow of resources embodying economic benefits will be required to settle obligations and this amount can be reliably estimated, the Company recognizes specific provision for this purpose.

NOTE 39 - EMOLUMENTS TO DIRECTORS, STATUTORY AUDITORS AND KEY MANAGEMENT

The fees of the Directors and Statutory Auditors of Reply S.p.A. for carrying out their respective functions, including those in other consolidated companies, are fully explained in the Annual Report on Remuneration annexed herein.

NOTE 40 - EVENTS SUBSEQUENT TO 31 DECEMBER 2015

No significant events have occurred subsequent to 31 December 2015.

NOTE 41 - APPROVAL OF THE FINANCIAL STATEMENTS AND AUTHORIZATION TO PUBLISH

The financial statements for the year-ended 31 December 2015 were approved by the Board of Directors on March 15, 2016 which approved their publication.

ANNEXED TABLES

REPLY S.P.A.

STATEMENT OF INCOME PURSUANT TO CONSOB RESOLUTION NO. 15519 OF 27 JULY 2006

(EUROS)	OF WHICH WITH RELATED PARTIES			OF WHICH WITH RELATED PARTIES		
	2015		%	2014		%
Revenue	326,911,581	49,399,565	15.1 %	291,648,905	45,353,699	15.6 %
Other income	6,120,821	4,871,450	79.6 %	6,659,301	4,827,392	72.5 %
Purchases	(8,741,850)	(8,158,152)	93.3 %	(4,982,858)	(4,521,438)	90.7 %
Personnel	(17,994,188)	(5,276,000)	29.3 %	(17,702,836)	(5,461,000)	30.8 %
Services and other costs	(304,748,471)	(289,788,209)	95.1%	(276,839,606)	(258,009,583)	93.2%
Amortization and depreciation	(471,681)	-	-	(671,513)	-	-
Non recurring income/(expenses)	(3,750,000)	-	-	(2,988,997)	-	-
Operating income (EBIT)	(2,673,788)	-	-	(4,877,604)	-	-
Gain/(loss) on equity investments	37,937,457	-	-	27,491,426	-	-
Financial income/(loss)	3,407,322	3,183,172	93.4 %	2,526,409	2,673,846	105.8%
Income before taxes	38,670,992	-	-	25,140,231	-	-
Income taxes	(1,756,577)	-	-	(1,208,521)	-	-
Net income	36,914,414	-	-	23,931,709	-	-
<i>Earnings per share</i>	3.95	-	-	2.56	-	-
<i>Diluted earnings per share</i>	3.95	-	-	2.56	-	-

REPLY S.P.A.**STATEMENT OF FINANCIAL POSITION PURSUANT TO CONSOB
RESOLUTION NO. 15519 OF 27 JULY 2006**

(EUROS)	OF WHICH WITH			OF WHICH WITH		
	31/12/2015	RELATED PARTIES	%	31/12/2014	RELATED PARTIES	%
Tangible assets	764,619	-	-	1,095,038	-	-
Goodwill	86,765	-	-	86,765	-	-
Other intangible assets	1,498,954	-	-	866,734	-	-
Equity investments	133,595,730	-	-	130,081,311	-	-
Other financial assets	52,112,144	51,950,078	99.7%	42,486,824	42,298,458	99.6%
Deferred tax assets	1,234,807	-	-	1,521,880	-	-
Non-current assets	189,293,019	-	-	176,138,552	-	-
Trade receivables	259,856,229	92,942,484	35.8%	221,291,693	73,545,065	33.2%
Other receivables and current assets	33,158,420	20,914,569	63.1%	31,666,601	20,643,219	65.2%
Financial assets	58,522,084	57,778,523	98.7%	50,808,755	49,849,243	98.1%
Cash and cash equivalents	55,745,286	-	-	40,913,939	-	-
Current assets	407,282,018	-	-	344,680,988	-	-
TOTAL ASSETS	596,575,038	-	-	520,819,540	-	-
Share Capital	4,863,486	-	-	4,863,486	-	-
Other reserves	151,128,813	-	-	135,140,323	-	-
Net income	36,914,414	-	-	23,931,709	-	-
SHAREHOLDERS' EQUITY	192,906,713	-	-	163,935,517	-	-
Due to minority shareholders	4,468,788	-	-	3,686,707	-	-
Financial liabilities	32,605,828	-	-	29,668,015	-	-
Employee benefits	416,302	-	-	435,868	-	-
Deferred tax liabilities	1,105,248	-	-	911,232	-	-
Provisions	7,398,000	-	-	3,921,700	-	-
Non-current liabilities	45,994,165	-	-	38,623,522	-	-
Financial liabilities	86,803,962	41,140,870	47.4%	69,873,787	26,868,340	38.5%
Trade payables	252,342,479	166,034,822	65.8%	222,959,775	157,098,852	70.7%
Other current liabilities	16,501,719	3,857,513	23.4%	23,360,939	8,189,652	35.1%
Provisions	2,026,000	-	-	2,066,000	-	-
Current liabilities	357,674,160	-	-	318,260,501	-	-
TOTAL LIABILITIES	403,668,324	-	-	356,884,023	-	-
TOTAL LIABILITIES AND SHAREHOLDERS' EQUITY	596,575,038	-	-	520,819,540	-	-

REPLY S.P.A.
EQUITY INVESTMENTS IN SUBSIDIARIES WITH ADDITIONAL
INFORMATION REQUIRED BY CONSOB (COMMUNICATION NO. 6064293
OF 28 JULY 2006)

COMPANY	REGISTERED OFFICE	CURRENCY	SHARE CAPITAL	TOTAL SHAREHOLDERS' EQUITY	NET RESULT	INTEREST	CARRYING VALUE AT 31/12/2015
@logistics Reply S.r.l.	Turin	€	78,000	1,612,410	1,033,235	100.0 %	1,049,167
Air Reply S.r.l.	Turin	€	10,000	15,842	(275,019)	85.0 %	378,500
Arlanis Reply S.r.l.	Turin	€	10,000	372,385	232,868	100.0 %	588,000
Arlanis Reply AG	Potsdam	€	70,000	300,151	240,874	100.0 %	1,005,000
Aktive Reply S.r.l.	Turin	€	10,000	2,539,548	1,779,456	100.0 %	512,696
Atlas Reply S.r.l.	Turin	€	10,000	893,250	360,362	100.0 %	356,575
Avantage Reply Ltd.	London	GBP	5,086	5,733,587	(344,333)	100.0 %	9,483,484
Bitmama S.r.l.	Turin	€	29,407	542,891	345,926	51.0 %	217,019
Blue Reply S.r.l.	Turin	€	10,000	6,952,240	5,806,923	100.0 %	527,892
Breed Reply Ltd	London	GBP	10,000	(1,278,576)	(833,037)	100.0 %	12,477
Breed Reply Investments Ltd.	London	GBP	100	(151,888)	(151,988)	80.0 %	103
Bridge Reply S.r.l.	Turin	€	10,000	191,985	169,527	60.0 %	6,000
Business Reply S.r.l.	Turin	€	78,000	1,913,764	1,328,226	100.0 %	268,602
Centro Sviluppo Realtà Virtuale	Turin	€	50,000	(245,530)	-	100.0 %	200,000
Cluster Reply S.r.l.	Turin	€	139,116	8,320,091	7,243,194	100.0 %	2,610,032
Concept Reply GmbH	Germany	€	25,000	(332,275)	(331,139)	100.0 %	25,000
Consorzio Reply Public Sector	Turin	€	86,500	19,069	749	37.6 %	32,500
Consorzio Reply Energy	Turin	€	4,000	3,951	(49)	25.0 %	1,000
Discovery Reply S.r.l.	Turin	€	10,000	652,834	631,350	100.0 %	1,311,669
e*finance Consulting Reply S.r.l.	Turin	€	34,000	3,870,489	3,173,154	100.0 %	3,076,385
Ekip Reply S.r.l.	Turin	€	10,400	36,833	26,779	100.0 %	30,000
Tamtamy Reply S.r.l. (ex Engage Reply S.r.l.)	Turin	€	10,000	15,655	(2,392)	100.0 %	251,000
Eos Reply S.r.l.	Turin	€	14,000	773,463	369,972	80.7 %	155,369
Forge Reply S.r.l.	Turin	€	10,000	15,655	(1,216,273)	100.0 %	12,000
Hermes Reply Polska zoo	Katowice	ZLT	40,000	3,646,103	1,812,428	100.0 %	10,217
Hermes Reply S.r.l.	Turin	€	10,000	2,946,749	2,200,659	100.0 %	199,500
InEssence Reply GmbH	Düsseldorf	€	25,000	(2,244,462)	(798,156)	70.0 %	17,500
IrisCube Reply S.p.A.	Turin	€	651,735	4,426,812	3,513,382	100.0 %	6,724,952
Juice Reply S.r.l.	Turin	€	10,000	64,141	50,182	100.0 %	140,000

COMPANY	REGISTERED OFFICE	CURRENCY	SHARE CAPITAL	TOTAL SHAREHOLDERS' EQUITY	NET RESULT	INTEREST	CARRYING VALUE AT 31/12/2015
Lem Reply S.r.l.	Turin	€	47,370	17,778	(103,629)	100.0 %	400,012
Like Reply S.r.l.	Turin	€	10,000	15,364	(119,530)	100.0 %	130,000
Live Reply GmbH	Düsseldorf	€	25,000	4,198,561	2,226,591	100.0 %	52,500
Open Reply S.r.l.	Turin	€	10,000	7,832,334	2,873,891	92.5 %	1,417,750
Pay Reply S.r.l.	Turin	€	10,000	1,344,695	1,330,864	100.0 %	10,000
Portaltech Reply GmbH	Gutersloh	€	25,000	(75,647)	407,116	68.0 %	2,017,000
Portaltech Reply S.r.l.	Turin	€	10,000	16,108	(190,171)	85.0 %	104,500
Power Reply S.r.l.	Turin	€	10,000	5,617,840	3,100,265	100.0 %	2,500,850
Reply Consulting S.r.l.	Turin	€	10,000	2,145,784	1,321,360	100.0 %	3,518,434
Reply AG	Gutersloh	€	100,000	25,414,591	(1,024,124)	100.0 %	41,277,722
Reply Services S.r.l.	Turin	€	10,000	228,738	8,773	100.0 %	110,000
Reply Inc.	Michigan	\$	50,000	453,442	195,889	100.0 %	40,596
Reply Ltd.	London	GBP	54,175	2,196,294	2,088,311	100.0 %	11,657,767
Reply do Brasil Sistemas de Informatica Ltda	Belo Horizonte	R\$	650,000	4,494,082	(650,926)	98.5 %	206,816
Ringmaster S.r.l.	Turin	€	10,000	1,590,756	1,504,591	50.0 %	5,000
Riverland Reply GmbH	Munich	€	25,000	7,846,287	1,587,081	100.0 %	10,269,989
Santer Reply S.p.A.	Milan	€	2,209,500	13,765,973	3,171,016	100.0 %	11,386,966
Security Reply S.r.l.	Turin	€	50,000	2,359,694	2,297,647	100.0 %	392,866
Sensoria Inc.	Washington	\$	-	-	-	20.0 %	3,887,432
Square Reply S.r.l.	Turin	€	10,000	204,639	194,832	100.0 %	100,000
Spark Reply S.r.l.	Turin	€	10,000	-	-	85.0 %	8,500
Solidsoft Reply S.r.l.	Turin	€	10,000	11,841	(193,285)	100.0 %	227,000
Storm Reply S.r.l.	Turin	€	10,000	1,708,138	1,030,569	80.0 %	986,000
Syskoplan Reply S.r.l.	Turin	€	32,942	739,868	628,373	100.0 %	949,571
Sytel Reply S.r.l.	Turin	€	115,046	8,533,180	6,195,498	100.0 %	4,991,829
Sytel Reply Roma S.r.l.	Turin	€	10,000	6,881,530	5,082,390	100.0 %	894,931
Target Reply S.r.l.	Turin	€	10,000	2,620,485	1,800,672	100.0 %	778,000
Technology Reply S.r.l.	Turin	€	79,743	6,344,192	5,455,481	100.0 %	216,658
Technology Reply S.r.l. (Romania)	Romania	RON	44,000	(1,067,812)	(1,111,812)	100.0 %	9,919
TripleSense Reply S.r.l.	Turin	€	10,000	-	-	100.0 %	10,000
TripleSense Reply GmbH	Frankfurt	€	51,000	1,101,789	33,712	100.0%	5,153,070
Twice Reply S.r.l.	Turin	€	10,000	3,847,636	(2,946)	98.0%	521,202
Whitehall Reply S.r.l.	Turin	€	21,224	1,714,326	1,604,825	100.0%	160,211

DETAILS OF SHAREHOLDERS' EQUITY STATED ACCORDING TO ORIGIN, POSSIBILITY OF UTILIZATION, POSSIBILITY OF DISTRIBUTION, AVAILABILITY AND THE UTILIZATION IN THE PREVIOUS THREE FISCAL YEARS.

NATURE/DESCRIPTION	AMOUNT	POSSIBILITY OF UTILIZATION	SUMMARY OF THE AMOUNTS USED IN THE PRIOR THREE FISCAL YEARS	
			AVAILABLE	FOR COVERAGE OF LOSSES OTHER
Capital	4,863,486			
Capital reserve				
Reserve for treasury shares	24,502			
Share premium	23,302,692	A,B,C	23,302,692	
Reserve for purchases of treasury shares	29,990,873	A,B,C	29,990,873	
Income reserves				
Legal reserve	972,697	B		
Extraordinary reserve	68,168,781	A,B,C	68,168,781	
Surplus merger reserve	6,347,963	A,B,C	6,347,963	
Retained earnings	674,740	A,B,C	674,740	
Reserve for purchases of treasury shares	19,984,625	A,B,C	19,984,625	
Total			148,469,674	
Non available amount			-	
Residual available amount			148,469,674	
Reserves from transition to IAS/IFRS				
FTA reserve	303,393			
Retained earnings	2,147,961			
Reserve for cash flow hedge	-			
IAS reserve	(12,080)			
Accounting expenses according to IAS 32	(770,448)			
	1,668,826			

Legend

- A: for share capital increase
- B: for coverage of losses
- C: distribution to shareholders

DISCLOSURES PURSUANT TO ARTICLE 149-DUODECIES BY CONSOB

The following table, prepared in accordance with Art. 149-duodecies of the Regolamento Emittenti issued by Consob, reports the amount of fees charged in 2015 for the audit and audit related services provided by the Audit Firm and by entities that are part of the Audit Firm network. There were no services provided by entities belonging to its network.

(EUROS)	SERVICE PROVIDER	2015 FEES
Audit	Reconta Ernst & Young S.p.A.	28,000
Audit related services	Reconta Ernst & Young S.p.A. (1)	1,400
Total		29,400

(1) Attestation of tax forms (tax return, IRAP and Form 770)

ATTESTATION OF THE FINANCIAL STATEMENTS IN ACCORDANCE

with Article 154-bis of Legislative Decree 58/98

The undersigned, Mario Rizzante, in his capacity as Chairman and Chief Executive Officer, and Giuseppe Veneziano, Director responsible for drawing up Reply S.p.A.'s financial statements, hereby attest, pursuant to the provisions of Article 154-bis, paragraphs 3 and 4, of Legislative Decree no. 58 of 24 February 1998:

- suitability with respect to the Company's structure and
- the effective application

of the administration and accounting procedures applied in the preparation of the financial statements for the year ended 2015.

The assessment of the adequacy of administrative and accounting procedures used for the preparation of the statutory financial statements at 31 December 2015 was carried out on the basis of regulations and methodologies defined by Reply prevalently coherent with the Internal Control – Integrated Framework model issued by the Committee of Sponsoring Organisations of the Treadway Commission, an internationally-accepted reference framework.

The undersigned also certify that:

3.1 the Financial Statements

- have been prepared in accordance with International Financial Reporting Standards, as endorsed by the European Union pursuant to Regulation (EC) No. 1606/2002 of the European Parliament and Council, dated 19 July 2002 as well as the measures issued to implement Article 9 of Legislative Decree no. 38/2005;
- correspond to the amounts shown in the Company's accounts, books and records; and
- provide a fair and correct representation of the financial conditions, results of operations and cash flows of the Company.

3.2 the report on operations includes a reliable operating and financial review of the Company and of the Group as well as a description of the main risks and uncertainties to which they are exposed.

Chairman and Chief
Executive Officer
Mario Rizzante

Turin, 15 March 2016
Director in charge of signing t
he financial statements
Giuseppe Veneziano

REPORT ON THE STATUTORY AUDITORS TO THE SHAREHOLDERS' MEETING

pursuant to Article 153 of the Legislative Decree 58/1998 on the financial statements as at 31 december 2015

Dear Shareholders,

pursuant to Article 153 of Legislative Decree No. 58/1998, as well as in compliance with outstanding laws and regulations, the Board of Statutory Auditors is reporting to the Shareholders' meeting on the supervisory activity performed, and any omissions or censurable acts that emerged and can make proposals with respect to the approval of the Financial Statements.

During the course of the financial year ended 31 December 2015, we complied with the duties set forth in Article 149 of Legislative Decree No. 58/1998 and we are providing the following information with reference to the recommendations contained in the Consob communications issued up to the present day concerning the Regulations for Issuers:

1. THE MOST SIGNIFICANT OPERATIONS FROM AN ECONOMIC, FINANCIAL AND EARNINGS STANDPOINT.

We obtained timely and adequate information from the Directors with respect to the most significant operations from an economic, financial and earnings standpoint carried out by the Company and/or by its subsidiaries in 2014 or subsequent to the end of the financial year, among which we note:

- In March 2015, Reply GmbH & Co. KG (now Reply AG) acquired, at 3.5 million Euros, 100% of the share capital of the German company Leadwise Reply GmbH (ex Leadwise Region Mitte GmbH);
- The acquisition in April 2015 of the 7.5% of the share capital of Open Reply S.r.l. at 831 thousand euros, Reply S.p.A. now holds 100% of the share capital;
- In the month of July 2015, the company reorganization plan concerning the merger of Live Reply GmbH in Arlanis Reply GmbH, which subsequently changed its name to Live Reply was concluded;
- In the month of September 2015, the company reorganization project concerning the partial spin-off of the company Reply Services S.r.l in favor of the companies TamTamy Reply S.r.l. (formerly Engage Reply S.r.l.) and Like Reply S.r.l, was concluded. Both companies are wholly owned by Reply S.p.A.;

- The completion, in the month of October 2015, of the transformation of Reply GmbH & Co.KG (limited partnership) in Reply AG (public limited company);
- In the month of December 2015 Reply S.p.A. acquired 100 % of the share capital of the company Centro Sviluppo Realtà Virtuale S.r.l. at the price of 200 thousand Euros;
- The launch in the month of December 2015 of the company reorganization project concerning the partial spin-off of the company Cluster Reply S.r.l. in favor of Cluster Reply Roma S.r.l. (formerly Solidsoft Reply S.r.l.) both wholly owned by Reply S.p.A.;
- The investment made on several occasions over the 2015 by the English company Breed Investments Ltd, in start-ups operating within the " IOT " - "Internet of Things " (Cocoon Alarm Ltd, Xmetrics Sports Ltd, Greeniant BV, Inova Design Ltd, Zeetta Networks Ltd, EnModus Ltd, Gymcraft SL), through the acquisition of minority shareholdings or the granting of convertible loans, for a total of 6,241 thousand Euros;
- In the month of January 2016 Reply S.p.A. sold, to its German subsidiary Reply AG, the equity investments in Arlanis Reply AG, Live Reply GmbH, Riverland Reply GmbH and Triplesense Reply GmbH;
- In the month of March 2016, the company reorganization project concerning the partial spin-off of Target Reply S.r.l. in favor of Data Reply S.r.l. was launched; both companies are wholly owned by Reply S.p.A.

During 2015 Reply S.p.A. also signed three loans / lines of credit with the followings banks and for the following amounts:

- 30,000,000 Euros with Intesa Sanpaolo S.p.A. of which
 - › Tranche A, amounting to 10,000,000 Euros, entirely used for the reimbursement of the 2013 credit line. The residual loan amounted to 9,000,000 Euros at 31 December 2015.
 - › Tranche B, amounting to 20,000,000 Euros, to be used by 31 December 2016. Such credit line was used for 4,500,000 Euro at 31 December 2015.
- 10,000,000 Euros with Unicredit S.p.A. entirely used for the reimbursement of the 2012 credit line. At 31 December the residual loan amounted to 10,000,000 Euros.
- 25,000,000 Euros to be used by 30 September 2018. At 31 December the credit line was used for 1,500,000 Euros.

2. ANY UNUSUAL AND/OR ATYPICAL TRANSACTIONS, INCLUDING INTRA-GROUP OR WITH RELATED PARTIES.

On the basis of meetings with the Directors and with representatives of the Independent Auditor, it did not appear that any atypical or unusual transactions occurred during the financial

year, nor after it ended.

With reference to intra-group transactions, we advise that:

- Reply S.p.A. obtained professional services from Group companies related to revenues connected to contracts stipulated with major clients;
- Reply S.p.A. gave bank guarantees, payable on first request, to subsidiaries;
- Reply S.p.A. granted the following subsidiaries loans without restrictions on use, aimed at supporting their activity:
 - › Open Reply S.r.l., Storm Reply S.r.l., Air Reply S.r.l. and Solidsoft S.r.l. – non-interest bearing loan;
 - › Reply Ltd., Hermes Reply Polska Sp Zoo, Reply do Brasil Sistemas de Informatica Ltda, Live Reply GmbH, Arlanis Reply GmbH, Concept Reply GmbH, Arlanis Reply AG, Portaltech Reply GmbH, InEssence Reply GmbH, InEssence GmbH Italian branch, Reply Inc., Cluster Brasile Ltda (formerly Mind Services Informatica Ltda), Triplesense Reply GmbH, Breed Investments Ltd, Breed Reply Ltd and Technology Reply S.r.l. (Romania)– interest bearing loans;
- Reply S.p.A. provided subsidiaries with management, administrative, commercial and marketing services, the lease of premises, as well as services to manage the corporate internet network, electronic mail and web;
- Reply S.p.A. centrally managed the Group's treasury by means of correspondence bank accounts held by the individual subsidiaries;
- Reply S.p.A. granted Group companies the use of the "REPLY" trademark that it owns;
- Reply S.p.A. acquired "office services" (general services and the availability of office space) from Reply Services S.r.l. and from Santer Reply S.p.A..

Transactions with related parties in 2015, which took place in accordance with market conditions, are related to Emoluments to Directors and Key Management and to "office services, in particular to the office situated in Corso Francia, 110 Turin, provided by Alike S.r.l., Reply S.p.A.'s direct parent company. For these operations the Procedure for Related party transactions was not applied as these transactions are exempt as defined by art. 4.1 and 4.4. of the Procedure.

Such situation also exist as at the date of this report.

It is to be noted that as of May 2015, the Group's consolidated revenues in 2013 and 2014 exceeded Euro 500 million, the Committee for transactions with related parties, identified in the control and risk committee, has taken steps to drafting the amendments deemed necessary to update the "procedure for transactions with related parties " adopted by the Group so as to comply with the provisions of Consob Regulation adopted by resolution no. 17221 of March 12, 2010.

The Procedure for transactions with related parties, as integrated above, has been subject to approval by the Board of Directors at its meeting held on 14/05/2015.

3. INFORMATION PROVIDED IN THE REPORT ON THE OPERATION ON ATYPICAL AND/OR UNUSUAL TRANSACTIONS, INCLUDING INTRA-GROUP TRANSACTIONS AND THOSE WITH RELATED PARTIES.

The information provided by the Directors in the Report on Operations accompanying the Financial Statements as at 31 December 2015 and in the Notes to the Consolidated Financial Statements of the Reply Group and to the Financial Statements as at 31 December 2015 regarding the most significant transactions from an economic, financial and earnings standpoint, as well as transactions with subsidiaries, associated companies and related parties, are adequate.

The Report does not reveal that any atypical and/or unusual transactions occurred during the year or after it ended.

4. COMMENTS AND PROPOSALS ON THE NOTES AND REQUESTS FOR INFORMATION CONTAINED IN THE REPORT OF THE INDEPENDENT AUDITOR.

Reconta Ernst & Young S.p.A., the company entrusted with the audit of the Financial Statements and Consolidated Financial Statements as at 31 December 2015, issued its Report on today's date, in which it confirms that the Financial Statements as at 31 December 2015 of Reply S.p.A. conform to the International Financial Reporting Standards endorsed by the European Union, as well as to the measures issued in implementation of Article 9 of Legislative Decree 38/2005, and were therefore prepared with clarity and represent in a true and fair manner the economic and financial situation, economic result and cash flows of Reply S.p.A. for the financial year ended on such date, and further the Report on Operations and the information set forth in Article 123-bis, paragraph 4, of Legislative Decree 58/1998 presented in the Report on Corporate Governance and the Ownership Structure are consistent with the Financial Statements as at 31 December 2015.

5. COMPLAINTS PURSUANT TO ARTICLE 2408 OF THE ITALIAN CIVIL CODE.

No complaints have been acknowledged pursuant to Article 2408 of the Italian Civil Code in 2014 and at present.

6. FILED COMPLAINTS/LAWSUITS.

The Company's Directors did not advise us of any complaints filed against them in the financial year, nor subsequent to the date it ended.

7. THE GRANTING OF ANY FURTHER APPOINTMENTS TO THE INDEPENDENT AUDITOR AND RELATIVE COSTS.

During 2015, in addition to the appointment to audit the Financial Statements as at 31 December 2015, Reconta Ernst & Young S.p.A. received the following appointments:

- The signing of Reply S.p.A.'s various tax forms (Modelli Unico, IRAP, 770)

The consideration for such appointment was 1 thousand Euros;

- The signing of various tax forms of Reply S.p.A.'s Italian subsidiaries (Modelli Unico, IRAP, 770)

The consideration for such appointment was 15 thousand Euros.

8. ANY APPOINTMENTS OF PARTIES CONNECTED TO THE INDEPENDENT AUDITOR BY ONGOING RELATIONSHIPS, AND THE RELATIVE COSTS.

No further professional appointments were granted to parties connected to Reconta Ernst & Young S.p.A. by ongoing relationships and/or by parties belonging to its network.

9. INDICATION OF WHETHER OPINIONS WERE ISSUED IN ACCORDANCE WITH LAW DURING THE FINANCIAL YEAR.

During the financial year the opinions requested by the Board of Statutory Auditors were issued as provided by law.

10. INDICATION OF THE FREQUENCY AND NUMBER OF MEETINGS OF THE BOARD OF DIRECTORS, EXECUTIVE COMMITTEE AND BOARD OF STATUTORY AUDITORS.

During the financial year, the Board of Directors met 4 times, and the Board of Statutory Auditors 6 times.

The Internal Control and Risk Management Committee met 4 times, the Remuneration Committee met twice, and the Committee for Related Party Transactions met once.

The Board of Statutory Auditors attended the meetings of the Board of Directors, and through its Chairman, those of the Internal Control and Risk Management Committee and the Remuneration Committee.

11. INSTRUCTIONS GIVEN BY THE COMPANY TO SUBSIDIARIES PURSUANT TO ARTICLE 114(2) OF LEGISLATIVE DECREE 58/1998.

The instructions given by Reply S.p.A. to subsidiaries, pursuant to the second paragraph of Article 114 of Legislative Decree 58/1998 appear to be adequate; similarly, the subsidiaries

provided the Parent Company with the necessary information for its timely knowledge of the business situation.

We advise you that in order to guarantee the timely communication of the information requested, Mr. Daniele Angelucci, Executive Director and Finance and Control Manager of Reply S.p.A., also acted as advisor within all of the administrative bodies of the Italian subsidiaries, with the exclusion of the company Ringmaster S.r.l., as well as Director in numerous foreign subsidiaries.

We further advise you that the Chairman of Reply S.p.A.'s Board of Directors, Mr. Mario Rizzante, is the Director of the English subsidiaries Reply Ltd., Portaltech Reply Ltd., Avantage Reply Ltd, Breed Reply Ltd, Breed Reply Investments Ltd.. Tatiana Rizzante, Chief Executive Officer is Director of the English subsidiaries Avantage Reply Ltd and Reply Ltd and is the Managing Director of the German subsidiaries, InEssence Reply GmbH, Portaltech Reply GmbH and Reply AG. Filippo Rizzante, Executive Director holds office as Vice President of Ringmaster S.r.l.

12. SIGNIFICANT ISSUES THAT EMERGED DURING THE MEETINGS HELD WITH THE INDEPENDENT AUDITOR PURSUANT TO ARTICLE 150(3) OF LEGISLATIVE DECREE 58/1998.

During the meetings held with representatives of the Independent Auditors, no significant issues emerged that are worthy of mention.

13. THE COMPANY'S COMPLIANCE WITH THE CORPORATE GOVERNANCE CODE OF THE LISTED COMPANIES' CORPORATE GOVERNANCE COMMITTEE.

Commencing from 2000, the Company adheres to the Corporate Governance Code promoted by Borsa Italiana S.p.A., and revised in July 2015.

On 15 March 2016 the Board of Directors approved the annual Report on Corporate Governance and Ownership Structure prepared pursuant to Article 123 bis of Legislative Decree 58/1998.

14. FINAL CONSIDERATIONS ON THE SUPERVISORY ACTIVITY CARRIED OUT, AS WELL AS WITH RESPECT TO ANY OMISSIONS, CENSURABLE EVENTS OR IRREGULARITIES DISCOVERED DURING SUCH ACTIVITY.

The Board's supervisory activity was carried out through:

- Activities aimed at controlling compliance with laws and the by-laws;
- Participation at the meetings of the Company's governing bodies;

- Acquiring information during periodic meetings with the Independent Auditor concerning both the activity it performed as well as any risks related to its independence;
- Acquiring information during meetings with members of the Board of Statutory Auditors of the subsidiaries to exchange information on the Group's activities and coordinate control and supervisory activities;
- Gathering additional information during meetings with the Chairman of the Company, the Director responsible for drawing up the Company's Financial Statements, the Person in charge of internal control and the Supervisory Body;
- Participation at the meetings of the Internal Control and Risk Management Committee and the Remuneration and Nominating Committee;
- The analysis of any new provisions of law or Consob communications of interest to the Company.

The Board confirmed that the organizational requirements were met to comply with the relevant Company by-laws, laws and regulations, in the constant evolution and search for improvement. In particular, we advise the Shareholders that:

- We have monitored the conformity of the Procedure for Transactions with Related Parties, approved by Reply S.p.A.'s Board of Directors on 11 November 2010 and subsequently approved on 4 May 2015, according to the standards indicated in the Regulations approved by Consob by means of Resolution No. 17221 of 12 March 2010 and subsequent modifications, as well as compliance with it;
- We controlled the correct application of the criteria adopted by the Board of Directors in evaluating the existence of the conditions of independence of the "independent Directors";
- We monitored, when requested, compatibility with legal restrictions on services other than the audit of the annual and consolidated accounting records provided by the Independent Auditor to Reply S.p.A. and to its subsidiaries;
- We controlled compliance with the limit on the accumulation of appointments pursuant to Article 144-terdecies of the Consob Issuers' Regulation No. 11971 as well as whether the members of the Board of Statutory Auditors possess the same pre-requisites of independence required for Directors;
- We did not receive any reports of the Supervisory Body's violation of the Organizational and Management Model pursuant to Legislative Decree 231/01;
- We verified compliance with the laws on "Market abuse" and "Protection of savings" in matters of corporate disclosures of information and "Internal Dealings".

On the basis of the principles mentioned and the information acquired during the audits and

participation at meetings with the persons responsible for administration and the internal control, we reached the following conclusions:

1) ADMINISTRATION

The Board of Statutory Auditors, having participated at the meetings of the Board of Directors, on the basis of the information obtained at such time, acknowledges that it has verified, with the exclusion of control of the merits of the opportunity and economic convenience of the choices made by such body, that the transactions performed and being carried out by the Company are based on principles of proper administration, conform to law and the By-laws, do not conflict with the resolutions of the Shareholders' meetings or compromise the integrity of the Company's assets.

2) ORGANISATIONAL STRUCTURE

Within the scope of the responsibilities bestowed on us by the rules set forth in Legislative Decree 58/1998 and in compliance with the Governance Rules of the Board of Statutory Auditors, we met periodically with the Directors of the Independent Auditor and the organizational department, to gather the necessary information.

This allowed the Board of Statutory Auditors to thoroughly supervise the Company's organizational structure and to arrive at a judgment of overall adequacy with respect to its size.

3) INTERNAL CONTROL SYSTEM

Within the Board of Directors there is a Committee for Internal Control and Risk Management, a Remuneration and Nominating Committee, and a Committee for Transactions with Related Parties, whose activities are carried out according to a program in line with the needs of the Company.

The participation of the Director in charge of the Internal Control, as well as our participation at the meetings of the Internal Control and Risk Management Committee, allowed us to coordinate our functions as the Internal Control and Audit Committee, assumed pursuant to Article 19 of Legislative Decree 39/2010, with the activities of the Internal Control and Risk Management Committee, and, in particular, to carry out the supervisory activities provided by Article 19 of Legislative Decree No. 39/2010.

On the basis of our analysis and the audits conducted, the overall system appears to be substantially fair and reliable.

We received from Reconta Ernst & Young S.p.A. the notice issued pursuant to Article 17(9a) of Legislative Decree 39/2010, as well as the report set forth in Article 19(3) of Legislative Decree No. 39/2010 which states that no fundamental issues emerged during the audit, nor significant gaps in the Internal Control System in relation to the financial reporting process.

On the basis of our analysis and the audits conducted, the overall system appears to be

substantially fair and reliable.

4) ADMINISTRATIVE- ACCOUNTING SYSTEM

Our assessment of the administrative-accounting procedures is positive, and they also appear to be imposed on the companies belonging to the Group.

We therefore deem that the administrative-accounting system is suitable to represent and monitor management, the presentation of the data for the reporting period, the identification, prevention and management of financial and operational risks, and any fraud that could damage the Company.

The Chairman and the Director in charge of drawing up the Company's Financial Statements have issued, pursuant to Article 81-ter of Consob Regulation No. 11971/1999 and subsequent modifications and supplements, the attestation required by Article 154-bis(5) of TUF (Legislative Decree 58/1998).

15. ANY PROPOSALS TO MAKE TO THE SHAREHOLDERS' MEETING PURSUANT TO ARTICLE 153 OF LEGISLATIVE DECREE 58/1998.

In relation both to the provision of the second paragraph of Article 153 of Legislative Decree 58/1998 and the general supervisory obligation pursuant to Article 149(1) of such Decree, as well as the agenda of the Shareholders' meeting which includes discussion of the Financial Statements for the reporting period, the Board of Statutory Auditors states that it has supervised compliance with the procedural rules and law with respect to their preparation.

We note that the Financial Statements as at 31 December 2012 were prepared in compliance with European Regulation No. 1606/2002 of 19 July 2002, in compliance with International Financial Reporting Standards (IAS/IFRS).

On the basis of the controls made directly and the information exchanged with the Independent Auditor, and also in view of the latter's report pursuant to Article 14 of Legislative Decree 39/2010 which expresses a judgment without reservations, the Board of Statutory Auditors has no comments or proposals with respect to the Financial Statements or Report on Operations and the proposals set forth therein, which it consequently considers, to the extent of its specific expertise, should meet your approval.

Similarly, with specific reference to the provision of the second paragraph of Article 153 of Legislative Decree 58/1998, the Board does not have any proposals to make with respect to the other matters within its scope of expertise.

With reference to the point on the agenda concerning the purchase and disposal of treasury shares, recalling disclosures made by the Directors, the Board states that the resolution proposed is in accordance with articles 2357, 2357-ter of the Italian Civil Code, in accordance

with Article 132 of Legislative Decree 58/1998, as well as those of Art. 144-bis of Consob's Issuers Regulation no. 11971 of 14 May 1999.

With reference to the point on the agenda related to the resolution to revoke the delegation granted to the Board of Directors dated 28/04/2011 pursuant to art. 2443 of the Civil Code and the simultaneous allocation of delegates to the current Board of Directors to increase the paid-in share capital by a maximum nominal amount of € 312,000 for a maximum period of five years by way of contribution of shares in capital companies subject similar or akin to that of Reply S.p.A, with share premium and the exclusion of option rights pursuant to art. 2441, c. 4 of the Civil Code, amending art. 5 of the Bylaws, considering disclosures made by the Directors, the Board acknowledges that the proposed resolution is in conformity with the provisions of the Civil Code, the Legislative Decree no. 58/1998 and the contents of which the Consob Regulation adopted with resolution no. 11971/1999.

Turin, 30 March, 2016

THE STATUTORY AUDITORS

(Prof. Cristiano Antonelli)

(Dott.ssa Ada Alessandra Garzino Demo)

(Dott. Paolo Claretta Assandri)

**Independent auditor's report
in accordance with art. 14 and 16 of Legislative Decree n. 39, dated January 27, 2010
(Translation from the original Italian text)**

To the Shareholders of Reply S.p.A

Report on the financial statements

We have audited the accompanying financial statements of Reply S.p.A., which comprise the statement of financial position as at December 31, 2015, and the income statement, statement of comprehensive income, statement of changes in equity and statement of cash flow for the year then ended, and a summary of significant accounting policies and other explanatory notes.

Directors' responsibility for the financial statements

The Directors of Reply S.p.A. are responsible for the preparation and fair presentation of these financial statements in accordance with International Financial Reporting Standards as adopted by the European Union as well as with the regulations issued to implement art. 9 of Legislative Decree n. 38, dated February 28, 2005.

Auditor's responsibility

Our responsibility is to express an opinion on these financial statements based on our audit. We conducted our audit in accordance with International Standards on Auditing (ISA Italia) implemented in accordance with art. 11, paragraph 3 of Legislative Decree n. 39, dated January 27, 2010. Those standards require that we comply with ethical requirements and plan and perform the audit to obtain reasonable assurance about whether the financial statements are free from material misstatement.

An audit involves performing procedures to obtain audit evidence about the amounts and disclosures in the financial statements. The procedures selected depend on the auditor's professional judgment, including the assessment of the risks of material misstatement of the financial statements, whether due to fraud or error. In making those risk assessments, the auditor considers internal control relevant to the entity's preparation and fair presentation of the financial statements in order to design audit procedures that are appropriate in the circumstances, but not for the purpose of expressing an opinion on the effectiveness of the entity's internal control. An audit also includes evaluating the appropriateness of accounting policies used and the reasonableness of accounting estimates made by Directors, as well as evaluating the overall presentation of the financial statements.

We believe that the audit evidence we have obtained is sufficient and appropriate to provide a basis for our audit opinion.

Opinion

In our opinion, the financial statements give a true and fair view of the financial position of Reply S.p.A as at December 31, 2015, and of its financial performance and its cash flows for the year then ended in accordance with International Financial Reporting Standards as adopted by the European Union and with art. 9 of Legislative Decree n. 38, dated February 28, 2005.

Report on other legal and regulatory requirements

Opinion on the consistency with the financial statements of the Report on Operations and of specific information of the Report on Corporate Governance and Ownership Structure

We have performed the procedures required under audit standard SA Italia n. 720B in order to express an opinion on the consistency of the Report on Operations and of specific information of the Report on Corporate Governance and Ownership Structure as provided for by art. 123-bis, paragraph 4 of Legislative Decree n. 58, dated February 24, 1998, with the financial statements, as required by the law. The Directors of Reply S.p.A. are responsible for the preparation of the Report on Operations and of the Report on Corporate Governance and Ownership Structure in accordance with the applicable laws and regulations. In our opinion the Report on Operations and the specific information of the Report on Corporate Governance and Ownership Structure are consistent with the financial statements of Reply S.p.A as at December 31, 2015.

Turin, March 30, 2016

Reconta Ernst & Young S.p.A.

Signed by: Luigi Conti, partner

This report has been translated into the English language solely for the convenience of international readers.

REPORT ON CORPORATE GOVERNANCE AND OWNERSHIP STRUCTURE 2015

Reply S.p.A.

REPORT ON CORPORATE GOVERNANCE AND OWNERSHIP STRUCTURE 2015

Approved by the Board of Directors on 15 March 2016

www.reply.eu

Pursuant to art.123 bis Legislative Decree no. 58/1998.

246	CORPORATE GOVERNANCE SYSTEM
248	OWNERSHIP STRUCTURE (ex Art. 123-bis, paragraph 1, of Italian Legislative Decree. 58/1998) at 15 March 2016
248	Capital structure
248	Restrictions on the transfer of shares
248	Significant shareholders
249	Shares granting special rights
249	Employee shareholdings: mechanism exercising voting rights
249	Restrictions on voting rights
249	Agreement with shareholders
250	Change of control and statutory rulings in public tender offers
250	Financing contracts
250	Business agreements and contracts
250	Public offices
251	Proxies to increase share capital and authorization to buy treasury shares
253	MANAGEMENT AND COORDINATION ACTIVITIES
253	COMPLIANCE (ex Art. 123-bis, para 2, letter a, TUF)
254	BOARD OF DIRECTORS
254	Nomination and substitution of Directors
255	Members
262	Role of the Board of Directors
265	Chairman of the Board, Chief Executive Officers and Executive Directors
271	Independent Directors
273	Lead Independent Director
273	PROCESSING OF CONFIDENTIAL INFORMATION
275	COMMITTEES WITHIN THE BOARD OF DIRECTORS
275	REMUNERATION COMMITTEE
276	REMUNERATION OF DIRECTORS
277	CONTROL AND RISK COMMITTEE
278	INTERNAL CONTROL AND RISK MANAGEMENT
278	Foreword
278	Instruments and monitoring business objectives
279	Instruments monitoring compliance objectives
280	Instruments monitoring reporting objectives
280	Characteristics of the current internal control and risk management system in relation to the financial reporting period
284	Director in charge of the Internal control system
284	Head of the Internal Audit department
284	Organizational model pursuant to ex legislative decree 231/01
286	Independent Audit Firm
286	Director in charge of drawing up the Financial Statements and legal documents
287	DIRECTORS' INTEREST AND TRANSACTIONS WITH RELATED PARTIES
289	APPOINTMENT OF STATUTORY AUDITORS
291	STATUTORY AUDITORS
294	RELATIONS WITH SHAREHOLDERS
294	GENERAL SHAREHOLDERS' MEETING
295	OTHER CORPORATE GOVERNANCE PRACTICES
295	CHANGES SUBSEQUENT TO THE YEAR END UNDER REVIEW

CORPORATE GOVERNANCE SYSTEM

The Corporate governance system adopted by the company, that is, the set of laws and bylaws adopted in order to ensure the efficient and transparent functioning of the corporate bodies and of the control systems, adheres to the Corporate Governance Code issued by Borsa Italiana in March 2006, updated in July 2015 (hereinafter "the Code").

The Company is incorporated under Italian law and listed on the stock exchange on the MTA market, STAR segment. The governance structure of Reply S.p.A. – based on the traditional model, is made up of the following bodies: The General Shareholders' meeting, the Board of Directors (that carries out its function through Executive Directors and is advised by an Internal Control and Risks Committee and a Remuneration and Nomination Committee), the Board of Statutory Auditors and Independent Auditors.

The General Shareholders' meeting is the corporate body, which expresses the requests of the shareholders through its resolutions. Resolutions passed in compliance with the law and the by-laws are binding on all shareholders independently whether they agree or disagree unless the latter draw out, in the cases allowed. The Shareholders are convened according to the rules set out for listed companies.

The Board of Directors has the function to define and approve the company's strategic, operating and financial plans in addition to the corporate structure it heads. The Board is invested with the broadest powers of management of the company in order to perform all the actions held to be most appropriate in the pursuit of the company object, with the exception of those reserved to the Shareholders' meeting.

The Board of Statutory Auditors is responsible for the supervision of compliance with the law and by-laws and more specifically:

- Supervision of proper management by verifying:
 - › The respect of good management principles;
 - › The adequate structure of the company;
 - › The implementation of the rules of corporate governance;
 - › The adequacy of information disclosed by the subsidiaries in relation to mandatory information to the market and concerning privileged information.
- Role of committee for internal control and audit responsible for overseeing:
 - › The financial reporting process;
 - › The effectiveness of the internal control, internal audit and risk management systems;
 - › The audit of the annual separate and consolidated accounts;
 - › The independence of the independent auditors.

The Board of Statutory Auditors is not responsible for the legal audit which is a function performed by an independent company appointed by the Shareholders' meeting.

The independent audit firm is responsible for checking that the company's accounts are properly kept and that managerial operations are correctly reflected in the accounting records.

The auditors also verify that the separate and consolidated accounts correspond to the accounting records and to verifications performed and that they are in compliance with the applicable regulations. The Independent Auditors can also perform other services upon request of the Board of Directors, if not incompatible with the legal audit engagement

Governance also includes the Internal Control System, the Organizational and management Model pursuant to Article 6 of Legislative Decree no. 231/2011 and the structure of the powers and proxies, as presented herein.

The following Report - and where it is deemed necessary in Report on Remuneration- includes the governance structure examined by the Board of Directors on 15 March 2016 and it accounts for the recommendations of the Code that the Board of Directors has decided not to adopt, providing related motivations and/or, where pertinent, the alternative recommendations adopted.

The Report on Corporate Governance, that is an integral part of the Report on Operations, along with the company's by-laws, are available on the company's website (www.reply.eu – Investors – Corporate Governance).

OWNERSHIP STRUCTURE (ex Art. 123-bis, paragraph 1, of Italian Legislative Decree. 58/1998) at 15 March 2016

CAPITAL STRUCTURE

The share capital structure of Reply S.p.A. is summarized below.

The share capital fully paid and subscribed at 15 March 2016, amounts to 4,863,485.64 Euros, divided in 9,352,857 ordinary shares having nominal value of 0.52 Euros- no other form of shares exist.

At present, the stock option plans, no longer exist as the stock options have been entirely exercised.

OWNERSHIP STRUCTURE

	ORDINARY SHARES	% WITH RESPECT TO S.C.	LISTED/ NON-LISTED	RIGHTS AND OBLIGATIONS
Ordinary shares	9,352,857	100%	Listed	ex law
Plural voting share	-	-	-	-
Limited voting share	-	-	-	-
Non voting share	-	-	-	-
Other	-	-	-	-

RESTRICTIONS ON THE TRANSFER OF SHARES

The by-laws do not foresee restrictions on the transfer of shares.

SIGNIFICANT SHAREHOLDERS

According to the Shareholders' Ledger, to the notifications received in compliance to the laws and according to other available information as at 15 March 2016, the shareholders that directly or indirectly hold stakes greater than 2% of the share capital having the right to vote are the following:

SHAREHOLDER	DIRECT SHAREHOLDER	OWNERSHIP % OVER SHARE CAPITAL	OWNERSHIP % OVER VOTING CAPITAL
Rizzante Mario	Alika S.r.l.	52.7775	52.7775
	Rizzante Mario	0.1080	0.1080
	Total	52.8855	52.8855
Goldman Sachs Segregation	Goldman Sachs Segregation	3.9957	3.9957

SHARES GRANTING SPECIAL RIGHTS

No shares have been issued that grant special rights of control.

EMPLOYEE SHAREHOLDINGS: MECHANISM EXERCISING VOTING RIGHTS

In the case of employee shareholdings, a system by which the voting right can be exercised directly by someone else does not exist.

RESTRICTIONS ON VOTING RIGHTS

The company by-laws have not established restrictions on voting rights.

AGREEMENT WITH SHAREHOLDERS

At present, the Company has the following lock-up agreements in compliance to art. 122 of Legislative Decree n. 58/1998, in which shareholders have more than 2% of the share capital. Agreement dated 9 November 2004, tacitly renewed for a further three year period and until 9 November 2010, and tacitly renewed for a further three-year period until 9 November 2013, by which the shareholders of Alika S.r.l., with headquarters in Torino Corso Francia no. 110, share capital of 90,600.00 Euros entirely called up, fiscal code and Torino company registration no. 07011510018, for a stake of 46,206.00 Euros equivalent to 51% (fifty-one percent) of the share capital and more specifically:

- Mr. Mario Rizzante holder of 5,706.00 Euros, equivalent to approximately 6.3% (six point three percent) of the share capital;
- Mrs. Maria Graziella Paglia holder of 17,100.00 Euros equivalent to approximately 18.87% (eighteen point eighty-seven percent) of the share capital;
- Mrs. Tatiana Rizzante holder of 11,700.00 Euros equivalent to approximately 12.91% (twelve point ninety-one percent) of the share capital;
- Mr. Filippo Rizzante holder of 11,700.00 Euros equivalent to approximately 12.91% (twelve point ninety-one percent) of the share capital;

have signed a lock up agreement according to ex Article 122 of TUF for a three year period and renewable for equal periods as long as one of the shareholders does not communicate the cancellation with a six months written notice, having the right to vote in the company Alika S.r.l., holding of Reply S.p.A.

CHANGE OF CONTROL AND STATUTORY RULINGS IN PUBLIC TENDER OFFICES

With reference to agreements that could be cancelled in relation to a change of control in Reply S.p.A., the following is noted:

FINANCING CONTRACTS

Reply S.p.A. has entered into the following loan agreement with Intesa San Paolo:

- On 31 March 2015 a contract was signed for 30 million Euros.

Reply S.p.A. has entered into the following loan agreements with Unicredit SpA:

- On 8 April 2015 a contract was signed for 10 million Euros;
- On 30 September 2015 a contract was signed for 25 million Euros.

These contracts, having the scope of financing the Group for acquisitions on the Italian or European market, allow the funding banks the faculty to call off the contract in case of a change of control directly or indirectly in Reply S.p.A., in accordance with Art. 2359 of the Italian Civil Code.

BUSINESS AGREEMENTS AND CONTRACTS

Within some business agreements and contracts undersigned by Reply S.p.A. it is mandatory to notify the change of control: the Company has also undersigned contracts in which the clause "Change of control" implies immediate cancellation of the contract.

Such agreements, which are not very significant when compared to the whole of Group activities, are subject to confidentiality clauses.

PUBLIC OFFICES

Reply's by-laws do not provide any regulations in relation to the passivity rule provided for by art. 104, paragraph 1 and 2 of TUF nor does it foresee the application of the neutralization rules contemplated in art. 104-bis, paragraphs 2 and 3 of the TUF.

PROXIES TO INCREASE SHARE CAPITAL AND AUTHORIZATION TO BUY TREASURY SHARES

The General Shareholders' meeting has given proxy to the Board of Directors to increase the share capital, pursuant to Article 2443 of the civil code.

The information regarding the current proxies is detailed in the table below:

RESOLUTION		AMOUNT PROXY		PROXY EXECUTED		
THE GENERAL SHAREHOLDERS' MEETING	PROXY	EXPIRY DATE	EUROS	SHARES	THE GENERAL SHAREHOLDER MEETING	PROXY
28/04/2011	The Board of Directors has the proxy to increase the share capital with the exclusion of pre-emptive rights, payable in different forms and to be executed separately against payment in shares of enterprises having the same business scope or instrumental to the development of the Company's activities.	28/04/2016	312,000	600,000	-	-

On 28 April 2011 the Company resolved to grant the Board of Directors, pursuant to Article 2443 of the Civil Code, the powers to increase the share capital in one or more tranches for a period of five years pursuant to art. 2441 paragraph 4, for a maximum nominal value of 312,000 Euros through the issue of 600,000 Reply S.p.A ordinary shares with a par value of 0.52 Euros each, to be executed in one or more tranches and therefore separable, for a maximum five year period.

The new shares will be issued separately against payment in shares of enterprises having the same business scope or instrumental to the development of the Company's activities.

The Board of Directors pursuant to Article 2441, paragraph 6 of the Civil Law, shall determine the price of the shares with reference to the trend of the stock market for the operation in the increase of share capital, and subordinated to the best practice methods of evaluation at an international level that take into consideration the market multipliers of comparable companies and to financial economic models commonly recognized and used in the respect of the minimum share price calculated as the single value of the share of the consolidated net equity resulting in the most recently approved Financial Statements by the Board of Directors prior to the resolution of the increase in share capital.

The Shareholder's, following resolution passed on 16 April 2015, have authorized the acquisition of treasury shares in accordance with art. 2357 of the Italian Civil Code as follows:

number of shares: considering the treasury shares already held by the Company at the said date, a maximum number of 1,869,564 ordinary shares at 0.52 Euros, corresponding to

19.9892% of the existing share capital within the maximum spending limit of 30,000,000 Euros;
duration: for a period of 18 months, that is from 16 April 2015 to 16 October 2015, in substitution of the previous authorization resolved by the Shareholders' meeting of 23 April 2013;

minimum purchase price: nominal value of the ordinary shares (presently 0.52 Euros);

maximum purchase price: not greater than the official trade price on the MTA Market the day prior to the purchase applying a spread of 15%, and a disbursement of maximum 50,000,000 Euros;

authorization to sell: (i) on the market or in blocks, through a public bid; (ii) sale, transfer, or trade of shares for investment acquisitions or negotiations with strategic partners (iii) following agreements made with individual Directors, employees and or collaborators of the Company or with directly or indirectly controlled companies, that do not meet the requirements of Stock granting pursuant to ex. Art. 114 bis of the TUF (iv) against payment in kind pursuant to the regulations of the Stock Granting plans.

At the reporting date the company held 1.007 treasury shares.

It is to be noted that:

- The information requested by art.123-bis, first paragraph letter i) of TUF is disclosed in the Directors' report at the paragraph disclosing Director's remuneration;
- The information requested by art.123-bis, first paragraph letter l) of TUF is disclosed in the Directors' report at the paragraph disclosing information on the Board of Directors.

MANAGEMENT AND COORDINATION ACTIVITIES

Reply S.p.A. is not subject to management and coordination activities pursuant to Article 2497 and subsequent of the civil code.

The Parent company does not exercise control and coordination activities over Reply S.p.A. in as much as it qualifies as a holding, lacking an autonomous organizational structure and consequently does not carry out management activities for Reply S.p.A.

All the Italian subsidiaries held, directly or indirectly, by Reply S.p.A. have accurately disclosed the control and coordination to which they are subject by Reply S.p.A. in accordance with art. 2497 – bis of the Italian Civil Code.

COMPLIANCE (ex Art. 123-bis, para 2, letter a, TUF)

The Report herein reflects and illustrates the corporate governance structure that the Company has adopted in compliance to the requirements of the Code, available on Borsa Italiana's website <http://www.borsaitaliana.it/borsaitaliana/regolamenti/corporategovernance/codice2015.pdf> and to which the Company has adhered.

The Board of Directors is always inclined at evaluating any new views and orientations that the Corporate Governance Code could consider and eventually integrate and amend the Company's Corporate Governance only if, and compatible with the company's reality, and that such integration enables the Company to further strengthen its reliability with investors.

Reply S.p.A. and its key strategic subsidiaries, to the Board of Directors knowledge, are not subject to foreign laws that have an influence on the corporate governance structure of the Issuer.

BOARD OF DIRECTORS

NOMINATION AND SUBSTITUTION OF DIRECTORS

The nomination and substitution of Directors is disciplined by art. 16 (Nomination of Directors) of the by-laws, and is available on the Company's website (www.reply.eu under – Investors – Corporate Governance).

Art. 16 of the Company by-laws, regulates that:

- The list of candidates running for Director, shall be deposited at the company's registered office twenty-five days prior to the date of the first call for the Annual General Shareholders' meeting; at least twenty-one days prior to the Shareholders' meeting, the list together with the information and declarations required, shall be made available to the public;
- Only those shareholders that alone or together with others represent 2.5% of the ordinary voting shares have the right to present the lists or the minimum minority voting share required in accordance with binding laws or regulations;
- The lists that do not reach the percentage of votes equivalent to at least half of those required for the presentation of the same, cannot be considered when apportioning the Directors to be elected;
- The list presenting candidates equivalent or superior to three shall be composed by candidates from both genders, so as the number of candidates, in accordance to the regulations of the Report, belong also to the less represented genders (it shall be rounded up to the next number if in excess);
- The voting mechanism appoints the Directors from the list having obtained the majority votes by the shareholders and following the order on the list, five sevenths of the Directors will be selected from the eligible candidates, while the remaining Directors will be selected from the other lists, guaranteeing in any case, that at least one candidate has been voted by the minority list that has received the most number of votes and that is not connected in any way, not even indirectly, to the shareholders that presented or voted the list that reached the greatest number of votes;
- In the case where the minimum number of Independent Directors have not been nominated according to the procedure mentioned above, the last candidate elected from each list which has been nominated by at least one Director and who has received the most votes will be substituted by the candidate immediately following until the minimum number of Independent Directors have been elected.
- As to represent a balance in the genders, the last candidate elected from the section of the list that obtained the most votes belonging to the most represented gender shall lapse and

shall be replaced by the first candidate not elected from the same list and the same section belonging to the least represented gender. Otherwise, the Shareholders' Meeting shall make up the number of the Board of Statutory Auditors with the majorities required by law, ensuring that the requirement is complied with.

- The company by-laws regulate that Independent Directors not only must meet the requirements established for Statutory Auditors in accordance with art. 148, paragraph 3, of Legislative Decree 24 February 1998 no. 58, but must also meet requirements established by the Corporate governance code adopted by the Company.

Considering the current composition of the Board of Directors and the participation of various members, a succession plan for Executive Directors has not been adopted also in light of the fact that the business management is guaranteed through a prompt substitution of executives.

MEMBERS

The Company's Board of Directors is made up of a variable number of members from a minimum of 3 to a maximum of 11. The number of members is resolved by the Annual General Shareholders' meeting.

As required by the Corporate Governance Code, the Board of Directors is made up of Executive and Non-Executive Directors, the number, competence, authority and time availability of Non-Executive Directors shall be such as to ensure that their judgment may have a significant impact on the taking of board's decisions.

At present the Board of Directors is made up of nine (9) Directors of which six (6) Executive:

- Mr. Mario Rizzante Chairman and Chief Executive Officer
- Ms. Tatiana Rizzante Chief Executive Officer
- Mr. Oscar Pepino Executive Director
- Mr. Claudio Bombonato Executive Director
- Mr. Daniele Angelucci Executive Director
- Mr. Filippo Rizzante Executive Director
- Dott. Filippo Rizzante Executive Director

and three (3) Non-Executive and Independent Directors:

- Mr. Fausto Forti (Lead Independent Director)
- Mrs. Maria Letizia Jaccheri
- Mr. Enrico Macii

The Directors operate and take decisions in an informed and unconditioned matter, pursuing the primary objective of creating value for the shareholders. They hold office with the awareness of being able to dedicate the necessary time in order to carry out their actions diligently.

The members above were nominated through the Annual Shareholders' resolution on April 23, 2015 based on the list presented by the majority shareholder Alike S.r.l. Office for the above members terminated with the approval of the 2017 financial statements.

The Chairman coordinates the activities and conducts the Board of Directors Meetings and takes the necessary actions so as to inform the members well in advance on significant points and useful items in order to participate in a profitable manner with the exception of urgent and confidential matters.

The Chairman furthermore, by means of the operational members of the company, makes sure that the Directors participate in initiatives aimed at increasing knowledge of the company reality and its evolution and that they are informed about the major new legislation and regulations that concern the Company and its governing bodies.

With regard to the application of the criterion of apportionment in relation to the election of Directors, pursuant to Art. 147 ter, paragraph 1 ter of the TUF, the Company has applied it as from the renewal of the corporate bodies that took place in 2015.

The table below discloses the main information related to the Board of Directors in compliance with Article 144-duodecies issued by Consob

Name	Position held	Year of Birth	Date of first nomination	Board of Directors		Internal control and risks committee		Remuneration and Nomination committee							
				In office	L (**)	E	N.E	I. code	I. TUF	%	Other offices	Attendance	%	Attendance	%
Mario Rizzante	Chairman and Chief Executive Officer	1948	10/07/2000	From 1/1/15 to 31/12/17(*)	M	X	-	-	-	-	100,00%	-	-	-	-
Tatiana Rizzante	Chief Executive Officer	1970	10/06/2003	From 1/1/15 to 31/12/17(*)	M	X	-	-	-	-	100,00%	1(**)	-	-	-
Oscar Pepino	Executive Director	1952	10/07/2000	From 1/1/15 to 31/12/17(*)	M	X	-	-	-	-	75,00%	-	-	-	-
Claudio Bombonato	Executive Director	1946	13/12/2007	From 1/1/15 to 31/12/17(*)	M	X	-	-	-	-	75,00%	2	-	-	-
Daniele Angelucci	Executive Director	1956	27/04/2012	From 1/1/15 to 31/12/17(*)	M	X	-	-	-	-	100,00%	-	-	-	-
Filippo Rizzante	Executive Director	1972	27/04/2012	From 1/1/15 to 31/12/17(*)	M	X	-	-	-	-	100,00%	-	-	-	-
Fausto Forti	Lead Independent Director	1949	19/04/2004	From 1/1/15 to 31/12/17(*)	M		X	X	X	X	100,00%	-	X	X	100%
Marco Mezzalama	Non-Executive Independent Director	1948	10/06/2003	From 1/1/12 to 23/4/15 (**)	M		X	X	X	X	100,00%	1	X	X	100%
Carlo Alberto Carnevale Maffé	Non-Executive Independent Director	1961	28/07/2005	From 1/1/12 to 23/4/15 (**)	M		X	X	X	X	100,00%	1	X	X	100%
Maria Letizia Jaccheri	Non-Executive independent Director	1965	23/04/2015	From 23/4/15 to 31/12/17(**)	M		X	X	X	X	100,00%	-	X	X	100%
Enrico Macii	Non-Executive independent Director	1966	23/04/2015	From 23/4/15 to 31/12/17 (**)	M		X	X	X	X	100,00%	-	X	X	100%
Number of meetings held in 2015				Board meetings: 4											
				Meetings of the Risk and Control Committee: 5											

(*) in office until the Shareholders' meeting for the approval of 31 December 2017 Financial Statements
(**) the last quorum for the presentation of the lists reached 2.5%. Nomination was unanimous with votes in favors amounting to 57.618% of share capital.

Legend

L: list

M/m: M/majority list m/minority list

E: Executive

N.E.: Non-Executive

i: independent

I: TUF independent pursuant to art. 148 of TUF

Following is a brief description of personal and professional characteristics of the members of the Board of Directors of the Company.

Mario Rizzante (Chairman, Chief Executive Officer and founder of Reply S.p.A.)

Mr. Rizzante received a graduate in Science of Informatics at the University of Turin. In the 70's, within the Fiat Group, Mr. Rizzante worked on several projects for manufacturing automation. In 1981 Mr. Rizzante left Fiat and founded Mesarteam S.p.A., a System Integration company that in a few years became one of the leading Italian companies in the ICT sector. In 1990 Mesarteam was sold to Sligos, company belonging to the Group Crédit Lyonnais and Mr. Rizzante contributed as Chairman and strengthened relations with important international clients. In 1994 Mr. Rizzante joined Digital (now HP), as Southern Europe Territory Manager of System Integration and Consulting. In June 1996, together with other partners Mr. Rizzante decided to undertake a new entrepreneur endeavor: constructing a system integration and consulting company specialized in new internet technologies. Reply comes to life. Within only four years since its constitution, in December 2000, Mr. Rizzante leads Reply to the Stock market, listing it on the market in Milan. In 2015 he was nominated "Cavaliere del Lavoro" (Historian of the Workforce).

Tatiana Rizzante (Chief Executive Officer of Reply S.p.A.)

Tatiana Rizzante received a Bachelor degree in Informatics Engineering at the Polytechnics of Turin. Immediately after having graduated, in 1995 Mrs. Rizzante begins working in the field of experimental and research activities on the Internet in collaboration with the Polytechnics of Turin and Cselit. In 1996 within Technology Reply S.r.l., she participates actively in projects involving the realization of Intranet websites, network computing and information retrieving. She continues her career within the Reply Group covering the role of Technical Director in Sytel Reply S.r.l. with the task of developing a competence center related to Internet services for Telecommunication operators. In 2002 Mrs. Rizzante was appointed Senior Partner of Reply with the mission of pursuing the business line Technological Architectures and Portals, along with marketing, communication and partnership activities. In 2003 Mrs. Rizzante was appointed Director of the Board of Directors of Reply and carries out Sales & Marketing activities in Italy for the entire Group. From April 2011 to April 2015 she held the position as Independent Director at Ansaldo Sts S.p.A. (Finmeccanica Group company). She was a member of the Board of Directors of Confindustria Digitale until April 2014, an industrial federation of representation, which has the aim to promote the development of the digital economy through competition and the innovation of the country.

Oscar Pepino (Executive Director and founder of Reply S.p.A.)

Mr. Pepino graduated in Science Informatics at the University of Turin in 1977. In 1981 he founded Mesarteam S.p.A., a System Integration company fulfilling his management role from the headquarters in Milan. After Mesarteam was sold to Sligos, company belonging to the Group Crédit Lyonnais in 1990, Mr. Pepino joins Digital (now HP), covering the role of informatics consultant. In June 1996 he participates in the foundation of Reply and fulfils the role of Chief Executive Officer with the task of Technical and Quality Director of the Reply Group. Mr. Pepino is currently in charge of the Reply Group Operations Office which runs the informatics system, quality management, the management of operational quarters, PM Academy and Cmmi; Safety at work and Privacy, supervision of the Internal Control System and tasks associated to this role in accordance with the Procedures for Operations with Related Parties.

Claudio Bombonato (Executive Director of Reply S.p.A.)

Mr. Claudio Bombonato graduated in Aeronautics Engineering from the Polytechnics of Turin. He holds a Doctorate in Philosophy in Aerospace Engineering from the Turin University, and also a Masters degree in Business Administration from Università Commerciale Luigi Bocconi. After a 10 year professional experience in Fiat Aviation Division and IBM Italy, he started working at McKinsey (in 1981) where he was mainly involved in the banking sector and ICT. In 1986 he became Partner and leader in financial institutional practices and ICT in Italy. In 1990, he was appointed Director of the company by McKinsey and was a member of the European leadership group on Financial Institutions. Mr. Claudio Bombonato was the European Supervisor overseeing Commercial Banking practices for a number of years. In 2006 he left Mckinsey and was appointed European Senior Advisor for Morgan Stanley (Financial Institution sector in Italy). He has published many articles on strategic thematic, organization and technology both for the financial and public sectors. He was Member of the Board at SI Holding and Banca Fonspa S.p.A. until November 2013 At present he is a Member of the Board at Whysol S.p.A. a financial holding company active in the energy sector. Since March 2015 he is the Chairman of Anima Holding S.p.A., a company which is listed on the Italian stock exchange.

Daniele Angelucci (Executive Director of Reply S.p.A.)

Daniele Angelucci worked from 1976 to 1986 at the Centre of Study & Laboratories of Telecommunications (CSELT, now Telecom Italy Lab) as a researcher; From 1986 to 1995 he worked in Mesarteam S.p.A. fulfilling various roles including Technical Director of the Rome office, Head of Technical Software and then Technical Director of Turin. He joined Reply as a Senior Partner in 1996. In 1996 he became President and founding member of Cluster Reply,

a group company focused on e-business solutions using Microsoft technology. From 2000 to 2002 he was Director of operations in the Turin area. In 2003 he became CEO of Santer S.p.A., a company specialized in the health market and local government. From 2006 to 2010 he was Chief Financial Officer of Reply Deutschland AG. Since 2011 he has been Chief Financial Officer of Reply S.p.A.

Filippo Rizzante (Executive Director of Reply S.p.A.)

A computer engineering graduate from the Polytechnic University of Turin, whom has always been fascinated by new technologies. He began his career with Reply in 1999. In the early years, he worked within the Group mainly in consultancy and projects for the web division, focusing in particular on the development of B2B and B2C portals. In 2003 he held the position of Technical Manager of Technology Reply Rome, and then continued his career within YH Reply (now Whitehall Reply) as CEO. In 2006 he became Executive Partner of the Reply Group, overseeing the Group companies that deal with Oracle technologies, Safety, Information Lifecycle Management, Web 2.0 and Open Source. Over the years his responsibilities within the Group grew and he assumed direct responsibility for various business lines, including Architecture and Technologies, Digital and Mobile Media – in addition to contributing to the success of the Reply offer in the context of Cloud Computing, Digital Media and Social Media for significant Italian and foreign clients. Since 2012, in the capacity of Reply CTO, he led the development of new offer elements associated with technological innovation and assumed Group responsibility for all partnerships.

Fausto Forti (Independent Director and Lead Independent Director of Reply S.p.A.)

Mr. Forti has a graduate degree in mathematics. From 1974 to 1983 he held several positions in Inveco S.p.A. (Fiat Group) among which: IS and in charge of Spare parts for the Brazilian affiliate; from 1983 to 1994 in Fiat S.p.A. he held the position of Director of Logistics. From 1994 to 2004 joins the TNT Group – Logistics division – where he covers the role of Chief Executive Officer of the Italian Business Unit and South America. In 2005 he joins DHL Express Mediterranean (Italy, Greece, Cyprus, Malta and Israel), Deutsche Post Group World Net, and is appointed Chairman and Chief Executive Officer, position that he held until March 2013. From April 2013 to April 2015 he was the Chairman of DHL Express Italy S.r.l. From 2000 to 2006 he was Chairman of Assologistica (Associazione Italiana delle Aziende di Logistica). Since April 2010 he is Chairman of Confetra (Confederazione italiana delle Associazioni di Trasporto e Logistica).

Maria Letizia Jaccheri (Independent Director of Reply S.p.A.)

Norwegian nationality, holds a PhD in Computer Engineering at the Politecnico of Turin, achieved in 1994 and a degree in Computer Science from the University of Pisa in 1988. Since 2002, she is Professor at the Norwegian University of Science and Technology (NTNU) and since 2013 appointed Director of the Department of Computer and Information Science (NTNU), managing a group of 140 employees (professors, administrators, graduates and researchers, more than 1,000 students and numerous research activities for the innovation of the department with several projects funded by the Norwegian Research Council and by the European community and industry.

Since 2014, she is an alternate member of the Sintef Council, a Norwegian research organization with about 2,000 employees. Since April 2015 Independent Director of Reply S.p.A.. She has published more than 100 scientific papers since 1989, for which she obtained over 1,500 mentions according to Google Scholar.

Enrico Macii (Independent Director of Reply S.p.A.)

Since 2001 Enrico Macii is a Full Professor of Computer Engineering at Politecnico di Torino. Prior to that, he was an Associate Professor (1998-2001) and an Assistant Professor (1993-1998) at the same institution. From 1991 to 1997 he was also an Adjunct Faculty at the University of Colorado at Boulder. He holds a Laurea Degree in Electrical Engineering from Politecnico di Torino (1990), a Laurea Degree in Computer Science from Università di Torino (1991) and a PhD degree in Computer Engineering from Politecnico di Torino (1995). Since 2007, he is the Vice Rector for Research at Politecnico di Torino; he was also the Rector's Delegate for Technology Transfer (2009-2015) and for International Affairs (2012-2015). His research interests are in the design of electronic circuits and systems, with particular emphasis on low-power consumption aspects. In the last few years, he has been growingly involved in projects focusing on the development of new technologies, methodologies and policies for achieving energy efficiency in buildings, districts and cities, therefore addressing multi-disciplinary activities regarding clean energy deployment, low-pollution mobility, sustainable urban development, pointing towards the actuation of the concept of smart city. In the fields above he has authored over 450 scientific publications.

electronic systems. The scientific results obtained in his career have given rise to a total of about 500 publications in journals, books and conferences internationally.

The criteria in evaluating the requisites of independence of the Board of Directors has not been integrated or modified.

The Board of Directors has verified, at the date of approval of the Report herein, the offices of Directors and Statutory Auditors, held by the Directors in other listed companies, finance, bank, and insurance companies or big enterprises.

The following arose:

- Mr. Claudio Bombonato is a Director of Whysol S.p.A., a financial holding company active in the energy sector and Chairman of Anima Holding S.p.A.;

Although recommended by the Code, the Board of Directors has preferred not to express an opinion in relation to the maximum number of offices compatible with the execution of the Directors' role, as it believes that such assessment firstly should be made by the shareholders when appointing the Directors and secondly by the individual Director when accepting the office. In accordance to the Group's practices that have been adopted in relation to induction programmes, several initiatives are foreseen aimed at providing Directors and Top Management an adequate knowledge of the area in which the company operates, of the dynamics of the company and its evolution and of the regulatory framework. More specifically, it is provided that a full set of documents containing the principle regulations and laws regarding the Board of Directors, the various internal Committees within the Board and the main related corporate documents be made available.

ROLE OF THE BOARD OF DIRECTORS

The Board of Directors is the statutory managing body vested with the broadest powers for the ordinary and extraordinary management of the Company.

The Board of Directors primarily carry out a management and control function with relation to the general activities of the company and the subsidiary companies.

More specifically the Board of Directors, in compliance with the Code:

- a) Examine and approve the company's strategic, operational and financial plans and the corporate structure of the group it heads periodically monitoring its implementation; defines the corporate governance system and the structure of the group;
- b) Defines the nature and level of risk compatible with the issuer's strategic objectives;
- c) Evaluates the adequacy of the organizational, administrative and accounting structure of the issuer and its subsidiaries having strategic relevance, as established by the managing Directors, in particular with regard to the Internal Control System and risk management;
- d) It shall specify the limits on these delegated powers, the manner of exercising them and the frequency, as a rule no less than once every three months, with which the bodies in question must report to the board on the activities performed in the exercise of the powers delegated to them;

- e) Evaluates the general performance of the company, paying particular attention to the information received from the Executive committee (when established) and the managing Directors, and periodically comparing the results achieved with those planned;
- f) Decides on operations carried out by the issuer and its subsidiaries when said operations have significant strategic, economic or financial relevance to such issuer; to this end, the board shall establish general criteria for identifying the transactions which might have a significant impact;
- g) At least once a year, it performs an evaluation of the work of the Board itself as well as of its committees including their size and composition, also taking into account elements such as the professional characteristics, (managerial) experience and general qualities of its members, including their length of time in office;
- h) Taking account of the outcome of the evaluation under point g), before a new Board is appointed, it advises shareholders with regard to the types of professionals it deems advisable to have represented on the Board;
- i) Provides information in the report on corporate governance: (1) on its composition of the board, indicating for each member the qualification (Executive, Non-Executive, or independent) the role within the Board, his or her main professional features and seniority as a member of the Board; (2) the methods of application of Art. 1 of the Code and, on the number of meetings of the board and of the Executive committee, if any, held during the fiscal year plus the related percentage of attendance of each Director; (3) on the modalities of the evaluation process referred to under point g);
- j) In order to ensure the proper management of corporate information, adopted, on the proposal of the Chief Executive Officer or Chairman of the Board of Directors, a procedure for the internal management and external communication of documents and information concerning the issuer, with particular reference to privileged information.

The Board of Directors meet on a regular basis, at least every three months, as established by the Company by-laws, or when deemed necessary.

The Chairman, under the company's by-laws, has the power to convene the Board of Directors' meetings.

The Directors report to the Statutory Auditors on a quarterly basis with regards to the activities carried out during the year, the significant operations carried out by the company or its subsidiaries and with regards to operations that could be of potential conflict of interest and provide adequate information on atypical, unusual or with related party transactions, that are not subject to the Board of Directors approval.

During 2015 the Board of Directors met five (5) times and the average duration was approximately two hours (2).

The Board of Directors are scheduled to meet at least four (4) times in 2016. The Board of Directors have held no meetings at the present date of this Report.

During 2015, the Chairman, in accordance to the Corporate Governance, provided documents containing information relevant to the discussion to directors and statutory auditors a few days preceding the meeting as to ensure the directors and statutory auditors timely and complete access to information in advance of the Board meeting. In particular, to simplify access and consultation of such documents, a synthesis of the most relevant items (new amendments, regulations) has been provided. The documentation shall be sent a few days prior to the established date of the meeting, except documentation which is not available or particularly urgent or unforeseen.

The Chairman of the Board of Directors ensured that each meeting was carried out appropriately, ensuring that each item on the minutes was treated accordingly, and that adequate time was spent to establish an advantageous comparison among the members of the board.

The participating members of the Board are also allowed to intervene through audiovisual connection.

In order to facilitate the participation of a greater number of Managers and Statutory Auditors, a calendar of the annual meetings scheduled is drafted.

The Board of Directors, upon the approval of the annual and half-year financial report and considering the duties carried out by the Control and Risk Committee (which in turn is based on controls carried out by the Internal Audit), examine and evaluate periodically the adequacy of the organizational, administrative, and accounting structure and the general performance of the system of the internal control and risk management.

This point is fully detailed in “Internal Control and risks Committee”.

In accordance with the Corporate Governance Code (art. 1.C.1, letter f), the company has granted the Board of Directors the examination and approval of the operations deemed “significant” and some specific operations with related parties, fully detailed in this Report in the section dedicated to the topic.

Coherent to the Code, the Board of Directors, on an annual basis, evaluate the activities performed by the Board and its Committees with particular emphasis on size, composition and

functioning. The evaluation takes into account the relative mix of executive, non-executive and independent directors, as well as their specific technical abilities and professional background and experience and the length of time on the board.

During the meeting held on 31 July 2015, the Board of Directors deemed that the standing Board and its Committees, with particular emphasis on size, composition and functioning meet the requirements set forth by the Code.

The Board of Directors, pursuant to the Group's consolidated practices, has considered not to express its position with regards to the nominations of 2015, as this valuation is already carried out by the shareholders upon presentation of the mentioned lists.

The shareholders have relieved the Board of Directors from the obligations pursuant to art 2390 paragraph 1 of the Civil Code.

CHAIRMAN OF THE BOARD, CHIEF EXECUTIVE OFFICERS AND EXECUTIVE DIRECTORS

The Board of Directors currently holding office comprises of two Chief Executive Officer, (who also fulfils the role of Chairman of the Board of Directors) four Executive Directors and has empowered the Chairman (who also fulfils the role of Chief Executive Officer) with the broadest operational delegations, in light of the resolutions passed on 23 April 2015.

Mr. Mario Rizzante, Chairman of the Board of Directors, is empowered with the ordinary and extraordinary administration of the company with the exception of those specifically empowered by law to the Board of Directors and excluding the operations empowered to the Board of Directors, as set out by the Regulation on Significant Operations and with related parties. The Chairman, is responsible for the management of the Company and is also major shareholder, as illustrated here within.

Mrs. Tatiana Rizzante, Chief Executive Officer, has the following main powers:

- Ordinary administration of the company, including the activities related to purchase, sales, trade-in of products, goods and automobiles, real estate and any other asset related to the company's activities;
- Undersign rent and lease contracts for no longer than a nine year period establishing the relative terms and conditions, and arrange the necessary services such as: telephone lines, telex, water, energy, gas, garbage collection by signing the related contracts with the public

administration or private institutions;

- Carry out any type of operation with the offices of the public debt, banking institutions, post offices, administration and finance authorities, customs agents and transport institutions in general, governmental authorities whether federal, provincial or local, with ministries and in general with any public or private office, including the undersigning of any acts or declarations pursuant to fiscal laws;
- To represent the Company before any judicial authority, before any administration authority of the Italian Republic and foreign countries, even with reference to litigations even of fiscal nature of whatever degree, with reference to appeals, cassation, protests, undersign conservative and executive acts, and retract from them as necessary, intervene in bankruptcy procedures, take part in creditor meetings, insinuate receivables from the principal company, declare the truth, discuss, accept, sign and refuse agreements, grant to the bankrupt the benefits foreseen by law, allow penalties to payments, assist in inventories, appoint lawyers, carry out transactions, appoint arbiters and sign compromises;
- Request, accept and use short term or long term lines of credit, with no sum limitation, according to the necessary conditions and terms with any banking or credit institution;
- Hire, appoint or suspend employees, undersign the related labour contracts, modify or retract from the same contracts and compromise the related controversies, representing the Company before the labour unions; nominate and engage external consultants and collaborators, agreeing the related terms of the contracts, such as the fee; resolve and revoke the above contracts;
- Participate in any public or private biddings – even in temporary groups of similar enterprises or even through the constitution of mixed enterprises with the scope of acquiring public investments and can:
 - › Draw up, undersign and present all the documentation and any necessary deed for the Company to participate in the bid;
 - › Confer or receive the related mandate in the event of a temporary group enterprise participation;
 - › Negotiate and undersign contracts following the awarding of the bid;
 - › Subcontract to third parties within the law, the contracts awarded as well as signing subcontracts with companies, who have been awarded contracts;
 - › Represent the Company in relation to all such matters, issuing the relevant powers of attorney.

Mr. Oscar Pepino, Executive Officer, has the following main powers:

- Sign rent and lease contracts for no longer than a nine year period and establishing the relative terms and conditions, and arrange the necessary services such as: telephone lines, telex, water, energy, gas, garbage collection by signing the related contracts with the public administration or private institutions. To accept, negotiate and impose in any of the said contracts, deals, conditions, clauses, prices, fees, commissions, executing the related payments and obtaining receipt of payment; resolve, cancel or draw back from any of the said contracts;
- Participate in any public or private biddings – even in temporary groups of similar enterprises or even through the constitution of mixed enterprises with the scope of acquiring public investments with an auction value not greater than 10,000,000.00 Euros; and can:
 - › Draw up, undersign and present all the documentation and any necessary deed for the Company to participate in the bid;
 - › Confer or receive the related mandate in the event of a temporary group enterprise participation;
 - › Negotiate and undersign contracts following the awarding of the bid;
 - › Subcontract to third parties within the law, the contracts awarded as well as signing subcontracts with companies, who have been awarded contracts;
- Negotiate and undersign contracts for goods and services, and execute any subsequent act useful for the proper outcome of the contracts for a value not greater than 10,000,000.00 Euros for each operation from an asset side and 500,000.00 Euros for operations from a liability side;
- To represent the Company before any judicial authority, before any administration authority of the Italian Republic and foreign countries, even with reference to litigations even of fiscal nature of whatever degree, with reference to appeals, cassation, protests, undersign conservative and executive acts, and retract from them as necessary, intervene in bankruptcy procedures, take part in creditor meetings, insinuate receivables from the principal company, declare the truth, discuss, accept, sign and refuse agreements, grant to the bankrupt the benefits foreseen by law, allow penalties to payments, assist in inventories, appoint lawyers, carry out transactions, appoint arbiters and sign compromises;
- Hire, appoint or suspend employees, undersign the related labour contracts, modify or retract from the same contracts and compromise the related controversies, representing the Company before the labour unions; nominate and engage external consultants and collaborators, agreeing the related terms of the contracts, such as the fee; resolve and revoke the above contracts;

The main proxies empowered to the Executive Director, Mr. Claudio Bombonato, with the scope of supporting the Company in the development of its activities, are the following:

- individual powers:
 - a) Represent the Company Reply S.p.A. with external contacts and business negotiations and authorize the issuing of the related business offer with a limit of 5,000,000 Euros per transaction;
 - b) Negotiate and undersign contracts for goods and services, and execute any subsequent act useful for the proper outcome of the contracts for a value not greater than 5,000,000.00 Euros for each operation;
 - c) Participate in any public or private bidding – even in temporary groups of similar enterprises or even through the constitution of mixed enterprises with the scope of acquiring public investments with an auction value not greater than 5,000,000.00 Euros; and can:
 - › draw up, undersign and present all the documentation and any necessary deed for the Company to participate in the bid;
 - › confer or receive the necessary mandate in the case of temporary joint ventures;
 - › undersign contracts following the awarding of the bid;
 - › subcontract to third parties within the law, the contracts awarded as well as signing subcontracts with companies, who have been awarded contracts;
 - d) To carry out in the interest of the Company whatever is necessary or convenient within his powers;
- joint powers, with another Director having the necessary powers, the powers outlined at letters a), b) and c) in the case the limits defined above are exceeded.

Executive Director, Mr. Claudio Bombonato in capacity of Executive Director, has been assigned further powers related to activities under Network Finance & Security within the Reply Group.

The main proxies empowered to the Executive Director, Mr. Daniele Angelucci:

- Negotiate and undersign contracts for goods and services, and execute any subsequent act useful for the proper outcome of the contracts for a value not greater than 10,000,000.00 Euros for each operation from an asset side with parties belonging to the Group and 1,000,000.00 Euros for operations from a liability side with parties not belonging to the Group;
- Sign rent and lease contracts for a maximum value of 1,000,000.00 Euros for no longer than a nine year period and establishing the relative terms and conditions, and arrange the

necessary services such as: telephone lines, telex, water, energy, gas, garbage collection by signing the related contracts with the public administration or private institutions. To accept, negotiate and impose in any of the said contracts, deals, conditions, clauses, prices, fees, commissions, executing the related payments and obtaining receipt of payment; resolve, cancel or draw back from any of the said contracts;

- › Grant guarantees, sureties in the limit of 5,000,000 Euros;
 - › To sign insurance policies covering risks pertaining to its premises, as well as the products owned by or dealt in by the company, as well as automotive insurance policies and other insurance contracts all subject to a maximum limit of 500,000.00 Euros;
- Request, accept and use bank credit in the short, medium and long term to a maximum of 10,000,000 Euros;
- Sign factoring contracts, negotiating conditions, carry out any operation connected including the sale of receivables, the provision of guarantees, warrants for collection, discount operations and advance payments with commitment of shares all in the limit of 10,000,000 Euros;
- To represent the Company before any judicial authority, before any administration authority of the Italian Republic and foreign countries, even with reference to litigations even of fiscal nature of whatever degree, with reference to appeals, cassation, protests, undersign conservative and executive acts, and retract from them as necessary, intervene in bankruptcy procedures, take part in creditor meetings, insinuate receivables from the principal company, declare the truth, discuss, accept, sign and refuse agreements, grant to the bankrupt the benefits foreseen by law, allow penalties to payments, assist in inventories, appoint lawyers, carry out transactions, appoint arbiters and sign compromises;
- To employ, appoint and dismiss employees with annual gross salaries (including any supplemental compensation) of up to 100,000.00 Euros; to grant salary supplements to employees as a result of which the beneficiaries do not exceed a gross annual salary (including any supplemental compensation) of 100,000.00 Euros;
- Within the maximum spending limit of 300,000 Euros, retract from contracts with middle and senior managers, compromise the related controversies, representing the Company before the labour unions;
- Participate in any public or private biddings – even in temporary groups of similar enterprises or even through the constitution of mixed enterprises with the scope of acquiring public investments with an auction value not greater than 10,000,000.00 Euros; and can:
 - › Draw up, undersign and present all the documentation and any necessary deed for the Company to participate in the bid;
 - › Confer or receive the related mandate in the event of a temporary group enterprise

participation;

- › Negotiate and undersign contracts following the awarding of the bid;
- › Subcontract to third parties within the law, the contracts awarded as well as signing subcontracts with companies, who have been awarded contracts;
- › Represent the Company in relation to all such matters, issuing the relevant powers of attorney.

The main proxies empowered to the Executive Director, Mr. Filippo Rizzante:

- Negotiate and undersign contracts for goods and services, and execute any subsequent act useful for the proper outcome of the contracts for a value not greater than 3,000,000.00 Euros for each operation from an asset side and for operations from a liability side with Reply Group subjects and a value not greater than 150,000 Euros for each operation and from a liability side with parties outside the Reply Group;
- Participate in any public or private biddings – even in temporary groups of similar enterprises or even through the constitution of mixed enterprises with the scope of acquiring public investments with an auction value not greater than 3,000,000.00 Euros; and has the power to:
 - › Draw up, undersign and present all the documentation and any necessary deed for the Company to participate in the bid;
 - › Confer or receive the related mandate in the event of a temporary group enterprise participation;
 - › Negotiate and undersign contracts following the awarding of the bid;
 - › Subcontract to third parties within the law, the contracts awarded as well as signing subcontracts with companies, who have been awarded contracts;
- Undersign rent and lease contracts for no longer than a nine year period to a maximum of 150,000 Euros and arrange the necessary services such as: telephone lines, telex, water, energy, gas, garbage collection by signing the related contracts with the public administration or private institutions;
- Sign insurance policies covering risks pertaining to the premises where the company carries out its business, as well as the products owned by or dealt in by the company, as well as automotive insurance policies and other insurance contracts deemed to be necessary and expedient; all subject to a maximum limit of 50,000.00 Euros.
- Hire employees with annual salaries of up to 40,000 Euros, modify or retract from work contracts up to a maximum fee of 100,000 Euros and settle the related disputes, representing the Company in front of trades unions;

In order to have a better management of the Group activities, the Board of Directors of Reply S.p.A. and the Chairman have the possibility to attribute specific delegation powers to several key managers of the Group Companies that can act in name and on behalf and interest of the Company.

INDEPENDENT DIRECTORS

As previously stated, the three Directors members of the Board of Directors qualifying as being independent are:

- Dott. Fausto Forti (Lead Independent Director)
- Prof. Maria Letizia Jaccheri
- Prof. Enrico Macii

The independent Directors constitute as a whole the Remuneration and Nomination Committee and the Internal Control and Risks Committee.

The same Independent Directors also qualify as, in the capacity of members of the Internal Control and Risks Committee, members of the Related party transaction committee established by the related procedure.

The Independent Non-Executive Directors have the same characteristics as the Independent Directors, in compliance with paragraph 3.C.1. of the 2015 edition of the Corporate Governance Code that provides that a Director usually does not appear independent in the following events, to be considered merely as an example and not limited to:

- a) If he/she controls, directly or indirectly, the issuer also through subsidiaries, trustees or through a third party, or is able to exercise over the issuer dominant influence, or participates in a shareholders' agreement through which one or more persons may exercise a control or considerable influence over the issuer;
- b) If he/she is or has been in the previous three accounting periods a key person of the issuer, of one of its subsidiaries having a significant strategic relevance or of a joint venture of the issuer, or a company that together with others or under special agreements control the issuer or is able to exercise a notable influence;
- c) If he/she has, or had in the preceding fiscal year, directly or indirectly (e.g. through subsidiaries or companies of which he/she is a significant representative, or in the capacity as partner of a professional firm or of a consulting company) a significant commercial, financial or professional relationship:
 - › with the issuer, one of its subsidiaries, or any of its significant representatives;

- › with a subject who, jointly with others through a shareholders' agreement, controls the issuer, or – in case of a company or an entity – with the relevant significant representatives;
- › or is, or has been in the preceding three fiscal years, an employee of the abovementioned subjects;
- d)** If he/she receives, or has received in the preceding three fiscal years, from the issuer or a subsidiary or holding company of the issuer and compensation for participation in committees recommended by the Code, a significant additional remuneration compared to the "fixed" remuneration of Non-Executive Director of the issuer, including the participation in incentive plans linked to the company's performance, including stock option plans;
- e)** If he/she was a Director of the issuer for more than nine years in the last twelve years;
- f)** If he/she is vested with the Executive Director office in another company in which an Executive Director of the issuer holds the office of Director;
- g)** If he/she is shareholder or shareholder or Director of a legal entity belonging to the same network as the company appointed for the external audit of the issuer;
- h)** If he/she is a close relative of a person who is in any of the positions listed in the above paragraphs.

The Board of Directors, in its entirety, verified, in the meeting held 23 April 2015, also being the first meeting following its renewal and subsequently on an annual basis, with positive results, the independence of the abovementioned Directors, by drawing on information provided by each of the Directors in accordance with the definition provided by the Corporate Governance Code, resolving not to apply the criteria stated in point e) in view of the Directors' authority, reputation and moral statute. This was verified with regards to Mr. Fausto Forti from April 2013.

The Independent directors shall communicate in due time to the Board of directors any situation which may compromise independency and assume the necessary and/or consequent decisions.

The Board of Statutory Auditors verifies the proper application of the assessment criteria and procedures adopted by the board in order to annually assess the independence of its members, communicating the outcome of such controls in its report to the shareholders.

During the periodic meetings held in 2015, the Board of Statutory Auditors has not disclosed any situations which could compromise independency in accordance to the regulations in force.

In 2015 it was not necessary for the independent Directors to convene in specific individual meetings as they periodically meet when the Internal Control and Risks Committee and Remuneration and Nomination Committee meetings are convened representing as a whole such bodies.

LEAD INDEPENDENT DIRECTOR

The Code requires that, in case the Chairman of the Board of Directors is the key person in charge of the running of the company, and even when office is held by the person that controls the Company, the Board must designate a “Lead Independent Director”, that represents a reference and coordination point of the motions of the Non-Executive Directors and more specifically the independent ones; and cooperate with the chairman of the Board of Directors in order to ensure that Directors receive adequate information in good time; for this scope, should these circumstances occur, in accordance with article 2.C.3 of the Code, the role of Lead Independent Director is head by the Non-Executive and Independent Director, Mr. Fausto Forti.

PROCESSING OF CONFIDENTIAL INFORMATION

The Chairman and Chief Executive Officer, Mr. Mario Rizzante and the Investor Relator, Mr. Riccardo Lodigiani, handle the processing of internal and external communication of confidential company information in order to avoid the spreading of such information through means not in compliance with law, provisions or rulings or by means that are not timely, or that are incomplete or inadequate.

More specifically, all company communication to outsiders and all press releases are accurately drawn up and under the strict supervision of the abovementioned persons that verify the correctness and compliance, in terms of content and means of diffusion, to the existing laws. Furthermore, all employees, and in particular those having a managing position, have been instructed as to their duties concerning confidentiality of information of a listed company and must verify that the Chief Executive officer’s directions are followed.

It is also acknowledges that, following the introduction in Italy of the so-called “market abuse” directive enacted by Community Law 2004 (Law 18, April 2005 no. 62) and endorsed by the corresponding Consob regulation a law was passed concerning the obligation to notify the public about any transactions carried out by “key persons” and people strictly associated to them in relation to financial instruments of the company.

Consequently, the Internal Conduct Code on Internal Dealing already adopted by Reply S.p.A.

ever since 1 January 2003, was abolished as of 1 April 2006 date in which the new Consob Regulation no. 11971/99 was implemented.

In execution of the new regulation of 1 April 2006, a new Conduct Code was implemented aimed at disciplining the flow of information from “Key persons” and “Parties connected to them” with respect to the Company and the corresponding obligations and informative and communication means with respect to Consob and to the market related to operations carried out by these parties.

The new Corporate Governance Code was enacted starting 1 April 2006 following the Board of Directors’ resolution of 31 March 2006 and revised in 13 November 2015 following the Board of Directors’ resolution.

More specifically, the new Corporate Governance Code, with reference to Internal Dealing concerning operations on financial derivative instruments issued by Reply S.p.A. executed by the so called “key persons”, disciplines the information to provide the Company, Consob and the market when purchase, sales, undersigning and negotiating of shares or financial derivative instruments connected to the shares, are executed for personal reasons by “Key Persons”, that is those being close to the Company that can legitimately negotiate his shares having access to information concerning the parent Company’s or its subsidiaries financial-economic trends.

The code comprises nine paragraphs that define the conduct in terms of “internal dealing” and the ways of applying the same. The code disciplines more specifically, the identification of the so called “key” parties, the types of operations subject to mandatory communication, identification of the party in charge of receiving such information and the notification to Consob and to the market, timing and the means of communication that must be carried out by the so called “Key persons”; all in accordance with the regulations issued by Consob.

Executive Director, Mr. Daniel Angelucci, is the person responsible for the handling of confidential information.

The complete version of the Corporate Governance Code is available on the Company’s website (www.reply.eu – Investors – Corporate Governance).

Aside from the above, the Board of Directors of the Company has not, for the moment, adopted additional resolutions for the adoption of procedures concerning internal management and external communication of documents and information concerning the issuer.

COMMITTEES WITHIN THE BOARD OF DIRECTORS

The Board of Directors has set up consulting committees, The Internal Control and Risks Committee and the Remuneration and Nomination Committee.

The Board of Directors during the meeting held on 23 April 2015, decided not to set up an internal committee to propose candidates for appointment to the position of Director. Considering the current ownership structure, proven to be concentrated and the governance structure of Reply S.p.A. and considering the circumstances that this function is already carried out by the shareholders upon presentation of the lists for renewal of the governing bodies.

REMUNERATION COMMITTEE

With reference to what has been stated reference shall be made to the Annual Report on Remuneration published in accordance with Article 123-ter of TUF.

The Board of Directors has internally constituted a Remuneration Committee composed of Professor Maria Letizia Jaccheri and Prof. Enrico Macii, Non-Executive and Independent Directors and Mr. Fausto Forti, Lead Independent Director.

In 2015 the Remuneration Committee, in order to carry out its duties, met twice (2) with the presence of all members.

In 2016 one (1) meeting has been planned and has already been held.

At present, the Committee has not utilized external consultants.

In consideration of the current composition of the Remuneration Committee, it has been deemed not necessary to proceed with the nomination of a President of the committee, also in light of the fact that the Lead Independent Director already carries out functions in coordinating and programming activities for the Committee and relating to the Board.

In accordance with art. 6.C.6 of the Corporate Governance Code, no Director shall participate in meetings of the Remuneration and Nomination Committee in which proposals are submitted to the Board of Directors relating to his/her remuneration; meetings will be attended by the Chairman of the Board of Statutory Auditors.

REMUNERATION OF DIRECTORS

With reference to what has been stated reference shall be made to the Annual Report on Remuneration published in accordance with Article 123-ter of TUF.

Remuneration of Directors not invested with operational proxies, for each year in office, was resolved by the Shareholders' meeting of 27 April 2012, upon nomination, and equal to 30,000.00 Euros gross of any withholding amounts foreseen by law.

Remuneration of Directors invested with special roles, was established by the Board of Directors in line with the Remuneration and Nomination Committee, upon proposal of the Committee, authorised by the Board of Statutory Auditors.

In compliance with article 20 of the Company by-laws the total amount of remuneration to Directors, including those invested with strategic powers, can also be determined by the Annual General Shareholders' meeting.

In compliance with Article 6.C.1 of the Code of the March 2006 release, article 22 of the Company by-laws provides the possibility to attribute a variable fee to the Directors invested with special powers, as participation in the profits of the parent Company, and dependent of the economic trends of the Group and more specifically to the Consolidated Gross Margin, which is resolved by the Annual General Shareholders' meeting approving the annual Financial Statements.

Such a possibility, that has already been adopted ever since allocation of the 2004 net result (with the exception of 2009), considering that this alternative does not exclude the distribution of dividends to the shareholders, will be once again applied in relation to 31 December 2015.

CONTROL AND RISK COMMITTEE

Under the Article 7.P.4 of the Code, the Board of Directors has internally constituted a Control and Risk Committee composed by Prof. Maria Letizia Jaccheri and Enrico Macii, Non-Executive and Independent Directors and Mr. Fausto Forti, Lead Independent Director.

The Chairman of the Board of Statutory Auditors or another auditor appointed by the aforementioned and a Director in charge of the internal control system participate in the work of the Control and Risk Committee; a written report shall be prepared at the end of each meeting, which will include the Committee's proposals.

In order to carry out its duties, the Committee can request information and data from the head of the Internal Audit function, the Board of Statutory Auditors and the independent auditors. During 2015 the Internal Control and Risks committee met five times and twice (2) in 2016. All the members were present and examined the following:

- Revision of the Impairment Test policy – Impairment (IAS 36);
- The separate Financial Statements and the consolidated Financial Statements of 2014 and 2015, and half-year report of 2015;
- Update on activities in relation to Law no. 262/2005 (Legge sul Risparmio) and other related internal improvement projects;
- Update on the introduction of the Risk Management system.
- Internal audit's mandate and work;
- Updating of the Organizational Model ex Law Decree 231/2001 and the Code of Ethics;
- Updating of the Related Party transactions procedure.

With reference to the examination of issues related to the Financial Statements, the Committee requested the participation, further to that of the Head of Internal Audit, but also the presence of Mr. Conti on behalf of the audit firm Reconta Ernst & Young S.p.A.

The Committee reported five (5) times to the Board of Directors in relation to the activities carried out and with reference to the adequate functioning of the Internal Control and Risks System.

INTERNAL CONTROL AND RISK MANAGEMENT

The internal control and risk management system is a set of rules, procedures and organizational structures that contribute to safeguarding the company's assets, the efficiency and effectiveness of business transactions, the reliability of financial information, the identification and monitoring of the main risks, and the compliance with laws and regulations. The Board of Directors is responsible for the system of internal control and risk management, that, after receiving the opinion of the Control and Risks Committee, establishes guidelines and a work plan, evaluating its adequacy.

In this regard, during the year, the Board of Directors and the Control and Risks Committee expressed a favourable judgment regarding the adequacy of the Internal Control System for monitoring the level of risk consistent with the objectives of the Group.

FOREWORD

Reply has put in place a system of internal control and risk management for financial reporting based on the "COSO Framework", defined as a set of rules, procedures and tools designed to provide, through an adequate process of identification, the measurement, management and monitoring, of the major risks related to the disclosure of financial data and reasonable assurance of the achievement of corporate objectives.

The objective of the internal control and risk management system is also to ensure that the financial reporting disclosed within the required timeframe provides a fair and correct representation of operations, in order to guarantee the reliability, accuracy, truthfulness and timeliness of the financial information.

In relation to the Company's objectives, whether business or compliance, as well as reporting, the Company has adopted the following key instruments:

INSTRUMENTS AND MONITORING BUSINESS OBJECTIVES

- **Planning and management control** - Reply S.p.A. has implemented a structured and periodic system in order to forecast and monitor company activities, aimed at defining the Company's objectives/strategies and operational planning through a budget and monitoring them by means of a monthly review of performance.
- **Company operational procedure system** - Reply S.p.A. has implemented a group of procedures that regulate internal processes, in order to properly apply the Company directives and to limit the risks connected with the achievement of the Company's objectives, regulating both the activities carried out within individual departments, as well as

relations with other entities.

- **Risk Management System** - Reply S.p.A. has implemented a Risk Management system, based on the Control Risk Self-Assessment model, a self-assessment methodology recognized by sector standards.

The objective of such procedure is to develop a corporate culture in view of raising risk awareness, through a continuous and pervasive process, implemented by the Board of Directors and by top management, aimed at identifying any potential events that might involve the Company as well as pursuing a risk level that is consistent with achieving the Company's objectives.

The methodology used is articulated in the following phases:

- Identification of objectives, strategies, critical success factors and the specific related risks that conflict with the achievement of the objectives;
- Self-assessment process based on indicators associated with the different risk categories (named the Key Risk Indicators).

Such system thus enables the identification, measurement, management and control of the Company's level of exposure to the different risk factors, considering (i) the probability that the risk occurs, (ii) the impact of the risk on the Company's objectives, (iii) the overall scope of the risk, (iv) the Company's ability to reduce the impact of the risk on business operations, and (v) possible relationships among the different risk factors.

The procedure provides for monitoring the adequacy and effective functioning of the internal control and risk management system, as well as its review, to be completed annually, in order to consider the trend of business operations and the context of reference. Such process, coordinated by the Internal Audit department, provides for the use of questionnaires so that risk belonging to each profile can be assessed by Top Management and the Directors of the Company's various departments as well as by the Partners of the Italian subsidiaries.

INSTRUMENTS MONITORING COMPLIANCE OBJECTIVES

- **Law 262/2005 on financial and accounting reporting** – Consistently with what is provided by Law 262/2005 on the protection of savings, Reply S.p.A. implemented accounting and administrative processes relevant for purposes of the reliability of the financial-economic reporting disclosed to the market, that provide for:
 - › Mapping of the main sub-processes within the administration and relevant accounting procedures;
 - › Assessment of the adequacy of the existing controls and ongoing implementation

of further controls in view of compliance and increased reliability of the processes considered;

- › Drafting of a series of procedures and consequently the drafting of an Administration Procedures Manual;
- › Creation of future control and monitoring instruments.
- **Legislative Decree 231/2001** – see the relevant paragraph.
- **Security, environment and quality** – Reply has implemented a system of procedures and an organizational structure dedicated to the management of data security (also in view of the laws on Privacy), environmental protection, the safety of equipment and personnel and the quality of the services carried out (ISO certification 9001:2008).
- **Other laws and regulations** - Monitoring the evolution of laws and regulations and that relative compliance is carried out internally.

INSTRUMENTS MONITORING REPORTING OBJECTIVES

- **Accounting disclosures** - the drafting of accounting disclosures and disclosures in the consolidated and separate Financial Statements is regulated by the procedures of an administrative-accounting system.
- **Confidential Information:** see the relevant paragraph.
- **Internal Communications** – Reply S.p.A. has implemented an internal communications system aimed at facilitating and promoting internal communications within the Company and the Group, including by means of a structured management and coordination Committee system.

CHARACTERISTICS OF THE CURRENT INTERNAL CONTROL AND RISK MANAGEMENT SYSTEM IN RELATION TO THE FINANCIAL REPORTING PERIOD

The approach adopted by Reply in relation to the assessment, monitoring and continuous updating of the internal control and risk management system is based on a process that is consistent with the “CoSO Framework” model, which allows making assessments focusing on areas of higher risk and/or materiality, that is, where there are risks of significant errors in elements of the Financial Statements and related documents.

The key components of the process are:

1. Identification and evaluation of the source and probability of significant errors in elements of financial reporting;
2. Identification of the key controls aimed at covering the risks;
3. Assessment of the adequacy of the above controls with respect to the above risks, enabling

ex ante or ex post identification of potential misstatements in elements of financial-economic reporting;

4. Verification of the operating effectiveness of controls.

Identification of the risk of misstatements which could have material effects on financial reporting is carried out through an administrative-accounting risk assessment process, under the supervision of the Director in charge of drawing up the Financial Statements along with the Group Finance Director that identify the organizational entities, processes and the related accounting items that are generated, in addition to specific activities which could potentially generate significant errors. According to the methodology adopted by Reply, risks and related controls are associated with the accounting and business processes upon which accounting information is based.

Significant risks, identified through the risk assessment process, require definition and evaluation of specific controls (“key controls”) that guarantee “coverage”, thereby mitigating the risk that financial reporting will contain any material misstatements.

According to international best practice, there are two principal types of existing controls:

- controls that operate at Group or subsidiary level, such as: the delegation of authorities and responsibilities, separation of duties and assignment of privileges and rights for access to IT systems;
- controls that operate at process level, such as authorizations, reconciliations, verifications of consistency, etc. This category includes controls referring to operational processes and controls of accounting closure processes.

Such controls can be “preventive” aimed at preventing errors or fraud which could result in misstatements in financial reporting, or “detective”, aimed at revealing errors or fraud which has already occurred. They may also be defined as manual or automatic, such as application-based controls relating to the technical characteristics and configuration of IT systems supporting business activities.

The process of identifying the above risks and key controls has led to the elaboration of control matrixes (RCM – “Risk Control Matrix”) that identify, for each significant process, the potential impact on financial reporting:

- Risks subsequent to not having fulfilled the "Financial Statement assertion" control objectives, (existence, occurrence, completeness, rights and obligations, evaluation and accounting, presentation and disclosures) and other control objectives (such as authorization, segregation of tasks, data security, documentation and traceability of

operations, etc.);

- The related “best practice” (i.e. CoSO Framework);
- The standard control activities (key controls) over these processes/procedures, and their principal characteristics (preventive/detective manual/automatic) and the related process owners;
- The assessment of the aforesaid controls in relation to the adequacy of mitigating the risks identified;
- Suggestions to improve shortages identified in the assessment of control activities.

The control activities related to significant processes of financial reporting are fully detailed in the “Reply Group’s Manual of administration and accounting procedures”, recently updated/integrated pursuant to Law No. 262/2005, commented on below.

As Reply S.p.A.’s shares are listed and negotiated on the Italian stock market, it is mandatory for the Board of Directors to nominate a Director in charge of drawing up the Financial Statements (Nominated Director); The Director in charge of drawing up the Financial Statements is responsible for setting up adequate administrative and accounting procedures to prepare the financial information disclosed to the market, and to monitor the proper application of such procedures. The Administration and accounting procedures manual defines the guidelines that must be applied within Reply and more specifically with reference to obligations under art. 154-bis of legislative decree 58/1998 governing company’s Financial Statements and related attestation obligations.

More specifically the Administrative Procedures Manual:

- Defines the roles and responsibilities of the Organizational Units involved in the general activities of drafting, communication and control of the financial reporting disclosed to the market;
- Defines the operational means of managing the necessary activities to comply with the aforementioned legal obligations;
- Introduces, in order to support the drafting of the legal attestations/statements required by law of the Director in charge and the Chief Executive Officer, the obligation, headed by the Compliance department, to internally attest, through the internal communication processes, the correct functioning of the Accounting Control System pursuant to Law 262/2005 related to the accounting processes/flows regulated by such law and which fall within their administrative responsibility, the completeness and reliability of the information flows, as well as the adequacy and effective application of the key controls summarized in the control matrixes.

The company processes, the administrative-accounting procedures and the related control matrixes, along with the list of persons in charge of the operational units enacting the control, are subject to periodic assessments and if the case are updated.

The administrative-accounting procedures and the related control matrixes are shared with the relative process-owners, who attest that the controls have been planned and are operational, Administrative Management, with the support of the Internal Audit department, agree upon the implementation of any corrective measures.

The Internal Audit department carries out periodic assessments of the adequacy and effective application of the key controls every six months at the time of the preparation of the Financial Statements and interim report through audit procedures performed on specific areas determined by the Director in charge of drawing up the Financial Statements.

The persons in charge of the relevant administrative and accounting processes pursuant to Law 265/2005 issue an attestation letter addressed to the Director in charge of drawing up the Financial Statements, confirming the effective application of the administrative-accounting procedures for which they are responsible.

The audit plan is aimed at identifying a number of processes to be tested in order to cover the major processes during the year. The audit is performed on several Group companies, selected according to quantitative parameters, (material thresholds with respect to the consolidated Financial Statements) and qualitative ones.

In order to carry out the monitoring controls check lists are prepared according to the different processes being controlled which summarize the ways of testing the key controls included in the Procedures Manual and in the RCM, the sample to be tested and the outcome of the test. Sample testing is the criteria used and the data and assessments included in the check lists are supported by the documentation gathered during the monitoring activities, that are an integral part of the same check lists.

The outcome of the tests performed and any suggestions made concerning the opportunity of implementing further controls where shortages were identified, are summarized by the Internal Audit Officer in a special report, object of an internal communications flow, and addressed to the Director in charge of drawing up the Financial Statements and to the Board of Directors.

By sharing this document, two flows are activated:

- The attestation process addressed externally based on the declarations made by the Director in charge in compliance with art. 154-bis of legislative decree 58/1998, in occasion

of the drafting of the annual Financial Statements or the half-year financial report, as described above.

- The internal process of sharing with the related process owners the outcome of the control assessments, any compensation controls, corrective measures or improvement plan proposals.

The Head of the Internal Audit department periodically refers to the Internal Control and Risk Management Committee, the Board of Statutory Auditors and to the Supervisory Body with reference to the activities carried out within the assessment process of the Internal Control System.

DIRECTOR IN CHARGE OF THE INTERNAL CONTROL SYSTEM

The Board of Directors, at its meeting of 23 April 2015, confirmed Mr. Oscar Pepino as the Director in charge of the Internal Control and Risk Management system, responsible for maintaining the internal control and risk management system in an efficient manner and in conformity with what is required by the Corporate Governance Code, and allows the Head of the Internal Audit department to carry out his role in accordance with the cited provisions of the Code.

HEAD OF THE INTERNAL AUDIT DEPARTMENT

The Board of Directors, at its meeting of 23 April 2015, appointed Mr. Edoardo Dezani as the Head of the Internal Audit department, upon a proposal of the Director responsible for the Internal Control System, with the favourable opinion of the Internal Control and Risk Management Committee and having heard the Board of Statutory Auditors, who is responsible for controlling that the internal control and risk management system is operational and adequate.

The Head of the Internal Audit department works on the basis of an audit plan approved by the Board of Directors, which provides for periodic reports on the assessment of the internal control and risk management system's adequacy and the reliability of the reporting systems, including the accounting reporting systems, advising the members of the Board of Directors, Top Management, the Internal Control and Risk Management Committee and the Board of Statutory Auditors of his activities.

ORGANIZATIONAL MODEL PURSUANT to ex legislative decree 231/01

In November 2004 the Company's Board of Director's approved an "Ethics Code", which confirmed the ethical principles and transparency that guide the Company's internal and

external activities, outlining all of the fundamental principles required to guarantee legality, loyalty, and correctness when conducting Reply's business.

In 2007 a project was initiated to adopt an updated organizational, management and control Model pursuant to the provisions of Article 6 of Legislative Decree 231/2001 (the "Model") in relation to the responsibilities of enterprises, in order to prevent the crimes provided by such Decree. The Model was approved by the Board of Directors at a meeting held 28 March 2008, and was subsequently updated periodically through resolutions on 1 August 2013 and on 31 July 2015 which was limited to the Ethic Code.

The Model adopted, starting from an accurate analysis of the company activities with the objective of identifying the potential activities at risk, is the set of general principles, rules of conduct, control instruments and organizational procedures, formation and informational activities and disciplinary system finalized at assuring, the prevention of offences.

The types of crime contemplated by Legislative Decree No. 231/2001 and that have been considered at risk for the Group, as outlined in the annex to the Model, are the following:

- (i) Relations with the Public Administration;
- (ii) Enterprise obligations;
- (iii) Privileged information;
- (iv) Security, prevention, health and hygiene in the workplace;
- (v) IT crimes and illegal use of personal data;
- (vi) Laundering crimes;
- (vii) Offences related to violation of copyright laws.
- (viii) Employing citizens from foreign countries

The Model was adopted in 2008 and updated periodically and the latest version in 2015 by all the Italian Group companies.

The Organizational Model of Reply S.p.A is available on the company website (www.reply.eu – Investors – Corporate Governance).

The Model and the Code of Ethics have been distributed to all Group employees and collaborators through the company Intranet. The Code of Ethics is also supplied to newly hired employees of the Group.

The Board of Directors has appointed a Supervisory Body, which has the duty to verify the correct functioning of the Model and to update it accordingly. The Compliance Committee

refers to the Board of Directors and to the Internal Control and Risk Management Committee. The Supervisory Body, which has its own internal Regulations, is comprised of an outsider (Eng. Franco Gianolio) as its President, the Lead Independent Director (Mr. Fausto Forti), and the Head of the Internal Audit department (Mr. Edoardo Dezani), who will remain in office until the approval of the Financial Statements as at 31 December 2017.

The Italian Group companies have entrusted the function of the Compliance Committee to their Directing body, which performs the functions of compliance through resources within the Supervisory Body of the Parent Company, on the basis of specific agreements.

In 2015 the Supervisory Body met four (4) times and referred to the Board of Directors and to the Statutory Auditors in relation to their activities and the state of the art concerning the Model.

INDEPENDENT AUDIT FIRM

The Shareholders' General Meeting held on 29 April 2010, approved the appointment of Reconta Ernst & Young S.p.A. as the Company's independent auditors for the nine-year period 2010-2018 which includes the audit of the separate Financial Statements, the annual consolidated Financial Statements and the half-year condensed consolidated Financial Statements.

DIRECTOR IN CHARGE OF DRAWING UP THE FINANCIAL STATEMENTS AND LEGAL DOCUMENTS

The Board of Directors, at its meeting of 23 April 2015, in accordance with the provisions of Law 262/2005, confirmed as the Director responsible for drawing up the Company's Financial Statements, upon the proposal of the Chairman and Chief Executive Officer, and with the favourable opinion of the Board of Statutory Auditors, Mr. Giuseppe Veneziano, based on the experience matured in such department during the previous three years, as well as in the context of the Group's administrative and management control areas ever since it was listed; on 25 June 2015, the power of attorney was renewed for the same Director in order to enable him to carry out the powers attributed to him.

Pursuant to article 24 of the Company by-laws, the Director must set up adequate administration and accounting procedures for the drawing up of the statutory Financial Statements, the consolidated statements and any other financial communication.

The Director, together with the other Executive organs, must undersign an attestation, annexed to every Financial Statement and to any other financial communication in accordance with

specific laws and regulations.

With reference to his tasks, the Director responsible for drawing up the Financial Statements and legal documents has the same responsibilities and liabilities as those foreseen by law for the Directors, with the exception of those executed under work relations with the company.

Coordination between those involved in the Internal Control and Risk Management System
At present, the company does not consider it necessary to set up formal procedures for coordination between the various parties involved in the Internal Control and Risk Management system, as they already work in a spirit of mutual cooperation.

DIRECTORS' INTEREST AND TRANSACTIONS WITH RELATED PARTIES

In compliance with the Corporate Governance Code transactions carried out with related parties are performed in a transparent manner and meet criteria of substantial and procedural fairness. Directors who have an interest, even if only potential or indirect with related parties shall:

- Promptly inform the board in detail of the existence of the interest and of the related circumstances;
- Abandon the board meeting when the issue is discussed.

The Board of Directors can however, under certain circumstances, allow the Directors to participate and/or vote.

In accordance with Consob regulation no. 17221 of 12 March 2010, the Company has adopted, effective 1 January 2011, procedures for transaction with related parties (the "Procedures") to ensure full transparency and substantial and procedural fairness in transactions with related parties and is available on the Company website (www.reply.eu – Investors – Corporate Governance).

Recalling the definition of Consob Regulation no. 17221 of 12 March 2010, the Procedures establish "significant transactions" those requiring the prior approval of the Board of Directors, with the exception of those subject to law and/or the General Shareholders, "minor transactions" (unless pertaining to the residual category of non significant transactions) those that can be delegated to one or more members of the Board and "exempt transactions" those falling under the types disciplined by Consob regulations.

In the past the Company has exercised the option to apply the procedures related to minor

transactions to significant transactions, as it is a smaller sized company; in the month of May 2015, as the Company no longer falls under a small sized company and therefore cannot exercise such faculty, the procedure was modified.

Under a procedural perspective, when a transaction with a related party is deemed probable, the Designated Director (that is the Director in charge of supervising the Internal Control System) timely provides the Committee (identified within the Internal Control Committee) written communication with a brief description of the transaction.

If the transaction falls under the significant transaction category, the Committee must express a motivated and binding opinion concerning the convenience and substantial correctness of the terms and conditions of the transaction. Should the Committee express an unfavorable opinion, the Board of Directors could choose to submit to the General Shareholders' meeting the decision concerning the transaction; in this case, the transaction cannot be approved unless the majority of the non Related Shareholders express a favorable vote, provided that they represent at least 10% of the voting share capital.

If the transaction falls under the minor transaction category, the Committee submits to the Director its non binding opinion concerning the convenience and substantial correctness of the terms and conditions of the transaction prior to the presentation of the contractual proposal, or, in case the decision is taken by the Board of Directors of the Company, at least three days prior to the board's meeting.

If the transaction falls under the General Shareholders' competencies or must be authorized by the latter, in addition to what has been described above, depending on whether the transaction is significant or minor, the Committee must express a motivated opinion in relation to the Company's interest in carrying out the transaction along with the convenience and substantial correctness of the terms and conditions of the transaction when the Board of Directors is called to approve the motion to submit to the General Shareholders' meeting the decision.

If, in relation to a significant operation the motion to submit to the General Shareholders' meeting the decision is approved by the Board of Directors despite an unfavourable opinion expressed by the Committee, the transaction – having respected the constituent and voting quorum requested for the adoption of ordinary and extraordinary resolutions by the General Shareholders' meeting – cannot be approved unless the majority of the non Related Shareholders express a favourable vote, provided that they represent at least 10% of the voting share capital.

In case there is an urgency, the operation, as long it is not competence of the Shareholders and does not need their authorization, may be concluded in derogation of the procedures as long as all mandatory information has been provided to the public and under the condition that:

- Should the transaction fall under the Chief financial officer's powers, the Chairman of the

Board of Directors must be informed the reasons of the urgency prior to the transaction being executed;

- The transactions are subsequently approved in a following Shareholders' meeting;
- The body convening the Shareholders' meeting must draw up a report with adequate motivations of the urgency and the Board of Statutory Auditors must refer to the Shareholders their opinion in relation to the reasonableness of the urgency;
- The report and valuation of the previous point must be made available to the public at least 21 days prior to the Annual Shareholders' meeting and in accordance with the means set out by Consob;
- Within one day following the Annual Shareholders' meeting, the Company must make available to the public the information regarding the results of the voting.

The Designated Director, on at least a quarterly basis, submits to the Committee, to the Board of Directors and to the Board of Statutory Auditors, a detailed report concerning transactions previously approved by the Board of Directors and/or carried out by the Chief Executive Officer. The Head of the Internal Control Function periodically carries out –on an annual basis – control activities over the fulfilment of obligations of the Procedures herein by the competent company departments and refers to the Committee and Board of Statutory Auditors.

In 2015 the Committee for transaction with related parties, identified within the Internal Control Committee (now called the Control and Risks Committee), met once to amend the Procedure (as disclosed above).

APPOINTMENT OF STATUTORY AUDITORS

The appointment and substitution of Auditors is disciplined by Art. 23 (Board of Statutory Auditors) of the by-laws, and is available on the Company's website (www.reply.eu under – Investors – Corporate Governance).

Art. 23 of the Company by-laws, regulates that:

- The lists of the candidates for the office of Statutory Auditor must be deposited at the Company's offices at least twenty-five days prior to the date set for the Shareholders' meeting on first call; at least twenty-one days prior to the Shareholders' meeting, the list together with the information and declarations required, shall be made available to the public;

- Only those shareholders that alone or together with others represent 2.5% of the ordinary voting shares have the right to present the lists or the minimum minority voting share required in accordance with binding laws or regulations; should at the expiry date stated above, only one list be presented, or only lists presented by shareholders that are inter-related in accordance with the regulations in force, lists can be presented up to five days following such date. In this case the above threshold is reduced by half;
- Statutory Auditors and Alternate Auditors, will be divided by one, two, three for the Statutory Auditors and one, two for the Alternate Auditors, according to the progressive number of auditors to be appointed. The ratios will then be progressively assigned to the candidates on each list and ranked in descending order. The candidates with the highest ratio will be appointed, being that one Statutory Auditor and Alternate Auditor have been elected from the second list according to the number of votes obtained and must not be connected, neither indirectly, to the Shareholders which presented or voted the list which obtained the highest number of votes;
- The list which presents candidates equivalent to or superior to three shall be composed by candidates from both Statutory auditors and Alternative auditors, so as the number of candidates, in accordance to the regulations of the Report, belong also to the less representative genders (if in excess, it shall be rounded up to the next number);
- If candidates obtain the same percentage of votes, the candidate will be selected from the list which has not elected a Statutory Auditor, whereas if all the lists have elected the same number of candidates, the Statutory Auditor will be chosen from the list which obtained the most votes. If the result in percentage and vote is the same the Shareholders vote once more and the candidate with the highest percentage will be appointed;
- The office of President of the Board of Statutory Auditors is held by the Statutory Auditor which was elected from the minority list that obtained the highest number of votes;
- In the event of a Statutory Auditor and/or an Alternative being replaced, and considering the balance in genders, if the Statutory auditor shall be replaced in the majority list, the nomination is carried out without any binds to the list; if a Statutory Auditor shall be replaced from a minority list, the Board shall substitute with a majority vote and when counting such votes, the shareholders' with a majority shares and shareholders' connected to the previous shall not be considered.

With regard to the application of the criterion of allocation in connection with the election of auditors, under Art. 148, paragraph 1 bis of the TUF, Reply to S.p.A. applied the renewal of the corporate bodies on 23 April 2015.

STATUTORY AUDITORS

The Board of Statutory Auditors is made up of three standing auditors and two alternate auditors and the Board is comprised as follows:

- Mr. Cristiano Antonelli President
- Dott.ssa Ada Alessandra Garzino Demo Statutory Auditor
- Mr. Paolo Claretta – Assandri Statutory Auditor
- Dott.ssa Giuliana Monte Alternate auditor
- Mr. Alessandro Pedretti Alternate auditor

The Board of Statutory Auditors was appointed during the Shareholders' meeting on 23 April 2015 based on the list which was presented by the majority shareholders of Alika S.r.l. The office expires on 31 December 2017 with the approval of the Financial Statements.

On an annual basis and upon nomination, the Committee, verifies the requisites of independence of its members in accordance to Article 144 novies of the Regolamento Emittenti and in compliance to the Code of Conduct.

During the periodic controls carried out in 2015 and in compliance to the Code, the Committee has not disclosed any situations which could compromise independence and it has been resolved not to apply the criteria stated in Article 3.C.1 letter f) of the Code, in view of member's authority, even in light of the resolutions made by the Board of Directors.

This was verified with regards to Mrs. Ada Alessandra Garzino Demo from June 2012.

Considering the professional experience of the members of the Statutory auditors, the Company deemed not necessary to proceed with training courses, finalized at providing an adequate knowledge of Reply S.p.A's business and norms and regulations.

Statutory auditors who have an interest, even if only potential or indirect in a given transaction shall promptly inform the members of the Board of Statutory Auditors and the Chairman of the Board of Directors of the interest and the related circumstances.

During the periodic controls carried out in 2015 by the main controlling committees, the Statutory Auditors coordinated its activities with the functions of the Internal Audit, the Internal Control committee and with the Supervisory Board.

The exchange of information is carried out on a quarterly basis during Statutory Auditors meetings and also through the participation of the President during the the Internal Control and Risk Committee meetings.

The table below summarizes the Board of Statutory Auditors with the main information requested in accordance with Article 144-duodecies issued by Consob

Name	Office	Year of birth	Date of first nomination	In office	List(*)	Independent from code	% of attendance in meetings of Board of Statutory Auditors	Other offices held (1)
Cristiano Antonelli	President	1951	29/04/2009	From 1.1.15 to 31.12.17	M	X	100%	-
Ada Alessandra Garzino Demo	Statutory Auditor	1963	10/06/2003	From 1.1.15 to 31.12.17	M	X	100%	16
Paolo Claretta-Assandri	Statutory Auditor	1954	01/01/2003	From 1.1.15 to 31.12.17	M	X	100%	32
Giuliana Monte	Alternative Auditor	1964	22/07/2013	From 1.1.15 to 31.12.17	M	X	NA	NA
Alessandro Pedretti	Alternative Auditor	1969	29/04/2009	From 1.1.15 to 31.12.17	M	X	NA	NA

Key:

M/m: M/majority list m/minority list

(1) Where applicable a list of all positions held has been annexed, according to Art. 144-quinquies decies of RE, as replaced by Resolution no. 17326 of 13 May 2010.

(*) the last quorum for the presentation of the lists reached 2.5%. Nomination was unanimous and reached favorable votes equal to 59.199% of the share capital.

(**) office not held on a continuous basis

Following is a brief description of personal and professional characteristics of the members of the Statutory Auditors of the Company:

Cristiano Antonelli president of the board of the statutory auditors

Cristian Antonelli is a professor of political economics, at the Economic Department Salvatore Cognetti de Martiis at the University of Turin; Director of BRICK (Bureau of Research in Innovation Complexity and Knowledge) at Carlo Alberto College. He is the editor of the 'Economics of Innovation and New Technology' magazine. In the past he was Director at the Economic Department Salvatore Cognetti de Martiis at the University of Turin (2004-2010) His education background includes a Master in Economics at ISTAO of Ancona. During 1978 and 1979 he was a junior economist of the Science and Technology department of the OCSE and Rockefeller Fellow in the Sloan School of Massachusetts Institute of Technology from 1983 to 1985. He has taught in the universities of Sassari, Calabria, the Polytechnic of Milan and in the universities of Manchester, Nice, Lyon, Lumiere, Aix-en-Provence, Paris XIII and Paris XII. During the academic year 1999-2000 he taught in the university of Dauphine Paris IX. In the past Mr. Antonelli was member of the Board of Directors of Telecom Italia in the two-year period 1998-99 and of Pirelli&C for the three-year period 2008-2011; Member of the Science Committee of Confindustria in 1999 and 2000; Techno-scientific Committee of ENEA from 2000-2004.

Furthermore he held office as Chairman of ICER (International Centre for Economic Research from 2008 to 2011 and was Vice-president of the International Schumpeter Society from 1999 to 2004.

Ada Alessandra Garzino Demo Statutory Auditor

Mrs. Ada Alessandra Garzino Demo graduated in Economics at the University of Turin in 1987. She has been registered on the Registry of Qualified Accountants and Bookkeepers ever since 1991 and the Registry of Auditors ever since 1995. She works as a Chartered accountant and provides fiscal and corporate consultancy for medium-large companies as well as Multinationals. Mrs. Ada Alessandra Garzino Demo is specialized in Telecommunication tax matters and fiscal planning. She covers the role of both Statutory Auditor and president in other companies.

Paolo Claretta Assandri Statutory Auditor

Mr. Paolo Claretta Assandri received a graduate degree in Economics and Commerce at the University of Turin in 1978, has been registered on the Registry of Qualified Accountants and Bookkeepers ever since 1981 and the Registry of Auditors ever since 1983. She works as a Chartered accountant in Turin and provides fiscal and corporate consultancy for medium-large companies as well as Multinationals.

In 2015 the Statutory Auditors met six (6) times.

The compensations paid to the Statutory Auditors is disclosed in the Annual Report on Remuneration pursuant to Article 123-ter of TUF.

Legislative decree 39/2010 assigns the Board of Statutory Auditors the role of the committee for control and risks and audits responsible for supervising: (i) the financial disclosure process, (ii) the effectiveness of the internal control, internal audit and risk management systems, (iii) the audit of the annual separate and consolidated accounts, (iv) the independence of the independent auditors.

RELATIONS WITH SHAREHOLDERS

The Board of Directors ensures that a person in charge of relations with investors is identified and periodically assesses the need to constitute a structural function within the company.

With a resolution of the Board on 23 April 2015 Mr. Riccardo Lodigiani, in charge of relations with institutional investors and with shareholders (Investor relator) in order to create an ongoing dialogue with the market.

The abovementioned person must exclusively and periodically inform the Chairman and the designated member of the board of his activities.

On the Company's website (www.reply.eu, Investors – Corporate Governance), the following documents are available:

- Company by-laws;
- Annual calendar for 2016 of company events;
- Organizational Model pursuant ex art. 6 Legislative Decree no. 231/01 and the Code of Ethics;
- Code of conduct for internal dealing;
- Corporate Governance Code;
- Annual Report on Remuneration;
- Procedures on Related party transactions

GENERAL SHAREHOLDERS' MEETING

The company encourages and facilitates the participation at the Annual General Meetings providing any necessary information or explanation in order to guarantee a smooth and conscientious participation of the Shareholders.

The Company, with the resolution by the Board of Directors on 26 October 2010 and by the Extraordinary Shareholders' meeting on 28 April 2011, has introduced the amendments to the Company's by-laws required by Legislative Decree no. 27 of 27 January 2010 enacting the Community Directive no. 2997/36/EC in relation to the shareholders' rights in listed companies. Art. 12 of the Company by-laws establishes that shareholders are entitled to intervene during the General Shareholders' meeting if they are shareholders at the end of the seventh accounting day of open markets preceding the General Shareholders' meeting and have

provided written notice pursuant to art. 2370, paragraph two of the Italian Civil Code. The Company can designate for each general meeting one or two persons to whom confer the voting rights with specific instructions for one or more proposals on the agenda.

The designated persons, the means and terms of the conferred delegation are communicated on the notice calling the general meeting.

The company does not deem necessary the adoption of an Annual General Meeting legislation (aimed at regulating the running of the meetings), as the Company's by-laws provide adequate provisions concerning the matter.

At the Ordinary General Shareholders' meeting held on 23 April 2015, Seven (7) Directors out of nine (9) spoke. On that occasion, the Board of Directors reported on its activities during the year 2014.

OTHER CORPORATE GOVERNANCE PRACTICES

System of the Company's operational procedures – in order to properly apply the Company's regulations and to reduce risks connected with achieving the Company's objectives, Reply S.p.A. has adopted a set of procedures that regulate internal processes, governing both the activities carried out by the single departments as well as relations with other entities; Reference is made in this regard to what has been described in the paragraph on the Internal Control and Risk Management System.

CHANGES SUBSEQUENT TO THE YEAR END UNDER REVIEW

Following the year end close no significant changes have been made to the structure of the Corporate Governance, other than what has been disclosed above.

Turin, 15 March 2016
For the Board of Directors
The Chairman
Mr. Mario Rizzante

ANNUAL REPORT ON REMUNERATION

1. INTRODUCTION

This document (“The Annual Report on Remuneration”, the “Report”), was prepared and approved by the Board of Directors on 15 March 2016 according to Article 123-ter of Legislative Decree No. 58/1998 (“TUF”) and Article 6 of the Corporate Governance Code, the July 2015 version, approved by the Corporate Governance Committee established at Borsa Italiana S.p.A. The Report describes the Remuneration policy adopted by Reply S.p.A (hereon “Reply”) with reference to remuneration to (i) members of the Board of Directors and in particular to Executive Directors and Directors invested with special charges (ii) Directors with Strategic Responsibility.

2. SECTION I

2.1. DRAFTING, APPROVAL AND IMPLEMENTATION OF THE REMUNERATION POLICY

The corporate bodies and persons responsible for drafting, approving and implementing the remuneration Policy are the following:

- Shareholders’ meeting;
- The Board of Directors;
- The Remuneration and Nominating Committee;
- Executive Directors;
- Statutory Auditors.

Shareholders’ meeting

With regard to remuneration, the Shareholders’ meeting:

- Determines the remuneration of each member of the Board of Directors and the Executive Committee, if appointed in accordance with Article 2364(1) (3) of the Italian Civil Code; and shall establish, a total amount to all the Board. This amount is established in a concrete manner as to attract, retain and motivate the staff invested with high professional skills necessary to manage the Company with success;
- Determines the participation in the profit of the present Company, dependent on the Gross consolidated margin, to Directors invested with special charges in accordance with the Company bylaw;
- Expresses its advisory, non-binding vote on the Annual Report on Remuneration approved

by the Board of Directors, upon the proposal of the Remuneration and Nominating Committee;

- Receives adequate information with regards to the remuneration policy;
- Resolves on the Remuneration Plans based on shares or other financial instruments for Directors, employees and collaborators, including Managers with strategic responsibilities pursuant to Article 114-bis TUF.

Board of Directors

The Board of Directors

- Establishes a Remuneration and Nominating Committee from among its members. One member must have adequate knowledge and experience with regards to financial and remuneration policy; the persons competence is evaluated by the Board when he/she is elected;
- Determines, upon a proposal of the Remuneration and Nominating Committee, the remuneration policy for members of the administrative bodies. The remuneration policy defines guidelines which all company members involved must follow as to determine the remuneration of Executive Directors, Directors invested with special charges and Directors with strategic responsibilities. Such guidelines are illustrated in the present document;
- Approves the Annual Report on Remuneration which shall be submitted to the General Shareholders' meeting;
- Upon the proposal or opinion of the Remuneration and Nominating Committee determines, based on the guidelines of the Remuneration Policy, and in any case upon consulting the Board of Statutory Auditors, the remuneration of the Executive Directors and other Directors with specific responsibilities; prepares, with the assistance of the Remuneration and Nominating Committee, the remuneration plans based on the allocation of shares or other financial instruments and submits them to the approval of the Shareholders' meeting in accordance with Article 114-bis TUF;
- Carries out the Remuneration plans based on shares or other financial instruments delegated by the Shareholders' meeting

Considering the current structure of the Board of Directors and the shares held in Reply S.p.A., by various members, no succession plan which regulates the substitution of Executive Directors or Directors with Strategic position or those who have ceased has been implemented. In particular, the substitution of an Executive is carried out in accordance to Article 2386 of the Italian Civil Code, in which the Board of Directors choose the Executive. Whereas the

substitution of Directors with strategic responsibility is agreed upon by top management of the company.

Remuneration committee

The remuneration committee:

- Makes proposals and advises the Board of Directors in relation to the remuneration to Executive Directors and other Directors with special charges, and furthermore advises on the identification and fixing of adequate performance objectives that enable the calculation of the variable components of the compensation;
- Makes proposals to the Board of Directors on the remuneration policy;
- Assists the Board of Directors in drawing up and implementing remuneration plans based on shares or other financial instruments;
- Periodically evaluates the adequacy and correct application of the remuneration policy, making use of information provided by the Executive Directors when the evaluation is referred to a Director with strategic responsibility;
- Provides the Board of Directors' opinions and proposals about remuneration;
- Monitors implementation of the decisions adopted by the Board of Directors regarding remuneration, evaluating that the performance target has been achieved;
- Refers to the Shareholders' the methods of the Committees functions; for such reason, the presence of the Chairman of the Remuneration and Nominating Committee or another member of the Committee is recommended at the annual Shareholders' meeting;
- If it is deemed necessary or appropriate an external consultant with expertise in remuneration policy can be utilized to carry out such task; the independent expert must not carry out any form of activity in favour of Reply Human resource department, shareholders', Executive Directors and Directors with strategic responsibilities. The independence of external consultants is verified by the Remuneration and Nominating Committee before they are appointed.

On 27 April 2012, Reply S.p.A.'s Board of Directors appointed the members of the Remuneration and Nominating Committee. As at the date of approval of this Report, the Remuneration and Nominating Committee was comprised as follows:

Fausto Forti, Chairman of the Committee and Lead Independent Director;

Maria Letizia Jaccheri, Independent Director;

Enrico Macii, Independent Director.

The Chairman of the Remuneration and Nominating Committee has gained adequate knowledge and experience on financial issues and remuneration policy given his professional experience characterized by operational responsibility in large companies.

In 2015 the Remuneration Committee did not rely on the support of independent remuneration policy experts to draw up the Remuneration Policy.

For further information regarding the operation and activities of the Remuneration and Nominating Committee for the financial year ended as at 31 December 2015, see the 2015 Report on Corporate Governance and Ownership Structure.

Executive Directors

Executive Directors:

- Provide the Remuneration Committee all useful information so to evaluate the adequacy and concrete application of the Remuneration Policy, with particular regard to the remuneration of Directors with strategic responsibilities;
- Establish the remuneration to Directors with Strategic Responsibilities based on the guidelines set out by the Remuneration Policy.

Statutory Auditors

The Board of Statutory Auditors has the task of providing opinion in relation to the Remuneration Policy; in particular the Board provides opinions on the remuneration of Executive Directors and Directors invested with special charges; in expressing their opinion the Board verifies the consistency of the proposals with the Remuneration Policy:

2.2. REMUNERATION POLICIES

The 2016 Remuneration Policy has remained substantially unvaried with respect to 2015, in view of the assessments made by the Remuneration and Nominating Committee at the meeting of 15 March 2016 and subsequently, on the same date, by the Board of Directors. Moreover, the Board of Directors at the meeting held on 15 March 2016, deemed it was not necessary to modify the Remuneration Policy adopted the previous year and to confirm the policies for 2016. The Remuneration Policy is intended to ensure the Company has the ability to attract, retain and motivate individuals who have professional skills and experience to pursue the achievement of the Company's objectives. The Policy is also instrumental in aligning the interests of the Company's management with those of the shareholders, pursuing the primary objective of the creation of value over a medium-long term period, through the creation of a strong link between remuneration and individual performance.

2.3. REMUNERATION OF DIRECTORS

With reference to 2015 the Directors were as follows:

Mario Rizzante	Chairman and Chief Executive Officer
Tatiana Rizzante	Chief Executive Officer
Oscar Pepino	Executive Director
Claudio Bombonato	Executive Director
Daniele Angelucci	Executive Director
Filippo Rizzante	Executive Director
Fausto Forti	Non-Executive Director, Independent and Lead Independent Director
Marco Mezzalama (1)	Non-Executive Director and Independent
Carlo Alberto Carnevale Maffè (2)	Non-Executive Director and Independent
Maria Letizia Jaccheri (3)	Non-Executive Director and Independent
Enrico Macii (4)	Non-Executive Director and Independent

(1) Office held from 1/1/2015 – 23/4/2015

(2) Office held from 1/1/2015 – 23/4/2015

(3) Office held from 23/4/2015 – 31/12/2015

(4) Office held from 23/4/2015 – 31/12/2015

In 2015 remuneration of Directors not invested with operational proxies is as follows:

- 30,000 Euros annually for each member of the Board, as resolved by the Shareholders' meeting of 23 April 2015.

In 2015 the remuneration of Board members of the Supervisory Body – with reference to Mr. Fausto Forti – was determined as follows:

- 1,000 Euros for each participation in the Supervisory Body meeting.

A specific remuneration component in relation to the participation in the Committee meetings or to the execution of specific engagements not related to operational proxies is not foreseen, being the beneficiaries of the compensation only the Executive Directors that are also members of the Committee, the compensation to the Directors already takes into consideration the commitment deriving from the participation in the Committee meetings.

In line with best practices, Non-Executive Directors are not eligible for any variable form of compensation linked to the achievement of financial targets.

In line with best practice, the Company has an insurance policy on third party liability for damage inflicted by the Board of Directors (apart from the General Manager, but also Directors with Strategic Responsibilities) in performing their duties, with the aim of safeguarding the beneficiaries and the Company from any connected indemnity, excluding cases of malice or gross negligence.

2.4. REMUNERATION OF EXECUTIVE DIRECTORS

Under a legal and statutory perspective, remuneration of the Company's Executive Directors are established in accordance with:

- Article 2389(3) of the Italian Civil Code – "The remuneration of Directors invested with special responsibilities in conformity with the by-laws is determined by the Board of Directors after consultation with the Board of Statutory Auditors";
- Article 22(2) of the by-laws – "Directors invested with special responsibilities are entitled to share in the profits of the Company, dependent on the Consolidated Gross Operating Margin, whose quantification is established annually by the Shareholders' meeting at the time the Financial Statements are approved".

From the perspective of the Remuneration Policy, the remuneration of the Executive Directors is generally comprised of the following elements:

- **A gross annual fixed component;**
- **A variable component** linked to general predetermined, measurable objectives connected

to the creation of value over a medium period of time. Establishing a twelve month timeframe should allow targets to be determined that are suitably consistent with the trend of the market in which the Company operates, and is consistent with the objective of aligning the interests of the Executive Directors with the pursuit of the creation of value for shareholders in the medium-long term, considering that, in the Company's case, almost all of the Executive Directors are also shareholders of the Company.

The payment of the variable compensation is deferred in respect of when it has matured of approximately four to five months which enables a proper risk management within the Remuneration Policy of the Company.

The Board of Directors keeps in mind two factors when determining remuneration and its single components: (i) the specific proxy that each Executive Directors holds and/or (ii) the function and the role actually carried out by each Executive Director within the Company, thus ensuring that the variable component is coherent with the tasks assigned.

Under an accounting perspective, the remuneration of the Executive Directors is recorded in the Financial Statements in the year in which the services are rendered both for the fixed gross annual component and the variable component, even though payment is made through profit sharing in accordance with Article 22 of the Company By-laws; This is consistent with the International Financial Reporting Standards IAS/IFRS in as much as profit-sharing is considered to all effects as part of the remuneration and therefore the relative allocation is recorded in the Financial Statements in the year in which the Executive Directors' services are rendered; for such reason, the proposal to attribute profit-sharing is the object of resolution by the Board of Directors at the same time as approval of the draft annual Financial Statements.

With reference to 2015,

- During the meeting of 13 March 2015 the Board of Directors approved resolutions on the Remuneration Policy for 2015, upon the proposal of the Remuneration Committee and confirmed on May 14, 2015 by the newly nominated controlling body;
- The Shareholders' meeting of 23 April 2015 approved, with a non-binding resolution, the Remuneration Report containing the Remuneration Policy;
- The Board of Directors, upon proposal of the Remuneration Committee, at its meeting on 14 May 2015 adopted the resolutions granting the fixed component of the Executive Directors and established the methods for determining the variable component of the remuneration of Executive Directors for 2015 through the recognition of a profit sharing pursuant to art. 22 of the Bylaws; at its meeting on March 15, 2016, at the proposal of the Remuneration

Committee, the Board carried out a performance audit and has made proposals for profit sharing to be submitted to the General Shareholders' meeting, together with the relevant breakdown;

- On 21 April 2016 the Shareholders' meeting shall be called to approve the proposal regarding the variable component of remuneration as described.

With reference to 2016, remuneration is based on the following criteria:

- The consistency between the elements as to determine remuneration and the objectives;
- The correct balance between the fixed and variable component based on the strategic objectives and risk management policy of the Company, keeping in mind the field in which it operates and the characteristics of the activities concretely carried out;
- The weight of the variable component is approximately 60% of the whole remuneration package, being understood that the fixed component must be sufficient to compensate the performance of Executive Directors in case the variable component is not paid out when performance objectives established by the Board of Directors are not achieved;
- Pre-established performance targets, i.e. financial results or other specific objectives linked to the payment of the variable component, are measurable and linked to the creation of value for shareholders over the medium to long term;
- The relationship between the variance of the results achieved and the variance of the remuneration is guaranteed through scaling of the variable compensation up to a maximum limit related to a scale of objectives;
- Several month deferral of payment of the variable component with respect to when the compensation matures in order to enable a proper risk management of the company within the Remuneration Policy requirements.

With reference to the variable components of the remuneration for the Executive Directors, the Remuneration Committee proposes objectives and, during the subsequent year, performance checks in order to verify whether the objectives established the previous year were achieved.

The criteria utilized in defining remuneration for Executive Directors for 2015 was established by the Board of Directors and is as follows:

- Accrual is subordinated to the achievement of one of the accessible terms represented by the capacity of the profits of the Company;
- Fixing of the annual margin objective represented by the Consolidated Gross Operating Margin as shown in the consolidated Financial Statements, with the identification of a

minimum threshold and maximum threshold;

- Fixing of further objectives for the Executive Directors invested with special charges in the Company;
- Quantification of the bonus up to a pre-established maximum amount linked to the achievement of assigned objectives;
- Allocation, in general, of the variable profit-sharing component by dividing it among those entitled to receive it, related to the Consolidated Gross Operating Margin to which Directors invested with special responsibilities are entitled pursuant to Article 22 of the Company By-laws;

The Executive Directors can also be granted other types of benefits typical of the office held and recognized within the Group to Directors having strategic responsibilities and/or managers (i.e. company car).

At present, Directors' severance indemnity (TFM) has been allocated for Executive Directors and Managers with strategic responsibilities having analogous characteristics to employee severance indemnity (TFR) pursuant to Article 2120 of the Italian Civil Code to which the Group's Italian managers are legally entitled.

The Board of Directors can propose to the Shareholders the adoption of the incentive mechanisms through the attribution of financial options. At present no incentive plans of this kind have been established.

The Company deems that the Remuneration Policy is consistent with the pursuit of the long-term interests of the company and its risk management.

2.5. GENERAL MANAGERS AND DIRECTORS WITH STRATEGIC RESPONSIBILITY

As at 15 March 2016 the role of General Manager is non existent in the Company's organization.

Four Directors have Strategic Responsibility at 15 March 2016.

Remuneration to Directors with Strategic Responsibilities is composed by a fixed and variable component and established with the same principles and criteria described above for the Executive Directors. For further information see point 2.4 Remuneration to Executive Directors.

Directors with Strategic Responsibilities have the right to severance indemnity (TFR) ex Art. 2120 of the Italian Civil Code. Furthermore some Directors who cover strategic positions in subsidiaries have also been assigned post termination treatment determined in the same manner as severance indemnity.

The remuneration to the Director in charge of drawing up the Financial Statements and the Internal Audit manager are in line with the tasks assigned.

2.6. CESSATION OF OFFICE OR TERMINATION OF EMPLOYMENT

At the date of the present Report no allowance has been set in event of cessation of office or termination of employment on behalf of Executives and Directors with Strategic Responsibilities apart from what is provided by the ex law and/or the Collective labour agreement in case the persons have a dependent work contract.

Considering the current structure and how the variable component of remuneration is determined, of the Directors and Directors with strategic responsibility, in the case of cessation of office due to inadequate results achieved, and if remuneration has been paid, no return mechanisms have been defined.

3. SECTION TWO

3.1. REMUNERATION PAID TO MEMBERS OF THE BOARD OF DIRECTORS, STATUTORY AUDITORS, GENERAL MANAGERS AND EXECUTIVES WITH STRATEGIC RESPONSIBILITIES

(figures in thousands of Euros)

Name Surname	Office held Reply S.p.A.	Period of office	Term of office	Fixed Remuneration	Remuneration for the participation in internal committees
Mario Rizzante	Chairman and Chief Executive Officer	1/01/2015-31/12/2015	31/12/2017	460 ⁽¹⁾	-
			Compensi da società Controllate	240 ⁽²⁾	-
			Total	708	-
Tatiana Rizzante	Chief Executive Officer	1/01/2015-31/12/2015	31/12/2017	210 ⁽³⁾	-
			Remuneration paid by subsidiaries	346 ⁽⁴⁾	-
			Total	556	-
Oscar Pepino	Executive Director	1/01/2015-31/12/2015	31/12/2017	300	-
Claudio Bombonato	Executive Director	1/01/2015-31/12/2015	31/12/2017	400	-
Filippo Rizzante	Executive Director	1/01/2015-31/12/2015	31/12/2017	100	-
			Remuneration paid by subsidiaries	344	-
			Total	444	-
Daniele Angelucci	Executive Director	1/01/2015-31/12/2015	31/12/2017	220	-
			Remuneration paid by subsidiaries	135 ⁽⁵⁾	-
			Total	355	-
Fausto Forti	Non-Executive Director and Independent	1/01/2015-31/12/2015	31/12/2017	34 ⁽⁷⁾	-
Carlo Alberto Carnevale Maffé	Non-Executive Director and Independent	1/01/2015-23/4/2015	31/12/2014	10	-
Marco Mezzalama	Non-Executive Director and Independent	1/01/2015-23/4/2015	31/12/2014	10	-
Maria Letizia Jaccheri	Non-Executive Director and Independent	23/4/2015-31/12/2015	31/12/2017	20	-
Enrico Macii	Non-Executive Director and Independent	23/4/2015-31/12/2015	31/12/2017	20	-
Cristiano Antonelli	Chairman of the Board of Statutory Auditors	1/01/2014-31/12/2014	31/12/2014	48	-
Ada Alessandra Garzino Demo	Statutory Auditor	1/01/2014-31/12/2014	31/12/2014	32	-
			Remuneration paid by subsidiaries	10 ⁽⁸⁾	-
			Total	42	-
Paolo Claretta-Assandri	Statutory Auditor	1/01/2014-31/12/2014	31/12/2014	32	-
			Remuneration paid by Reply S.p.A.	173	-
Directors with Strategic Responsibility			Remuneration paid by subsidiaries	1,151	-
			Total	1,324	-

To be noted that where no indication has been made, no compensation has been given to Reply S.p.A. subsidiaries.

Remuneration to Directors is as follows:

(1) Gross emolument for the office of Chairman and Chief Executive Officer of the Board of Directors in Reply S.p.A.;

(2) Gross emolument for the office of Chief Executive Officer in subsidiaries equal to 158 thousand Euros. The remaining amount refers to the gross salary received as an employee.

(3) Gross emolument for the office of Chief Executive Officer in Reply S.p.A.;

(4) Gross emolument for the office of Chief Executive Officer in subsidiaries equal to 60,000 Euros. The remaining amount refers to the gross salary received as an employee.

<u>non equity variable remuneration</u>		Non monetary benefits	Other remuneration	Total	Fair value of the equity remuneration	Post mandate indemnity
Bonus and other incentives	Profit Sharing					
-	400	-	-	860	-	-
-	-	-	-	240	-	-
-	400	-	-	1,108	-	-
-	400	-	-	610	-	-
-	-	-	-	346	-	-
-	400	-	-	956	-	-
-	200	-	-	500	-	-
-	600	-	-	1,000	-	-
-	400	-	-	500	-	-
-	-	-	-	344	-	-
-	400	-	-	844	-	-
-	400	-	-	620	-	-
-	-	-	19 ⁽⁶⁾	154	-	-
-	400	-	19	774	-	-
-	-	-	-	34	-	-
-	-	-	-	10	-	-
-	-	-	-	10	-	-
-	-	-	-	20	-	-
-	-	-	-	20	-	-
-	-	-	-	48	-	-
-	-	-	-	32	-	-
-	-	-	-	10	-	-
-	-	-	-	42	-	-
-	-	-	-	32	-	-
-	-	-	-	173	-	-
-	1,402	-	82 ⁽⁶⁾	2,635	-	-
-	1,402	-	82	2,808	-	-

(5) Gross emolument for the office of Chief Executive Officer in subsidiaries equal to 60,000 Euros. The remaining amount refers to the gross salary received as an employee,

(6) Post termination treatment.

(7) Gross emolument for the office of Independent Directors in 2015 equal to 30,000 Euros. The residual amount is referred to the presence tokens in 2015 for the participation in the Internal control Committee meetings;

(8) Gross emolument for the office of Chairman of the Board of Statutory Auditors in 2015 in subsidiaries;

3.2. Stock-option granted to members of the Board of Directors and Executives with Strategic Responsibility (in Euros)

At present no stock options are held, have been assigned, exercised or have expired in 2015.

3.3. Shares held by the members of the Board of Directors and Executives with Strategic Responsibility in companies with listed shares and its subsidiaries

Shares held by the members of the Board of Directors

FIRST NAME AND SURNAME	OFFICE	SHARES HELD	NO. OF SHARES HELD AT 31/12/2014	NO. OF SHARES BOUGHT	NO. OF SHARES SOLD	NO. OF SHARES HELD AT 31/12/2015
Mario Rizzante	Chairman and Chief Executive Officer	Reply S.p.A.	11,381	-	-	11,381
Tatiana Rizzante	Chief Executive Officer	Reply S.p.A.	15,734	-	-	15,734
Oscar Pepino	Executive Director	Reply S.p.A.	13,710	-	1,458	12,252
Claudio Bombonato	Executive Director	Reply S.p.A.	17,500	-	-	17,500
Filippo Rizzante	Executive Director	Reply S.p.A.	3,400	-	-	3,400
Daniele Angelucci	Executive Director	Reply S.p.A.	145,290	-	6,200	139,090
Fausto Forti	Non- Executive Director and Independent	Reply S.p.A.	-	-	-	-
C. A. Carnevale Maffé	Non- Executive Director and Independent	Reply S.p.A.	-	-	-	-
Marco Mezzalama	Non- Executive Director and Independent	Reply S.p.A.	-	-	-	-
Maria Letizia Jaccheri	Non- Executive Director and Independent	Reply S.p.A.	-	-	-	-
Enrico Macii	Non- Executive Director and Independent	Reply S.p.A.	-	-	-	-
Cristiano Antonelli	President of the Board of Statutory Auditors	Reply S.p.A.	-	-	-	-
Ada Alessandra Garzino Demo	Statutory Auditor	Reply S.p.A.	-	-	-	-
Paolo Claretta Assandri	Statutory Auditor	Reply S.p.A.	-	-	-	-

At 31/12/2015 the following members of the Board of Directors hold shares in the Company:

- Mario Rizzante and Oscar Pepino hold 51% and 18% respectively of Alika S.r.l., a limited liability company with headquarters at C.so Francia 110, Turin.
- Alika S.r.l. holds no. 4,936,204 Reply S.p.A. shares, equivalent to 52.7775% of the Company's share capital.

Shareholdings of Directors with strategic responsibility

NUMBER OF DIRECTORS HAVING STRATEGIC RESPONSIBILITY	SHARES HELD	NO. OF SHARES HELD AT 31/12/2014	NO. OF SHARES BOUGHT	NO. OF SHARES SOLD	NO. OF SHARES HELD AT 31/12/2015
4	Reply S.p.A.	399,375	-	83,017	316,358

Definitions

In the present document the definitions of the words in upper case is as follows:

“Board”: means all the Board members of Reply, whether Executive, Non- Executive, Independent, etc.;

“Executive Directors”: means, in accordance with the criteria of the Corporate governance Code for Listed Companies:

- Directors of Reply who have been nominated as Chief Executive Directors of the Company or subsidiaries which has strategic importance;
- Members of the Reply Board of Directors with management duties in the Company or subsidiaries which has strategic importance;
- The Directors of Reply, who may also be the Chairman of the Company, holder of specific individual proxies or having a specific role in the development of the company strategies;

“Other Directors invested with special charges” means Directors who are assigned special charges (i.e. Chairman, Vice- Chairman), different from the Executive Directors;

“Executives with Strategic responsibilities” means those who have power and responsibility in – directly or indirectly- planning, managing and controlling the activities of the Company, in accordance with the Consob Regulation no. 17221/2010 regarding Related Parties.

CORPORATE INFORMATION

REGISTERED OFFICE

Reply S.p.A.
Corso Francia, 110
10143 TURIN – ITALY
Tel. +39-011-7711594
Fax +39-011-7495416
www.reply.eu

CORPORATE DATA

Share capital: Euro 4,863,485.64 i.v.
Fiscal Code and R.I. of Turin no. 97579210010
VAT no. 08013390011
REA of Turin 938289

MARKETING AND COMMUNICATION

E-mail: marketing@reply.it
Tel. +39-011-7711594
Fax +39-011-7495416

INVESTOR RELATIONS

E-mail: investor@reply.it
Tel. +39-02-535761
Fax +39-02-53576444